

Voting



Easy Read Guide



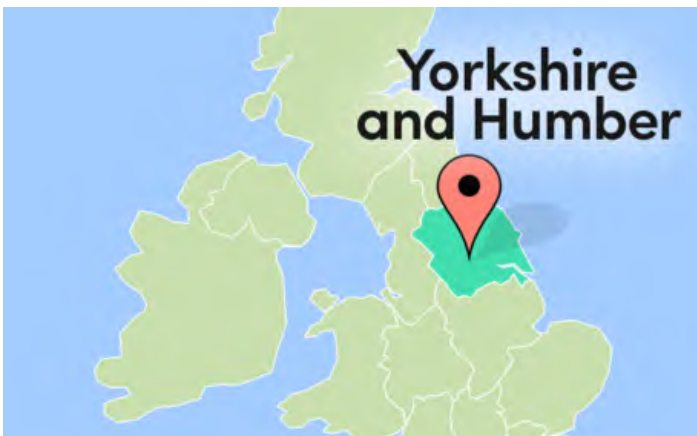
In the UK almost all men and women who are over 18 can vote.



When we vote we help to choose the people who make decisions about our country or our local area.

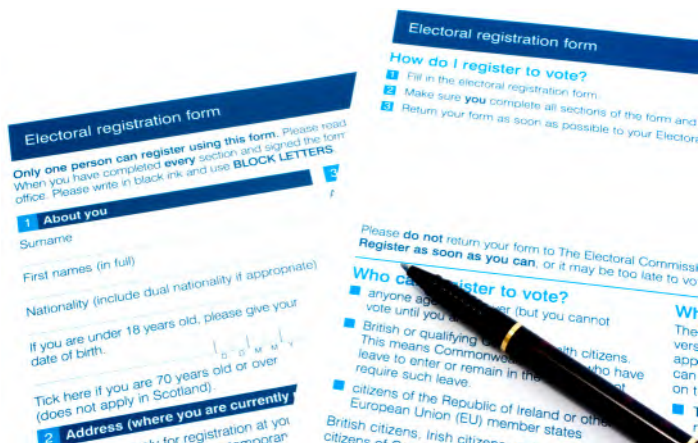


When we vote for the people to make decisions about our country it's called a General Election.



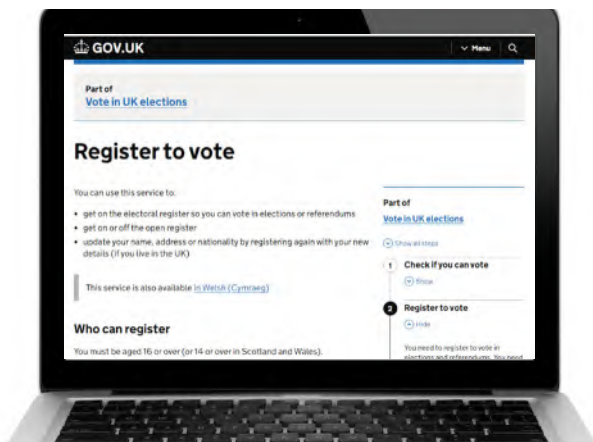
When we vote for the people to make decisions about our local area it's called a Local Election.

They are both very important.



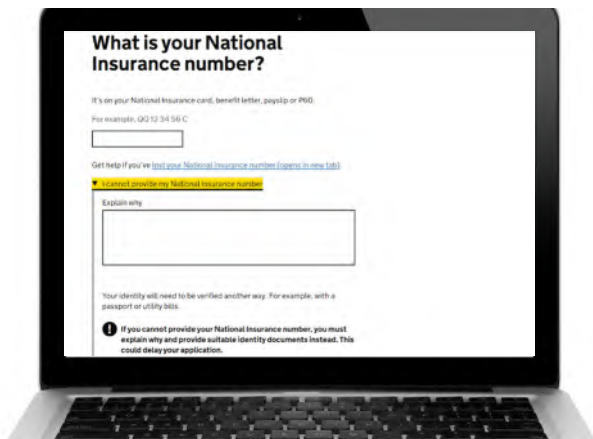
To vote in an election you must be on the electoral register.

This is a list of everyone who can vote .



You can register to vote online or download a form from the following website:

www.gov.uk/register-to-vote



You will need to give your national insurance number.

If you don't have one you will need other identification.



If you need help you can phone:

01274 431360

01274 432287

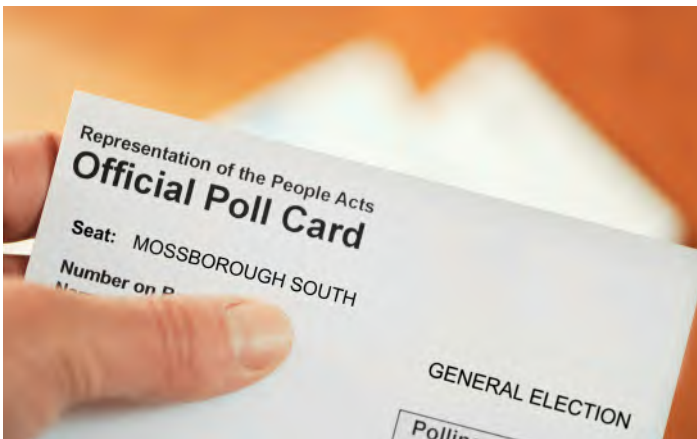


Most people vote at a polling station.

It's usually in a school or hall near to where you live.



A few weeks before Election Day you will get a poll card in the post. It will tell you where to go.



You don't need it to vote but it's useful to take it with you.



7am




10pm

Polling stations are open from 7 in the morning until 10 at night.



The staff inside will ask your name and address.

This is to check that you are on the electoral register.



They will give you a ballot paper.

It has the names of the people you can vote for on it.

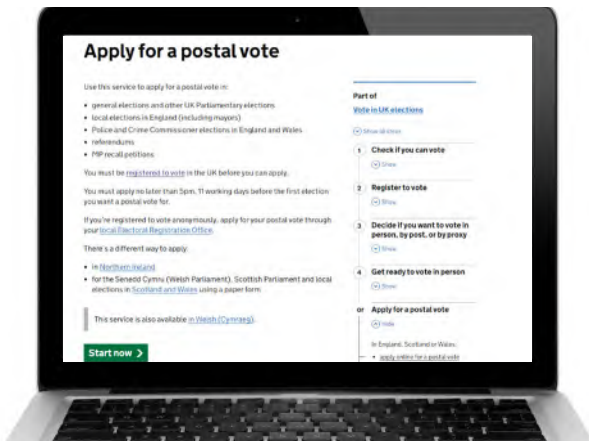


Take it to the voting booth so nobody can see who you vote for.

Put a cross in the box next to the name of the person you want to vote for.



Fold the ballot paper in half and put it in the ballot box.



If you can't get to a polling station you can vote by post.

You need to fill in a postal vote application form. You can download one from the following website:

www.gov.uk/apply-postal-vote



Your postal vote will come about a week before election day.

Put a cross in the box next to the person you want to vote for on the ballot paper.



Fold it in half and put it in the small envelope and seal it.

Next you must fill in and sign the postal voting statement. Put this and the envelope with your ballot paper in the big envelope.



Make sure you post it in time or your vote won't be counted.

You don't need a stamp.



You can ask someone to vote for you if you can't vote for yourself.

This is called Voting by Proxy.



You must have a reason for not being able to vote for yourself, such as a disability.

Application Form to Vote by Proxy for a Particular Election
 Please complete in **BLACK INK** and **BLOCK CAPITALS** and return to Electoral Services, City Hall, Centenary Square, Bradford, BD1 1HY. If you need help filling in this form please phone 01274 432287.

<p><input type="checkbox"/> Address where you are registered to vote</p> <p>_____</p> <p>_____</p> <p>_____</p>	<p><input type="checkbox"/> Who do you want to vote on your behalf?</p> <p>Name (in full)</p> <p>_____</p> <p>Address</p> <p>_____</p> <p>Relationship to you (if any)</p> <p>_____</p>
<p><input type="checkbox"/> About you</p> <p>First name(s) (in full)</p> <p>_____</p> <p>Surname</p> <p>_____</p> <p>Title (Mr, Mrs, Ms, Miss, Mx, Dr, Other)</p> <p>_____</p>	<p><input type="checkbox"/> Proxy vote for which elections?</p> <p>All elections you are entitled to vote at <input type="checkbox"/></p> <p>Local elections <input type="checkbox"/></p> <p>Parliamentary elections <input type="checkbox"/></p> <p>For election(s) on _____</p>

You need to fill in a form to apply for a proxy vote.

You can download it from the following website:

www.gov.uk/apply-proxy-vote



Make sure that you trust the person you choose to vote for you.

Make sure that they will vote the way you want.



It can be hard to decide who to vote for.

The best thing to do is to find out as much as you can about the candidates in your area.



If they are in a political party you can look at their manifesto.

It tells people what they will do if they get elected.



Some of the parties make an Easy Read version.

Ask to see a copy.



Candidates will do lots of things before election day to try to get you to vote for them.

This is called campaigning.



They might put leaflets through your door or visit you at your home.



You might see them in town centres.

They hold meetings called hustings where you can go and ask them questions.



You should vote for the person who you agree with most.

Look at the things they say they will do if they get elected.

**YOUR
VOTE
COUNTS**



Remember it is your vote and your choice.

Voting words

Polling station

The place you go to vote.

Poll card

Tells you information about where and when to vote.

Ballot paper

The piece of paper that you mark your vote on.

Ballot box

The box you put your ballot paper in when you have voted.

Postal voting statement

The form you must sign and send with your postal vote.

Candidate

The people that you can vote for.

Manifesto

The document that includes what a political party will want to do if they get elected.

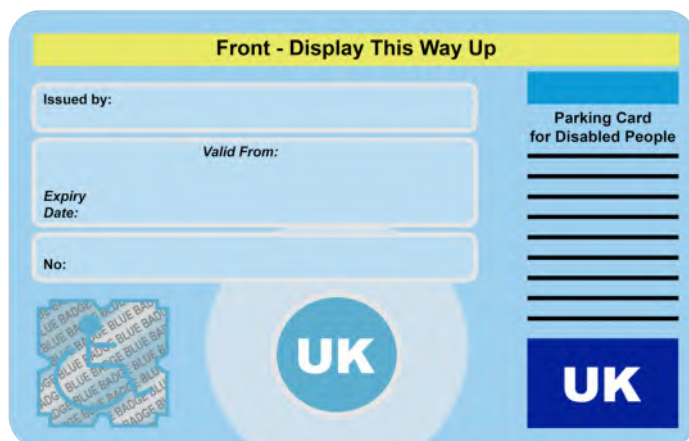
Voter I.D Info



You now have to show photo identification (I.D.) to vote at a polling station.

There are lots of different types you can use including:

- Passport
- Driving license
- Bus pass
- Blue badge



It doesn't matter if the I.D. is out of date, but the photo must still look like you.

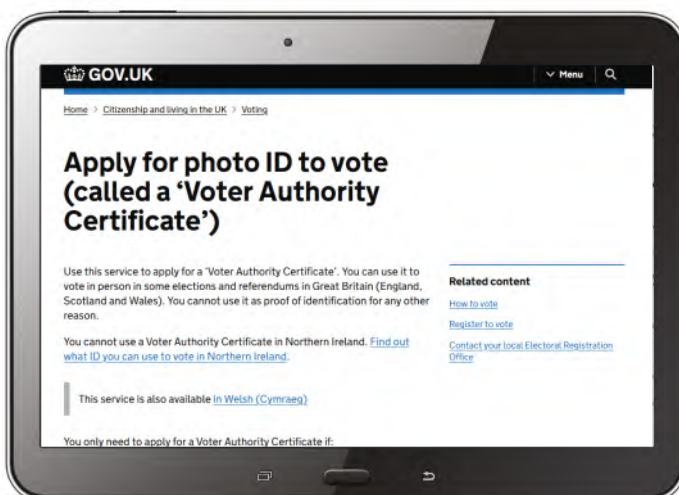
If you don't have any photo I.D. you can apply for a Voter Authority Certificate. You must be registered to vote before you do this.

For more information go to:

www.electoralcommission.org.uk

and to apply go to:

www.gov.uk/apply-for-photo-id-voter-authority-certificate



For more accessible information on a broad range of subjects
please contact



11-12 Eldon Place
Bradford BD1 3AZ
Telephone: 01274 848150
SMS / Text: 07535 120222
E-mail: enquiries@btm.org.uk

BTM produces accessible information in a range of formats such as British Sign Language, easy read, audio, video, illustration and animation to help people understand the world around them.

Please visit www.btm.org.uk for all our easy read booklets and other accessible media productions.

©btm 2022 and images under licence from www.gettyimages.co.uk

The information in this booklet is for guidance only.

Whilst we have made every attempt to ensure that the information has come from reliable sources, BTM are not responsible for any errors or omissions, or for any results obtained from the use of this information.