

H A F PROGRAMME

BRADFORD COUNCIL ANNUAL REPORT 2025

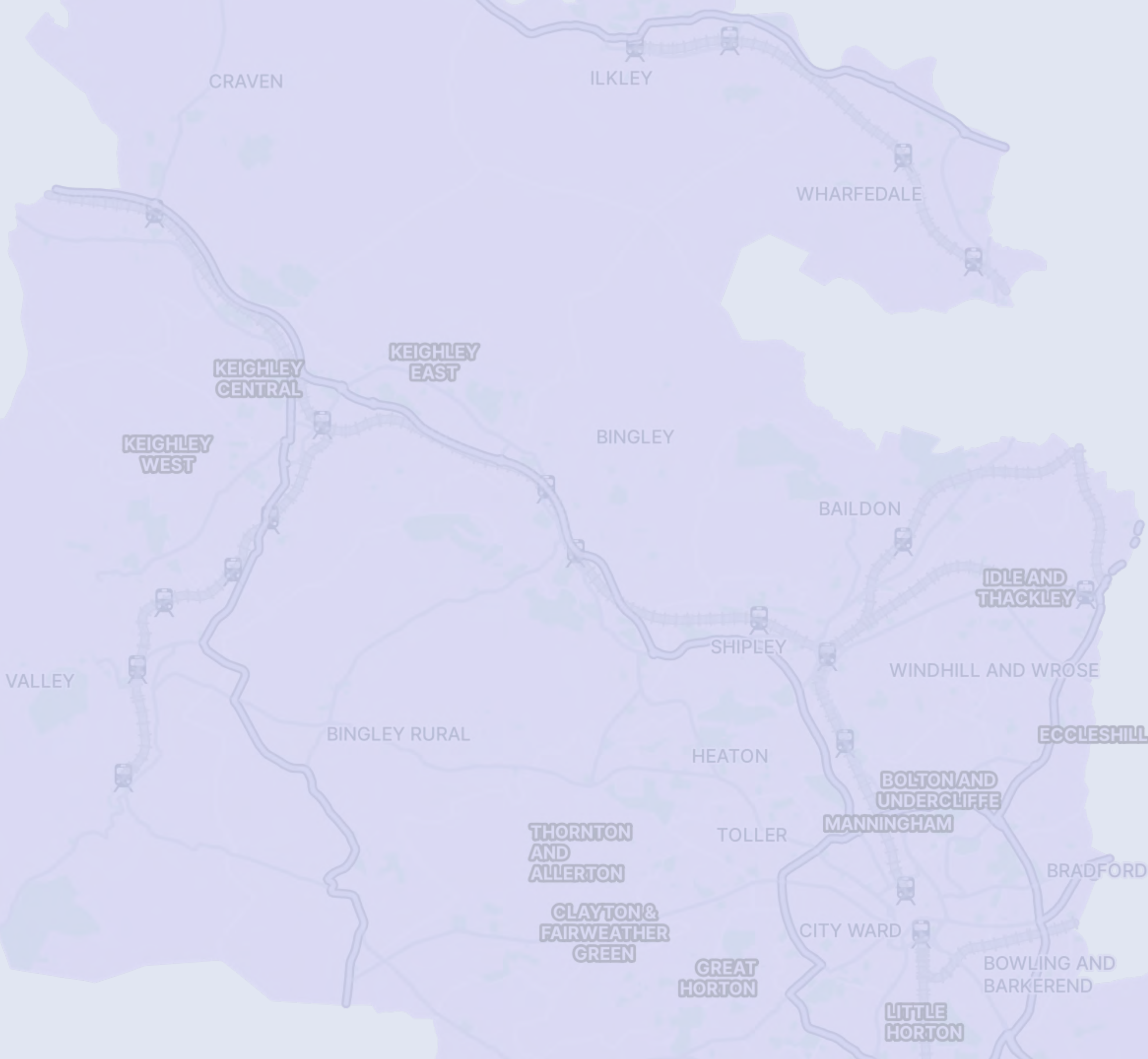


Bradford Council Annual Report



To maximise impact and ensure the most disadvantaged children benefited from the HAF Programme, Bradford Council coordinated a project with Yeme Tech to improve insight analysis of the following areas:

- 1 Activity distribution and offer coordination
- 2 Provider activity coordination
- 3 Free school meal pupil accessibility assessments
- 4 Location gap and supply analysis
- 5 Participation assessment
- 6 Activity walkable limits assessment



HAF 2025 Summary

Steering group members



Sharon Sanders

HAF Programme Lead



Cllr Imran Khan

Portfolio Holder Economy Employment & Skills



Cllr Sue Duffy

Portfolio Holder Children & Families



Richard Crane

Assistant Director Children Services



Angela Hutton

Senior Public Health Specialist



Zuby Hamard

Sports & Physical Activities Manager



Mahmood Mohammed

Head of Stronger Communities



Heather Wilson

Youth Services Development Manager

Annual Delivery Overview

EXPENDITURE TYPE	DESCRIPTION	COST
ADMINISTRATIVE EXPENDITURE	Includes all of the costs incurred in carrying out the administrative functions of the HAF coordination.	£158,629
CAPITAL EXPENDITURE	Includes any equipment purchased to support the programme.	£0
PROGRAMME EXPENDITURE	Includes all of the costs of providing free HAF places, including payments to providers and third parties for services provided	£2,665,891
OTHER EXPENDITURE	Includes all of the expenditure that does not fall into the above categories.	£44,000
TOTAL EXPENDITURE		£2,868,520

Annual Delivery Overview

	NUMBER OF FSM CHILDREN (W/O SEND)	NUMBER OF FSM CHILDREN (WITH SEND)	TOTAL FSM CHILDREN	NUMBER OF NON-FSM CHILDREN (W/O SEND)	NUMBER OF NON-FSM CHILDREN (WITH SEND)	TOTAL NON-FSM CHILDREN	TOTAL ALL CHILDREN MAIN PROGRAMME 2025
PRIMARY-AGED CHILDREN	7,771	1,380	9,151	2,101	807	2,908	12,059
SECONDARY-AGED CHILDREN	2,754	618	3,372	1,001	430	1,431	4,803
TOTAL ALL CHILDREN	10,525	1,998	12,523	3,102	1,237	4,339	16,862



Annual Delivery by Constituency

This page presents an overview of annual programme delivery across different constituencies within the district. The map highlights how support was distributed, showing the number of children reached and the number of providers engaged in each area.



16,862

TOTAL ALL CHILDREN IN THE MAIN PROGRAMME

120

PROVIDERS THAT PARTICIPATED IN THE PROGRAMME

5,416

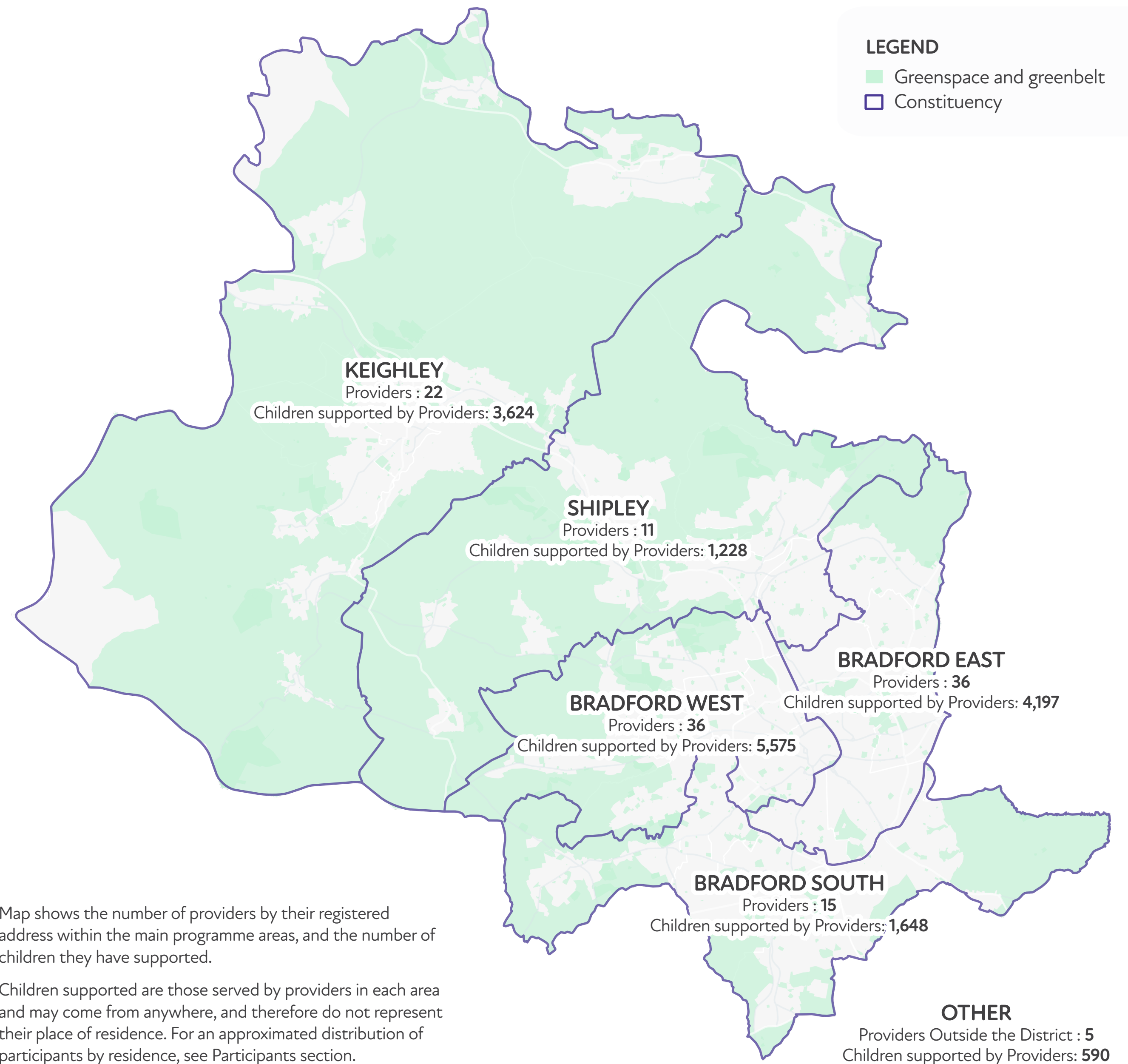
ACTIVITIES DELIVERED

TOTAL ALL CHILDREN IN THE MAIN PROGRAMME PER HOLIDAY PERIOD

5,332
EASTER

7,752
SUMMER

3,778
WINTER




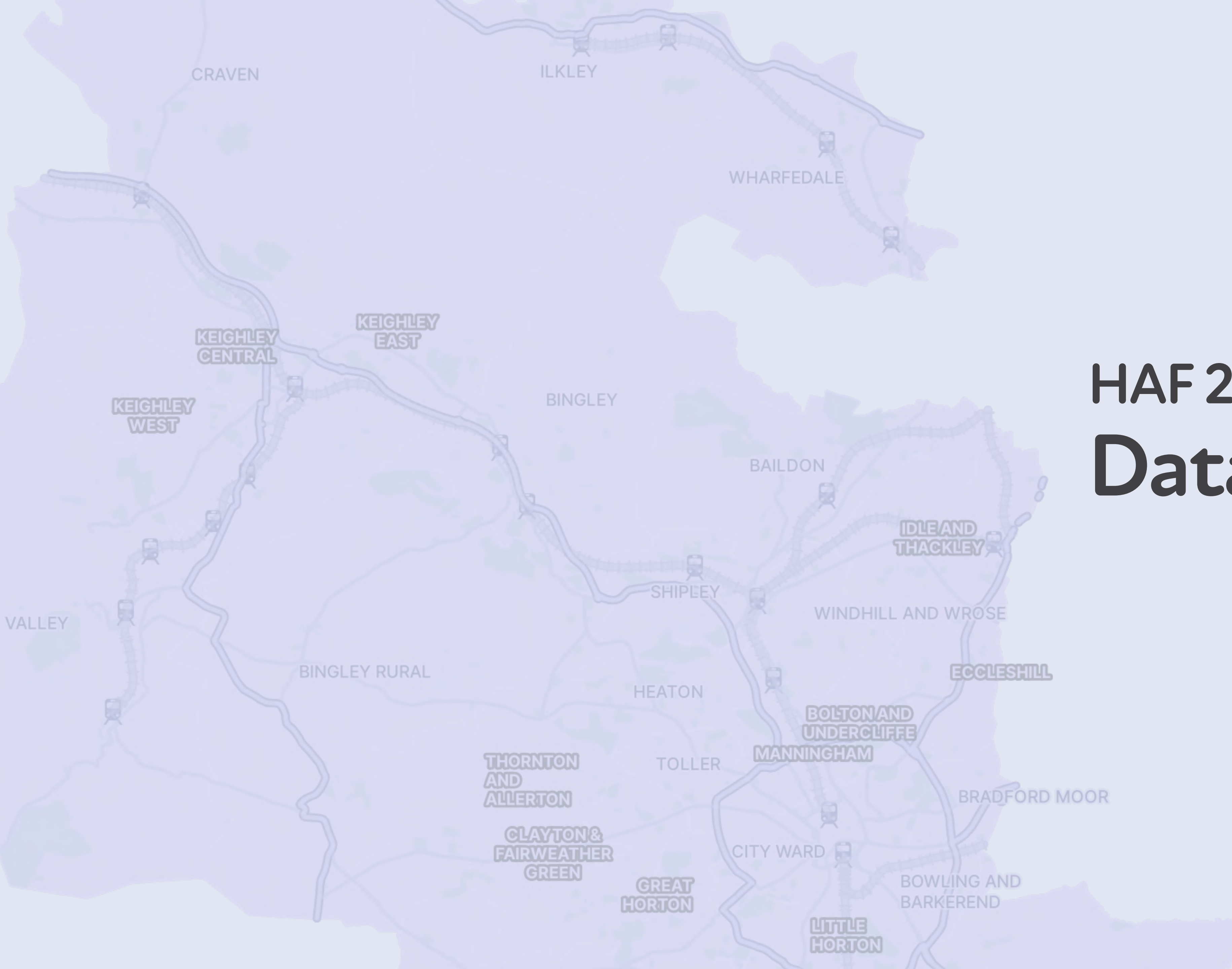
Map shows the number of providers by their registered address within the main programme areas, and the number of children they have supported.

Children supported are those served by providers in each area and may come from anywhere, and therefore do not represent their place of residence. For an approximated distribution of participants by residence, see Participants section.

Annual Delivery of Activities

This page provides a breakdown of the 5,416 activities offered throughout the year, reflecting the breadth of opportunities offered across the district. The variety of sessions enabled children to explore new interests, develop skills, and enjoy meaningful social engagement.





HAF 2025 Data Reporting

Walkable Distance from Providers

This analysis illustrates the accessibility of HAF providers across Bradford district based on walkable distances from provider locations. By applying 15-minute walk isochrones, the analysis estimates the proportion of FSM-eligible children with convenient access to a nearby provider per cycle.

With a 74% coverage, the findings demonstrate strong coverage across the district, suggesting that the majority of eligible children had a provider within easy walking distance — supporting equitable access and reducing transport-related barriers to participation.



12,523

FSM CHILDREN IN THE DISTRICT THAT LIVE WITHIN 20 MINS TO A PROVIDER (SUM OF EASTER, SUMMER AND WINTER)

74%

FSM CHILDREN COVERAGE

120

TOTAL NUMBER OF PROVIDERS

Gap Analysis

This table presents a ward-level overview of the number of activities delivered and the providers that delivered them as part of the HAF 2025 programme across Bradford district.

By showing both the number of activities per area and the host providers involved in those activities, this analysis helps identify patterns of engagement and delivery across the district. It highlights areas of strong participation and provides a valuable foundation for planning future expansion and partnership opportunities — ensuring every ward continues to benefit from tailored support and accessible holiday provision.



Ward	Number of Activities	Number of Providers
Baildon	24	3
Bingley	65	4
Bingley Rural	23	4
Bolton & Undercliffe	282	9
Bowling & Barkerend	379	13
Bradford Moor	116	6
City Ward	950	29
Clayton	158	5
Craven	201	5
Eccleshill	234	6
Great Horton	64	5
Heaton	117	7
Idle and Thackley	247	5
Ilkley	189	5
Keighley Central	2324	9

Ward	Number of Providers	Number of Activities
Keighley East	76	4
Keighley West	126	8
Little Horton	320	10
Manningham	290	15
Queensbury	143	4
Royds	71	3
Shipley	104	10
Thornton & Allerton	68	4
Toller	179	3
Tong	95	8
Wharfedale	19	9
Wibsey	52	3
Windhill & Wrose	205	5
Worth Valley	19	3
Wyke	93	8
Outside District/ Other	88	17

List of Easter Providers

PROVIDER NAME	TYPE
Active Future North Bradford	Private provider
ADDINGHAM FUN CLUB	Private provider
AKA DANCE STUDIOS	Private provider
ALMARKAZ UL ISLAMI	Church/faith group
Aspire pro coaching	Private provider
Baildon Rugby Club	Private provider
BDSL CYCLING CLUB	VCSO
BEAP Community Partnership	Private provider
Beckfoot Phoenix Stay and Play	School
BFD Moor PASS	Other
Blessings Nursery	Private provider
Bloomin' Buds Theatre Company	Private provider
Bolton Woods HAF	VCSO
Bradford African Community Centre	VCSO
Bradford Bulls Foundation	Other
Bradford City FC Community Foundation	VCSO
Bradford Foundation Trust	Other
Bradford New Church	Church/faith group
Bradford Park Avenue multi sports	Other
Bradford PHAB Club	VCSO
Bradford Study Support Network	Other
BRADFORD YOUTH ENGAGEMENT	VCSO
BYDP Easter 2025 HAF	VCSO
BYO	VCSO
Cafe West	VCSO
CLAYTON COMMUNITY ASSOCIATION	VCSO
CLAYTON FUN CLUB	Private provider
Club Ekta	VCSO

PROVIDER NAME	TYPE
Communityworks HAF Playscheme	VCSO
Connecting Roma Holiday Club	Private provider
Co-op Academy Parkland	School
Eastwood School HAF	School
Emerge	VCSO
Endorphins	Private provider
Fagley Primary School	Uncategorised
Farnham Commuity Activites-Millat E Islamia	VCSO
First Kick Football	Private provider
Flying Futures Holiday Camp	Private provider
FOXCLUB OOSC	School
Frizinghall Activities club	Other
FUN-tastic Adventures	VCSO
Gateway Easter Eggcitement	VCSO
GIRL POWER	VCSO
GRANGE INTERLINK EASTER PLAYScheme	VCSO
Great Horton Church Cricket Club	VCSO
HANSON HAF	School
High Park School	School
Holidays Activities and Food with Get Out More CIC	VCSO
Hollings Youth Association CIC	VCSO
Immanuel College	School
Inclusive Holiday Fun Beckfoot Phoenix & Merlin	School
Inn Churches Cooking	VCSO
Kanga Multi-Activity Club Beckfoot	Private provider
Kanga Multi-Activity Club Bingley	Private provider

PROVIDER NAME	TYPE
Kanga Multi-Activity Club Queensbury	Private provider
Kanga Multi-Activity Club Saltaire	Private provider
Kanga Multi-Activity Club Silsden	Private provider
Karmand Centre	VCSO
KAWACC	VCSO
KEIGHLEY COUGARS RUGBY LEAGUE	Other
Kidz Campus	Private provider
Killinghall Primary School	School
Latitude Sports Stars	Private provider
Lower Grange Youth and Community Centre	VCSO
Manningham Mills Sports	VCSO
Mary Magdalene CIC	VCSO
MERLIN TOP FUN CLUB	Private provider
Moor Time	VCSO
Moving UP	Private provider
NAFS	VCSO
Neighbourhood Resource Centre	Private provider
Parkside Community Centre Holiday Club	VCSO
Parkside kids club	VCSO
Peak Tuition Academy	VCSO
Play and Learn Scheme CIC	Private provider
Play Bradford	VCSO
Primetime Easter Camp 2025	Private provider
Raising Explorers	Private provider
Ravenscliffe Youth Centre	LA
Rohingya Centre	VCSO
Sandale Youth Club	Other
Sangat Easter scheme	VCSO

PROVIDER NAME	TYPE
SBSJ Multi Activity Camp	School
Scholemoor Beacon	VCSO
SHAPE-UK	VCSO
SNOOP	VCSO
Spark Camp Bradford YJS	LA
Spinning Top day Nursery	Private provider
Sportscool Bradford	Private provider
SportsCool Multi Sports Holiday Camp	Private provider
Street Club Play Rangers	VCSO
Sunnah Sports Community CIC	VCSO
Superstars After school and Holiday Club	Private provider
The Faith Cave	Church/faith group
The Nell Bank Centre	Private provider
The Rockwell Centre	Other
The Springfield Centre	VCSO
The Valley Project	VCSO
Thrive Holiday Club -Newby	VCSO
Thrive Holiday Club -Sandal	VCSO
TKCBA	VCSO
We are Queensbury Foodbank and Community Hub	Foodbank
Westminster Primary	School
Windhill Holiday Club	VCSO
WomenZone	VCSO
WORTH VALLEY FUN CLUB	Private provider
Yorkshire Academy of Creative Arts and Dance	Private provider
Young Carers Bradford	Private provider
Youth Service Formerly KHL	Uncategorised

List of Summer Providers

PROVIDER NAME	TYPE
Active Future North Bradford	Private provider
ADDINGHAM FUN CLUB	Private provider
ALMARKAZ HUB	Church/faith group
Aspire pro coaching	Private provider
Baildon RUFC HAF Multi Sport Camp	Private provider
BDSL CYCLING CLUB	VCSO
BEAP Community Partnership	VCSO
Beckfoot Phoenix and Merlin Top Inclusive Fun	Private provider
Beckfoot Phoenix Stay and Play	School
Beechcliffe Summer Scheme	School
Blessings Holiday Club	Private provider
Bloomin' Buds Theatre Company	Private provider
Bolton Woods HAF	VCSO
BPA -Bradford Park Avenue Football Club	Private provider
Bradford African Community	VCSO
Bradford Bulls Foundation	Other
Bradford City FC Community Foundation	VCSO
BRADFORD ENGAGEMENT PROJECT -B-YEP	VCSO
Bradford Foundation Trust	VCSO
Bradford New Church	Church/faith group
Bradford PHAB Club	Other
Bradford Young Carers	Private provider
Brathay HAF	Other
BSSN	Other
BYDP Summer HAF 2025	VCSO
BYO	VCSO

PROVIDER NAME	TYPE
Cafe West	VCSO
Christ church Academy	School
Clayton Community Association	VCSO
CLAYTON FUN CLUB	Private provider
Club Ekta	Private provider
Communityworks	VCSO
Co-op Academy Parkland	Private provider
CR Holiday Club	Private provider
Eastwood School HAF	School
Emerge Summer	VCSO
Energise by Endorphins	Private provider
Fairbank United Playscheme	Other
Family Activity Days	Other
Farnham Community Association Millat-E-Islmaia	VCSO
First Kick Football	Private provider
First Kick Football SEND Club	Private provider
Flying Futures Active Adventures Camp	Other
FOXCLUB OOSC	School
Frizinghall Activities	Other
Gateway Summer Extravaganza 2025	VCSO
Gateways Education and Well Being Ltd	Private provider
Get Out More	Private provider
GIRL POWER	VCSO
Girlington Community Centre	VCSO
GRANGE INTERLINK SUMMER PLAYScheme	VCSO
Hanson HAF	School

PROVIDER NAME	TYPE
High Park School	Private provider
Hollings Youth Association -H. Y.A	VCSO
Immanuel College HAF	School
Inn churches Cooking	VCSO
Junior Jam -BA	Private provider
Junior Jam -DMP	Private provider
Junior Jam -IPA	Private provider
Junior Jam -LGP	Private provider
Junior Jam -SJP	Private provider
Junior Jam -WVC	Private provider
Kanga Multi-Activity Club -Bingley	Private provider
Kanga Multi-Activity Club -Shibden	Private provider
Kanga Multi-Activity Club -Shipley	Private provider
Kanga Multi-Activity Club -Silsden	Private provider
Karmand Centre	VCSO
KAWACC	VCSO
Keighley Cougars Rugby League	Other
Kidz Campus ltd	Private provider
Killinghall Family Trips	School
KYPC HAF	LA
Latitude Sports Stars	Private provider
Lower Grange Youth and Community Centre	Private provider
Manningham Mills Sports Holiday Club	VCSO
Mary Magdalene CIC	VCSO
MERLIN TOP FUN CLUB	Private provider
Moor Time	VCSO
Moving Up	Private provider
NAFS	VCSO

PROVIDER NAME	TYPE
Neighbourhood Resource Centre	VCSO
OAKWORTH FOOTBALL CLUB	Private provider
Parkside Community Centre Holiday Club	VCSO
Parkside summer kids	VCSO
Peak Learning	VCSO
Play and Learn Scheme	Private provider
Primetime Bradford	Private provider
QUEENSBURY SUMMER CAMP	Private provider
Raising Explorers	Private provider
Ravenscliffe Youth Centre	LA
RCUK - Rohingya Centre	VCSO
Sandale Youth Club	Other
Sangat Summer scheme	VCSO
Scholemoor Beacon	VCSO
SHAPE	VCSO
Shipley Team	LA
SNOOP	VCSO
Spinning Top	Private provider
Sportscool Bradford	Private provider
SportsCool MultiSports Activity Camp	Private provider
Stanbury HAF Summer School	School
STREET CLUB PLAYRANGERS	VCSO
Summer Club	Foodbank
Summer Cricket Camp	VCSO
Summer SEND and Youth Sessions	Private provider
Summer Cricket Camp	VCSO
Summer Parks Offer	Other
Summer SEND and Youth Sessions	Private provider

List of Summer Providers

PROVIDER NAME	TYPE
Sunnah Sports Community CIC	VCSO
Superstars Softplay LTD	Private provider
The Big Swing	VCSO
The faith cave	Private provider
The Laisterdyke Hub	LA
The Rockwell Centre	VCSO
The Springfield Centre	VCSO
The Valley Project	VCSO
Thrive Holiday Club	VCSO
TKCBA	VCSO
Westminster Primary Academy	School
Windhill Holiday Club	Other
WomenZone	VCSO
WORTH VALLEY FUN CLUB	Private provider
YJS Spark Camp	LA
Yorkshire Academy of Creative Arts and Dance	Private provider

List of Winter Providers

PROVIDER NAME	TYPE
ADDINGHAM FUN CLUB	Private provider
ALMARKAZ HUB	Church/faith group
Aspire Pro coaching	Private provider
BDSL CYCLING CLUB	VCSO
BEAP Community Partnership	VCSO
Blessings Nursery	Private provider
Bloomin' Buds Theatre Company	Private provider
Bolton Woods Centre Christmas Holiday Club	VCSO
Bradford African Community - BAC	VCSO
Bradford City FC Community Foundation	VCSO
Bradford Foundation Trust	VCSO
Bradford New Church	Church/faith group
Bradford Park Avenue Sports Foundation	Private provider
Bradford Young Carers	Private provider
BSSN	Other
Bulls Festive Fun camp	Other
BYDP Xmas HAF 2025	VCSO
BYO WINTER HAF CLUB	VCSO
Christ Church Academy Christmas Holiday Club	VCSO
Christmas Extravaganza	VCSO
Clayton Community Association	VCSO
CLAYTON FUN CLUB	Private provider
Club Ekta	VCSO
Co-op Academy Parkland	School
Cottingley Multi Sports	Private provider
CR Christmas Holiday Club	Private provider

PROVIDER NAME	TYPE
Dixon City - Multi-Sports Activity Camp	VCSO
Dixon City - SEND Activity Camp AM	VCSO
Dixon City - SEND Activity Camp PM	VCSO
Eastwood School Winter HAF	School
Endorphins - Energise	Private provider
Fagley HAF	School
Fairbank United	Other
Farnham Community Association	VCSO
Flying Futures Active Adventures	Private provider
Frizinghall Activities Club	Other
Gateways HAF	Private provider
Get Out More	Private provider
Girl Power	VCSO
GRANGE INTERLINK CHRISTMAS PLAYScheme	VCSO
HAF Brathay	Other
Hanson	School
High Park School	School
Hollings Youth - HYA	VCSO
Immanuel College Winter HAF	School
Kanga Multi-Activity Club Beckfoot Heaton	Private provider
Kanga Multi-Activity Club Bingley	Private provider
Kanga Multi-Activity Club Shibden Head	Private provider
Kanga Multi-Activity Club Wycliffe	Private provider
Karmand Centre	VCSO
KAWACC	VCSO
KEIGHLEY COUGARS RUGBY LEAGUE	Private provider

PROVIDER NAME	TYPE
Kids Christmas club	VCSO
Kidz Campus	Private provider
KYPC Christmas Holiday HAF	Other
Laisterdyke Haf Scheme	VCSO
Latitude Sports Stars	Private provider
Lower Grange Youth and Community Centre	VCSO
MARY MAGDALENE CIC	VCSO
MERLIN TOP FUN CLUB	Private provider
Moor Time	VCSO
Moving Up	Private provider
Neighbourhood Resource Centre	VCSO
PALS	Private provider
Peak Tuition Academy	VCSO
Phoenix Stay and Play	School
Phx-Merlin Stay and Play	School
Queenbsury Holiday Club	Foodbank
Raising Explorers	Private provider
Ravenscliffe Youth Centre	LA
Rockwell	VCSO
Rohingya Centre - RCUK	VCSO
Sandale Youth Club	Other
Sangat xmas scheme 2025	VCSO
SHAPE	VCSO
Sisterhood Fitness	VCSO
Spark Activities	LA
Spinning Top	Private provider
SportsCool Multi Sports Club	Private provider
Stanbury Christmas Forest School	School

PROVIDER NAME	TYPE
Street ClubPlay Rangers	VCSO
Sunnah Sports Community CIC	VCSO
Superstars	Private provider
The Big Swing	VCSO
The club 1810	Private provider
The Girlington Centre	VCSO
The Springfield Centre	VCSO
The Valley Project	VCSO
Thrive Holiday Club	VCSO
TKCBA	VCSO
Westminster Primary Academy Holiday Club	School
Windhill Community Centre	Other
Winter Cricket Camp	VCSO
Winter Youth Activities	Other
WomenZone	VCSO
WORTH VALLEY FUN CLUB	Private provider
Yorkshire Academy of Creative Arts and Dance	Other

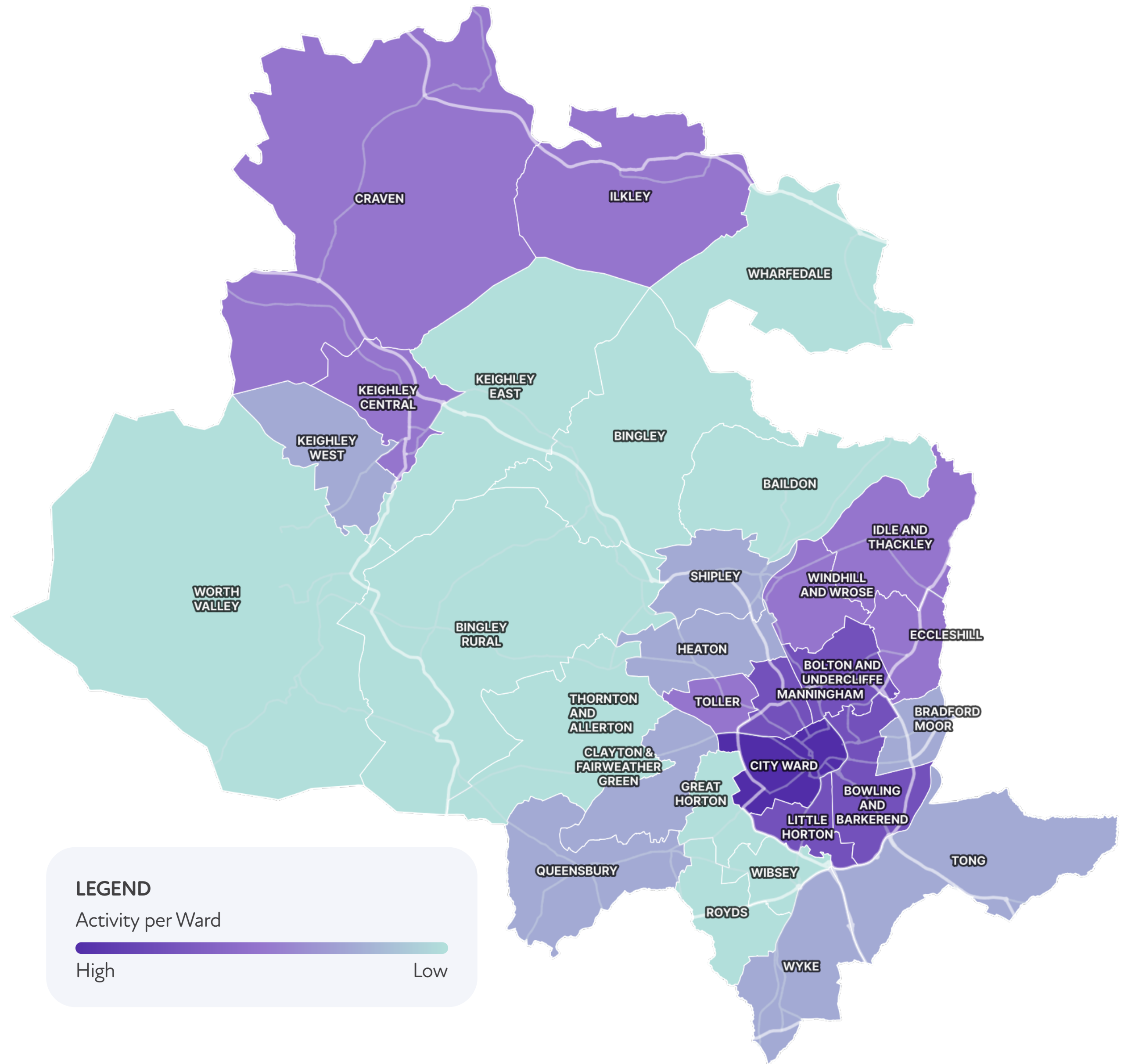
Density of Activities

This map highlights how activities are distributed across different wards. Each shaded area represents a ward, with lighter shades indicating a lower number of activities delivered. This helps to visualise which parts of the district had the most programme delivery, supporting an understanding of both coverage and reach.

The darker areas reflect wards where engagement and service provision were particularly active, while slightly darker regions may offer opportunities for further development or targeted support in future planning.



TOTAL NUMBER OF ACTIVITIES **▶ 5,416**



Activity Distribution Analysis

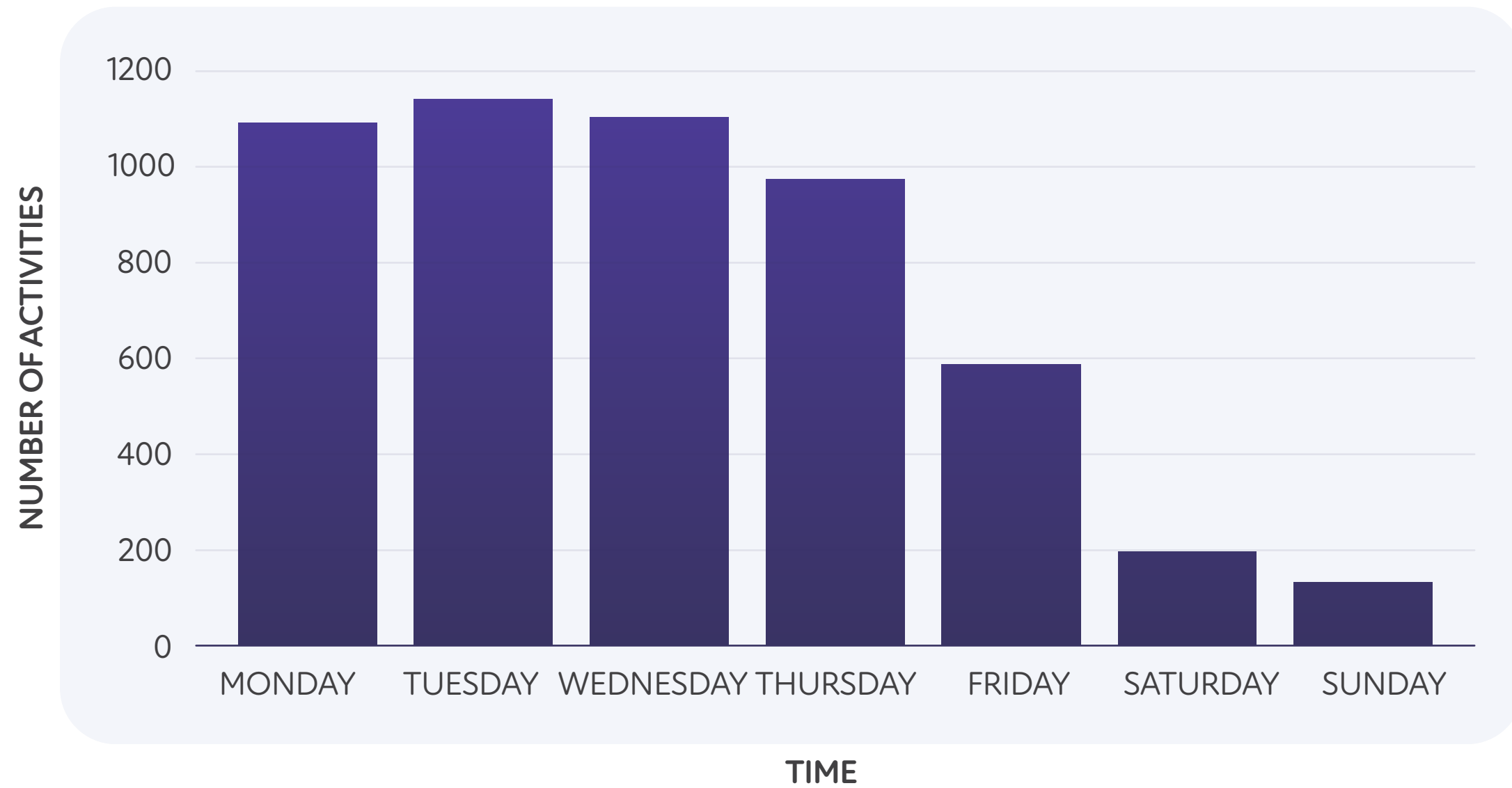
This section highlights when activities took place and the types delivered during the 2025 HAF programme.

The first chart shows that most activities were held on weekdays, with peak engagement occurring between Monday and Thursday. This suggests a strong alignment with family routines and availability during school holidays.

The second chart highlights the diversity of activities offered, with sports being the most popular category, followed by social and arts-based sessions. This broad range reflects the programme's inclusive approach offering something for every interest while supporting children's wellbeing, development, and enjoyment.

Number of Activities

This graph represent the total number of activities on each day during each HAF programme.



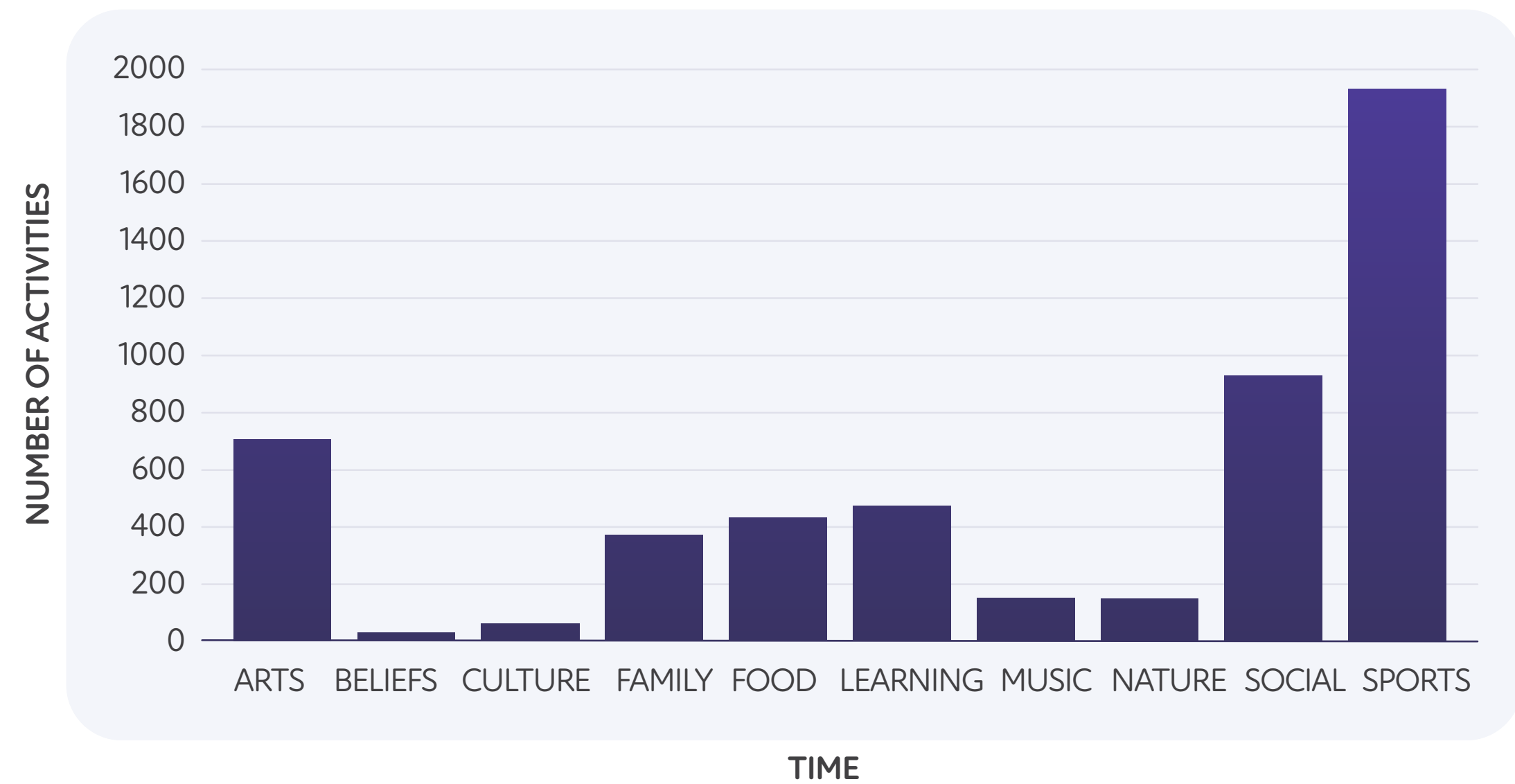
POPULAR
ACTIVITY TYPE



Sports : 1,941

Type of Activities

This graph represent the total number of activities for each type of activity.

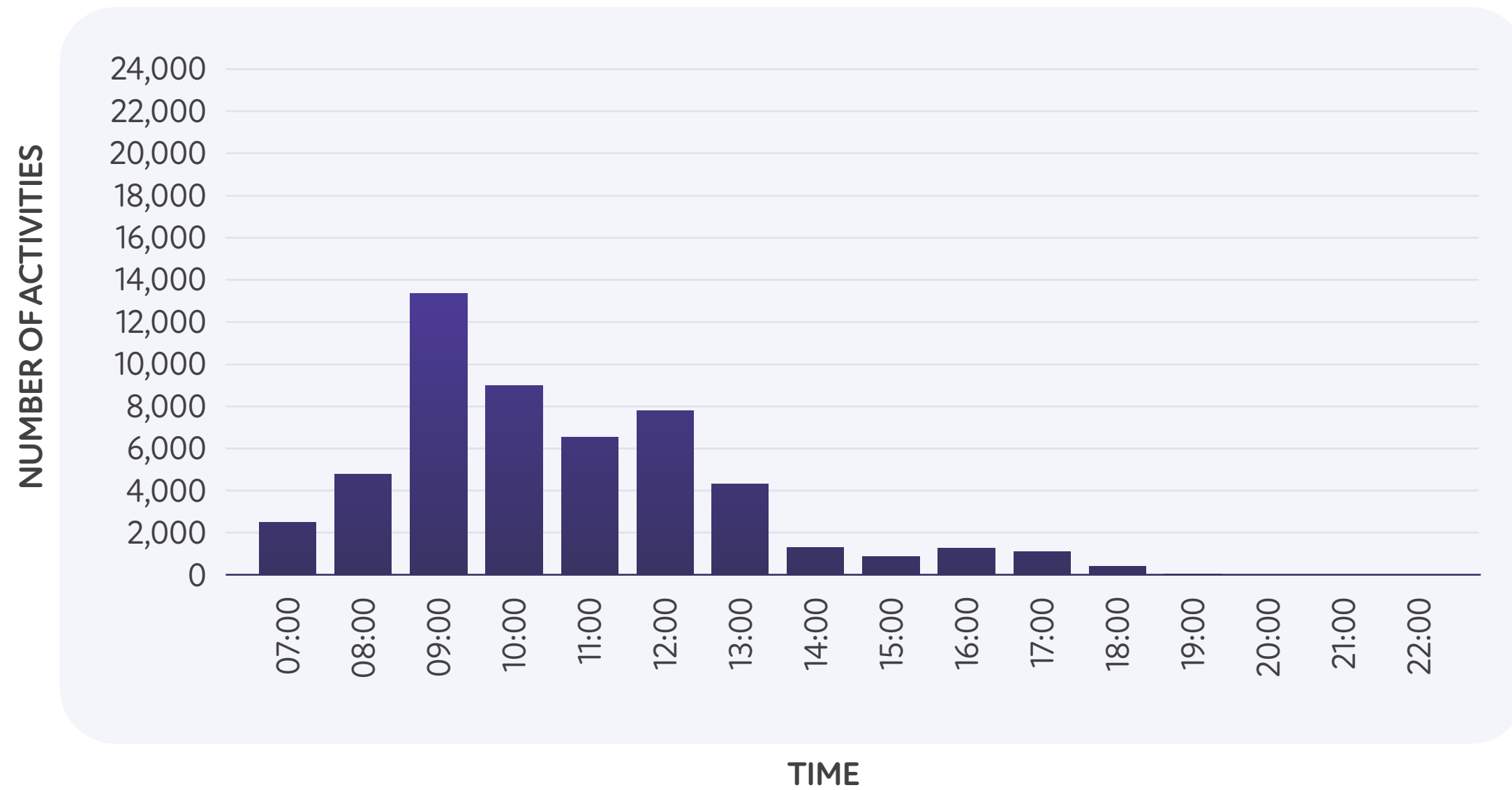


Event Host Provider Activity Distribution

These graphs illustrate when most activities began and ended each day. The majority of sessions started around 9:00 AM and ended by 2:00 PM, aligning well with typical school-day routines. These timings suggest providers aimed to maximise participation by offering activities during convenient daytime hours. This pattern supports families with better daily planning while ensuring children benefit from structured engagement during peak energy periods.

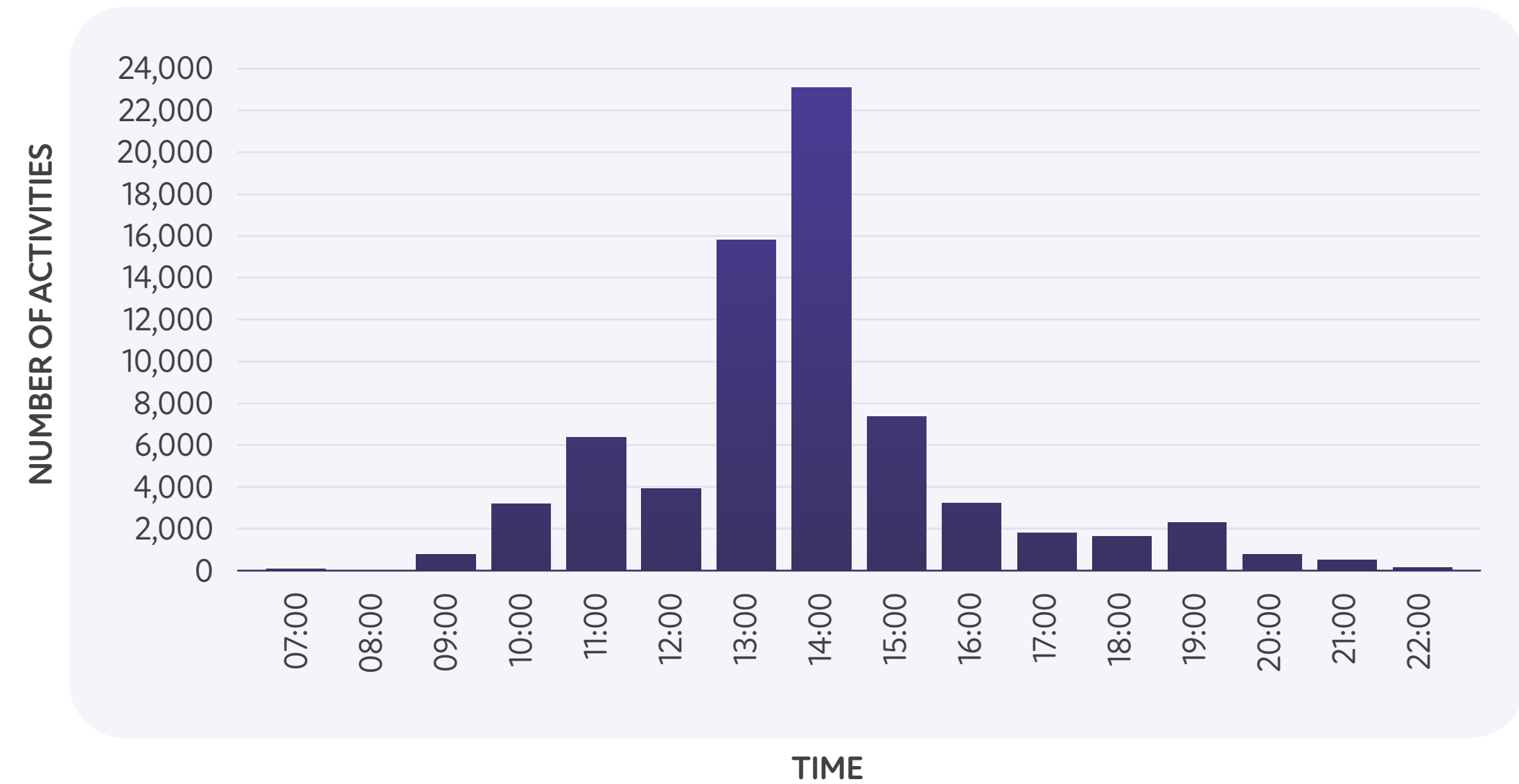
Start Time

This graph represents the total number of activities for each starting time.



End Time

This graph represents the total number of activities for each ending time.

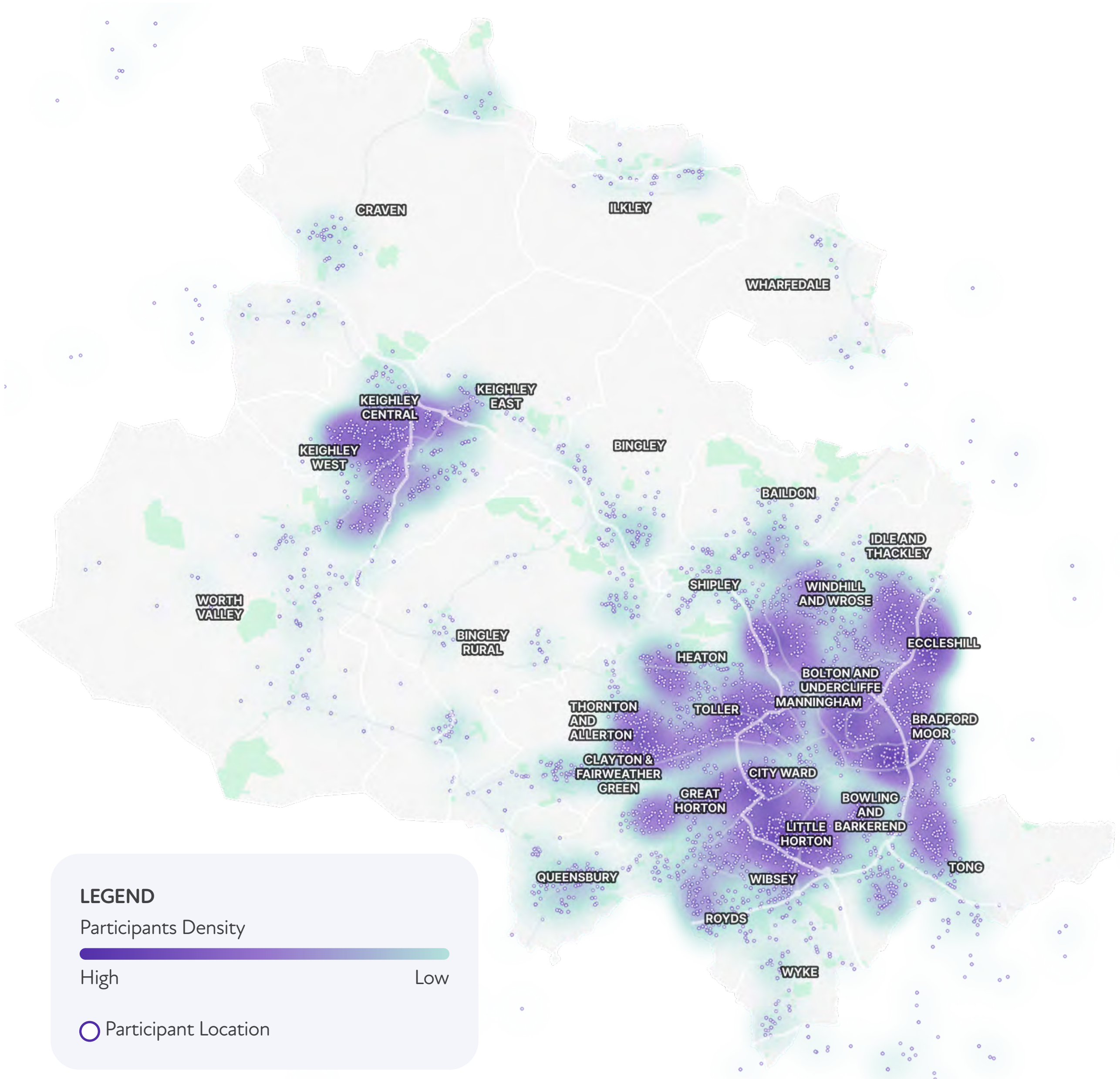
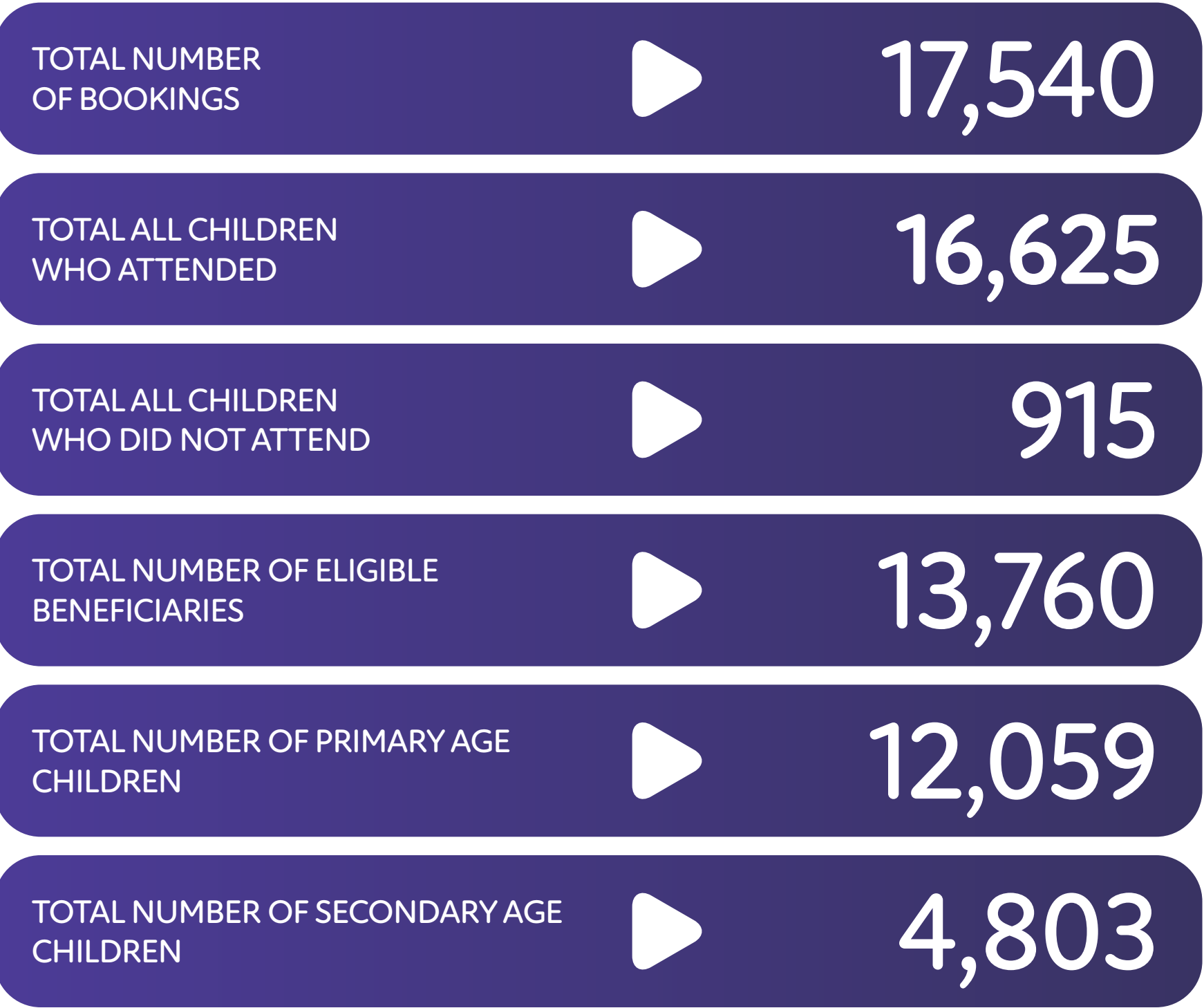


HIGHEST ACTIVITY START TIMING ▶ 9:00 AM

HIGHEST ACTIVITY END TIMING ▶ 2:00 PM

Heatmap of Participants Location

This heatmap provides a visual representation of where participants in the main programme live across the district. Each area on the map corresponds to a ward, with colour intensity reflecting the number of children attending activities based on their place of residence. Darker shades indicate higher concentrations of participants living in those areas, pointing to strong engagement from those communities. Lighter areas represent lower attendance, which may highlight opportunities to increase awareness or accessibility for children living in those wards. By visualising participation in this way, we gain a clearer understanding of where participants are coming from geographically, helping to inform future planning and more targeted outreach efforts.



Participants per Ward

This map presents the number of participants per ward based on their place of residence. Areas shaded in darker colors indicate a higher concentration of participants, for comparison across the district.

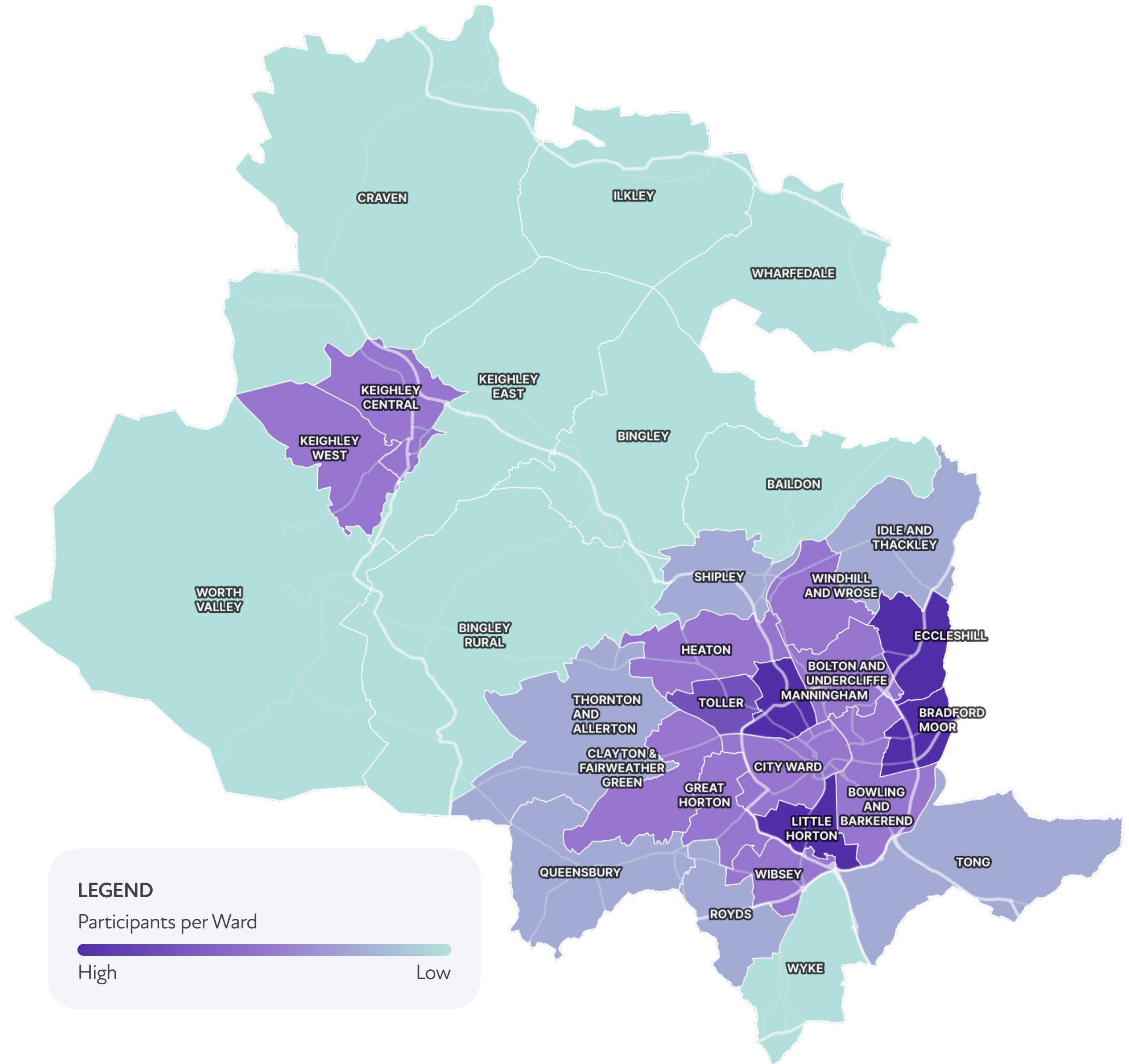
MEDIAN NUMBER
OF PARTICIPANTS
PER WARD



533

Number of Participants

Baildon	194	Keighley East	495
Bingley	159	Keighley West	836
Bingley Rural	197	Little Horton	1050
Bolton and Undercliffe	656	Manningham	660
Bowling and Barkerend	973	Queensbury	313
Bradford Moor	916	Royds	369
City Ward	856	Shipley	195
Clayton & Fairweather Green	784	Thornton and Allerton	659
Craven	190	Toller	531
Eccleshill	1350	Tong	709
Great Horton	534	Wharfedale	39
Heaton	806	Wibsey	460
Idle and Thackley	277	Windhill and Wrose	651
Ilkley	70	Worth Valley	187
Keighley Central	843	Wyke	137
		Other	766



FSM Participants per Ward

This map presents the number of FSM eligible participants per ward based on their place of residence. Areas shaded in darker colors indicate a higher concentration of participants, for comparison across the district.

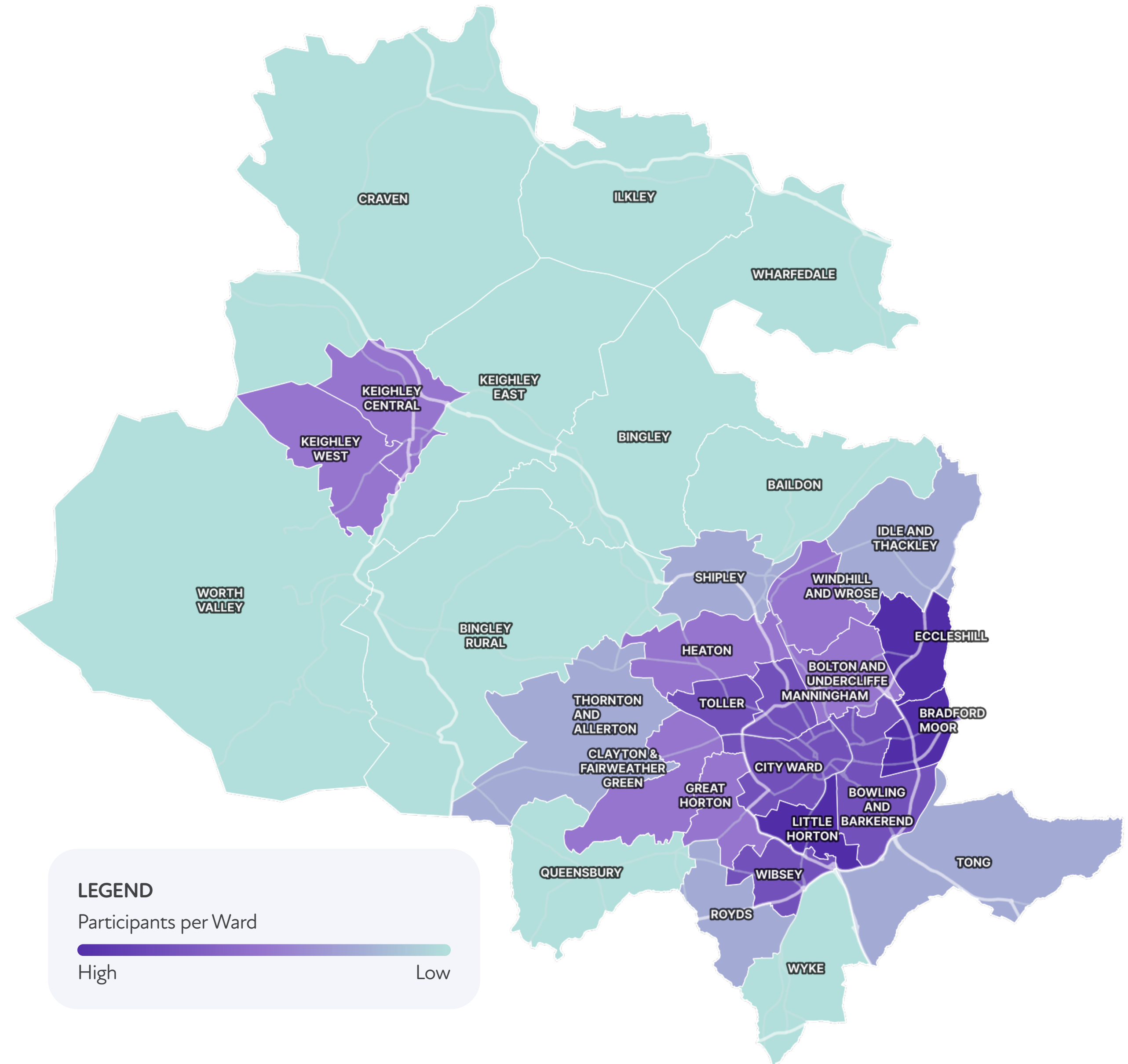
MEDIAN NUMBER
OF PARTICIPANTS
PER WARD



411

Number of Participants

Baildon	120	Keighley East	336
Bingley	112	Keighley West	623
Bingley Rural	126	Little Horton	869
Bolton and Undercliffe	512	Manningham	573
Bowling and Barkerend	850	Queensbury	135
Bradford Moor	785	Royds	246
City Ward	719	Shipley	114
Clayton & Fairweather Green	571	Thornton and Allerton	464
Craven	91	Toller	437
Eccleshill	1086	Tong	545
Great Horton	385	Wharfedale	12
Heaton	596	Wibsey	364
Idle and Thackley	189	Windhill and Wrose	464
Ilkley	16	Worth Valley	49
Keighley Central	572	Wyke	91
		<i>Other</i>	471



Non-FSM Participants per Ward

This map presents the number of non-FSM participants per ward based on their place of residence. Areas shaded in darker colors indicate a higher concentration of participants, for comparison across the district.

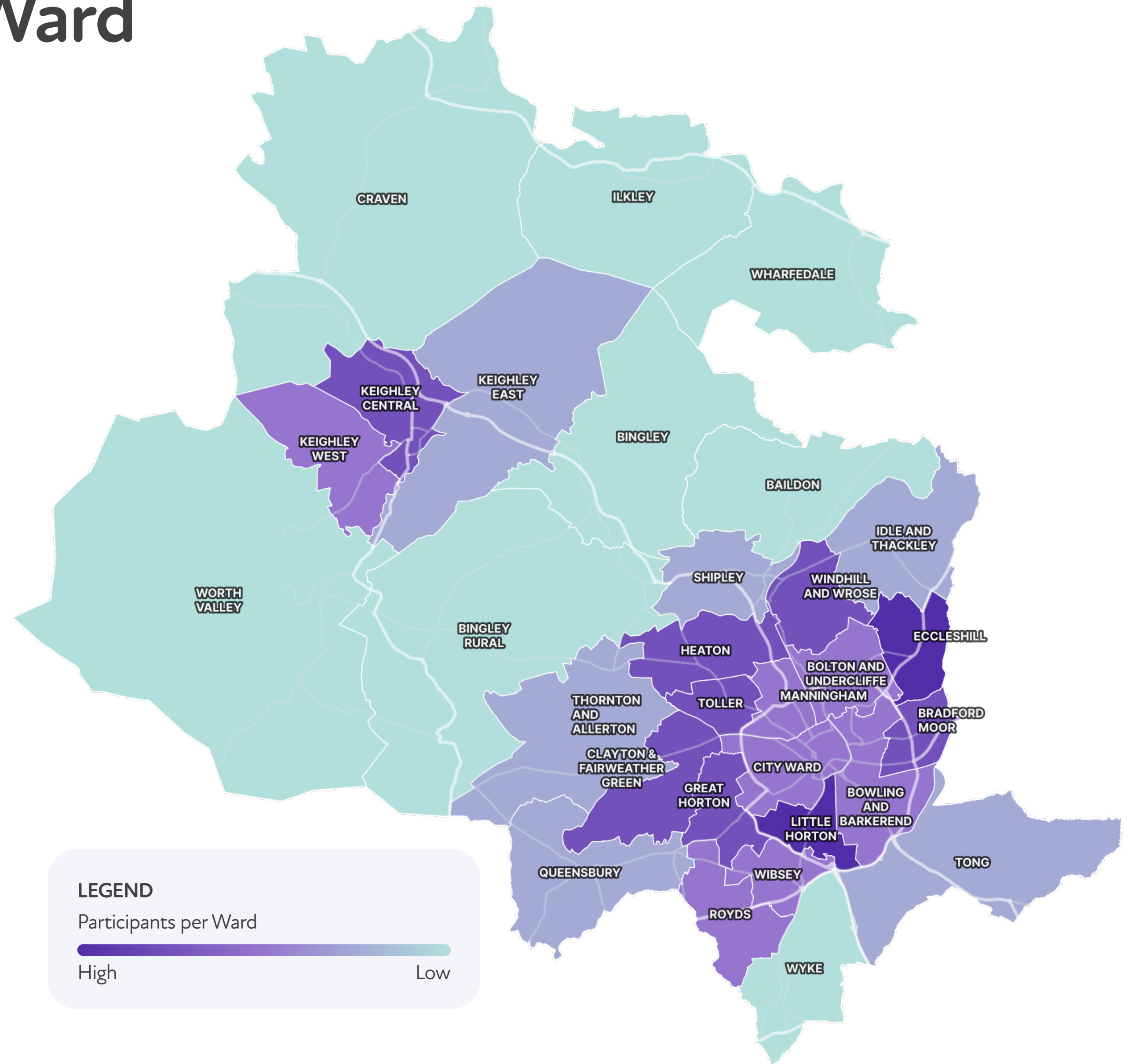
MEDIAN NUMBER
OF PARTICIPANTS
PER WARD



134

Number of Participants

Baildon	74	Keighley East	159
Bingley	47	Keighley West	213
Bingley Rural	71	Little Horton	181
Bolton and Undercliffe	144	Manningham	87
Bowling and Barkerend	123	Queensbury	178
Bradford Moor	131	Royds	123
City Ward	137	ShIPLEY	81
Clayton & Fairweather Green	213	Thornton and Allerton	195
Craven	99	Toller	94
Eccleshill	264	Tong	164
Great Horton	149	Wharfedale	27
Heaton	210	Wibsey	96
Idle and Thackley	88	Windhill and Wrose	187
Ilkley	54	Worth Valley	138
Keighley Central	271	Wyke	46
		<i>Other</i>	295



SEND Participants per Ward

This map presents the number of SEND participants per ward based on their place of residence. Areas shaded in darker colors indicate a higher concentration of participants, for comparison across the district.

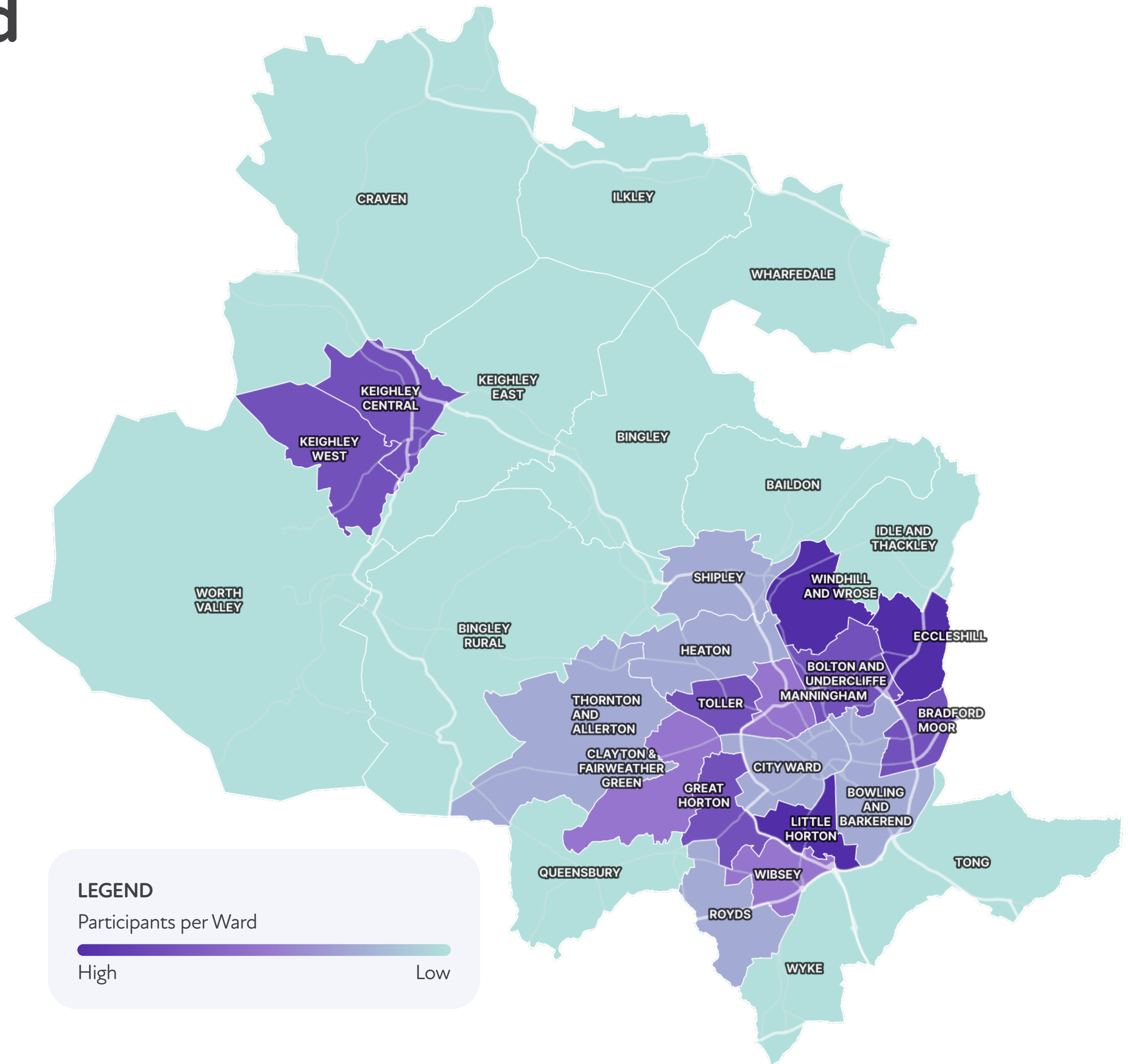
MEDIAN NUMBER
OF PARTICIPANTS
PER WARD



92

Number of Participants

Baildon	101	Keighley East	147
Bingley	78	Keighley West	227
Bingley Rural	69	Little Horton	135
Bolton and Undercliffe	115	Manningham	61
Bowling and Barkerend	112	Queensbury	53
Bradford Moor	80	Royds	67
City Ward	86	ShIPLEY	88
Clayton & Fairweather Green	156	Thornton and Allerton	124
Craven	108	Toller	71
Eccleshill	210	Tong	95
Great Horton	104	Wharfedale	29
Heaton	102	Wibsey	67
Idle and Thackley	42	Windhill and Wrose	211
Ilkley	48	Worth Valley	60
Keighley Central	191	Wyke	38
		Other	160



LEGEND

Participants per Ward

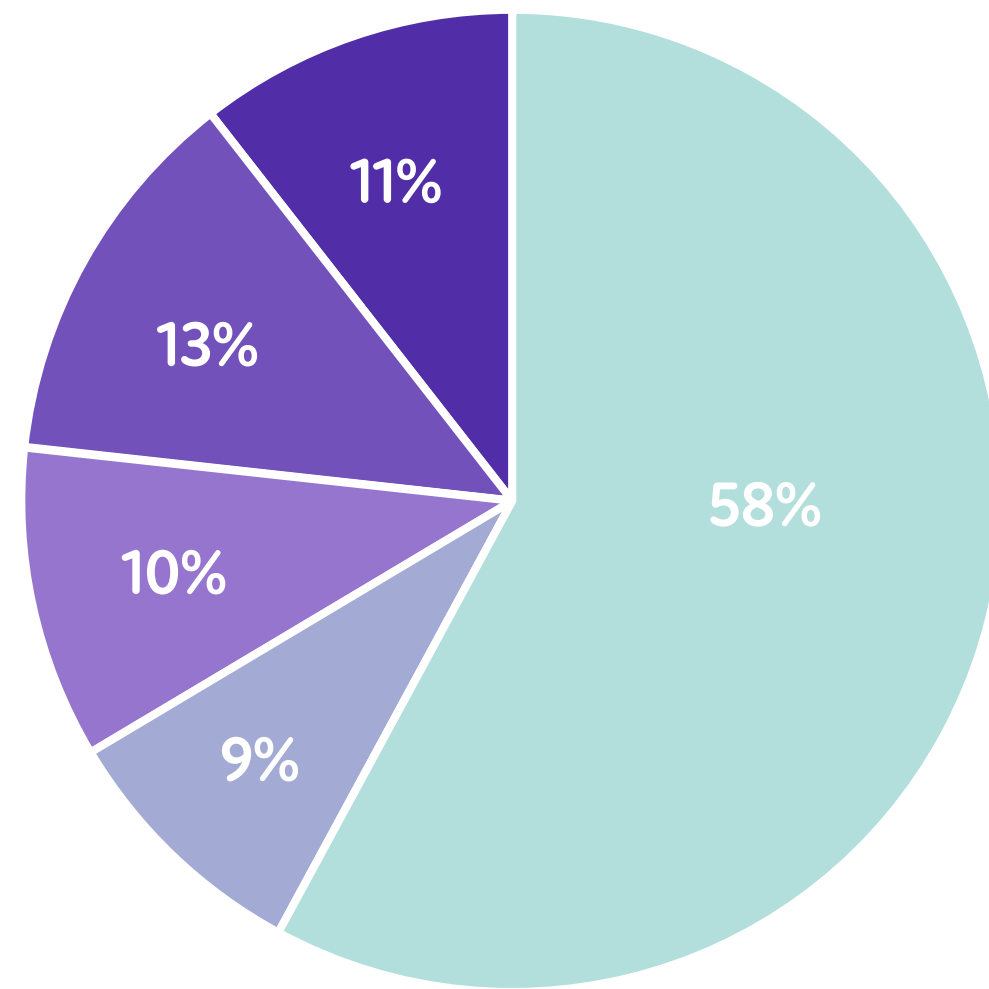
High

Low

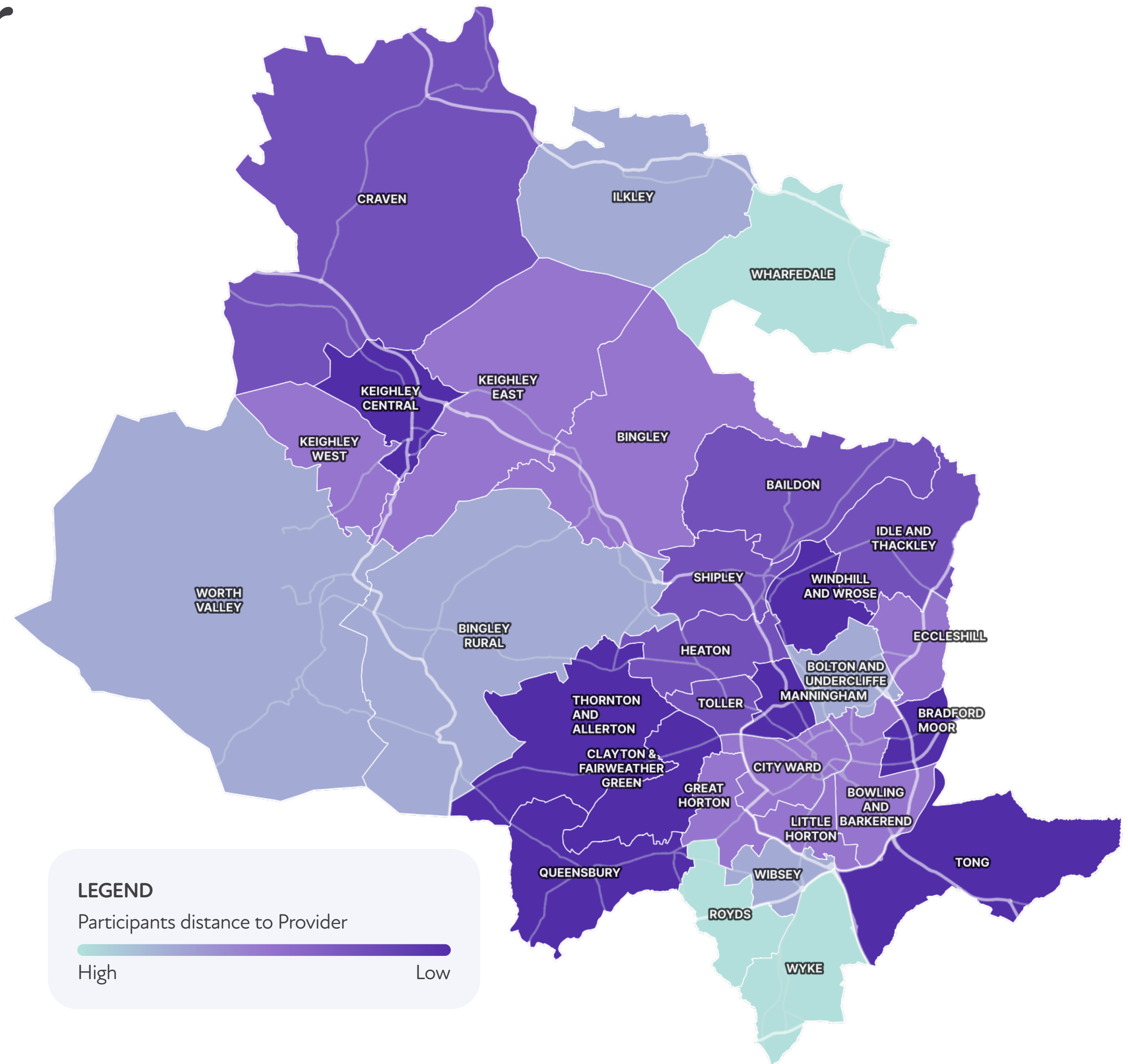
Travel Distances to Provider

This page highlights how far participants needed to travel to access the providers they participated in activities with. The pie chart categorises participants by walking distance—ranging from within 5 minutes to outside typical walking distance. Close to half of the number of attendees lived within a short walk, indicating good local access to providers but could still be improved.

On the right, the map visualises averaged travel proximity by ward. Darker shades represent wards where participants lived closer to activity locations, while lighter shades indicate areas where participants had to travel further. This information helps assess accessibility and can guide future planning to ensure activities are more evenly distributed and reachable for all communities.



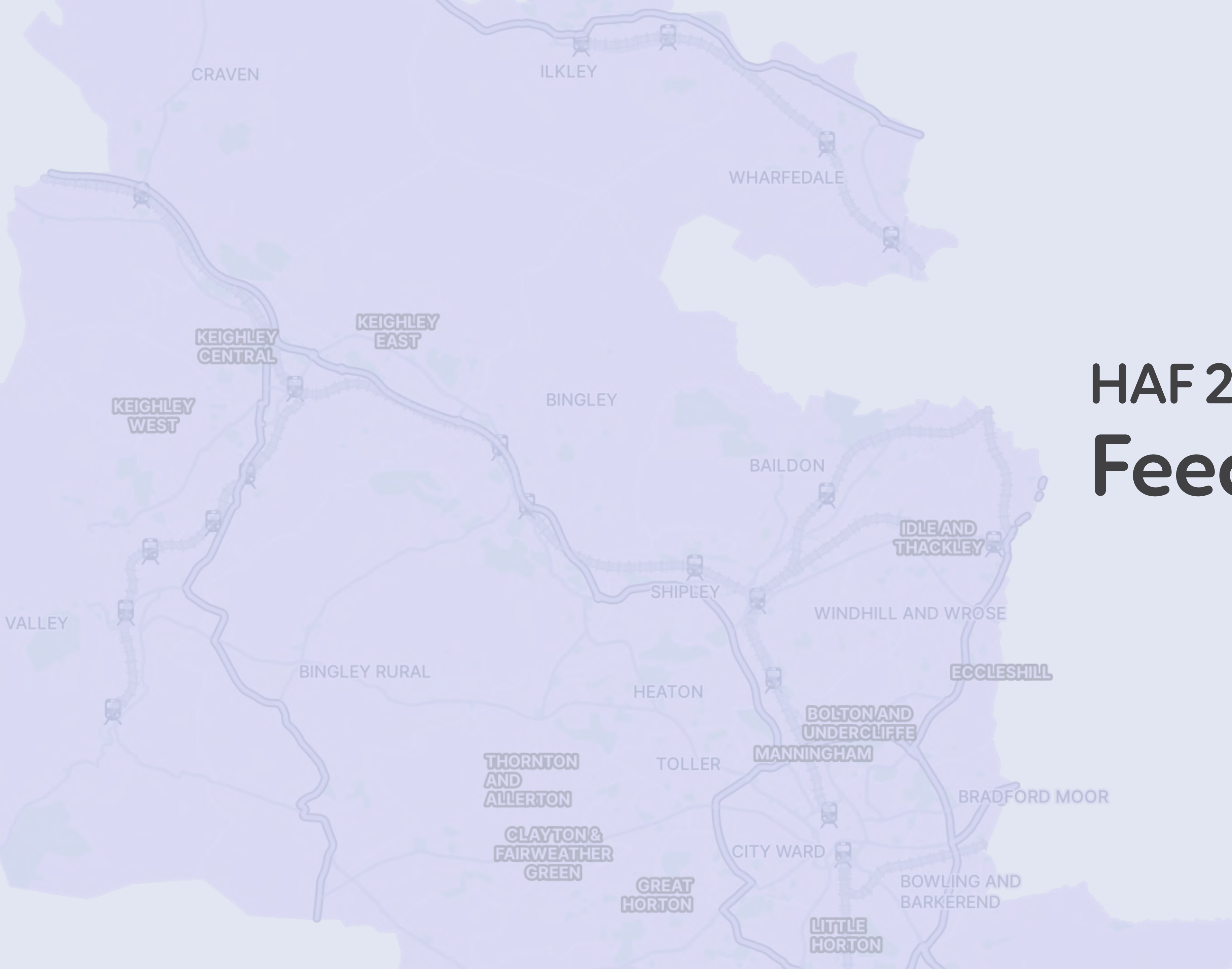
- Greater than 20 mins distance
- Within 20 mins walking distance
- Within 15 mins walking distance
- Within 10 min walking distance
- Within 5 mins walking distance



HAF Comparison



	2023	2024	2025
PERCENTAGE (%) OF FSM PUPILS IN WALKABLE LIMITS	79%	74%	74%
MEDIAN PARTICIPANTS PER WARD	593	621	533
AVERAGE NUMBER OF ACTIVITIES PER PROVIDER	17	16	17
AVERAGE NUMBER OF PARTICIPANTS PER PROVIDER	50	56	52
PERCENTAGE (%) OF FREE ACTIVITIES	100%	100%	100%
PERCENTAGE (%) OF FSM PARTICIPANTS	77%	72%	74%
PERCENTAGE (%) OF NON-FSM PARTICIPANTS	23%	28%	26%



HAF 2025 Feedback

From Children

So many different activities and games to play

There was so many things to eat for lunch

Made lots of new friends

Loved the food provided (best curry ever!)

Want more days

Variety of activities to suit all interests

Loved all the trips out

Enjoyed the magic shows and puppet shows



Cooking food on the campfire

Freshly cooked food

Loved every second

Liked the staff

Range of activities that we did

Absolutely loved it, it was fun and exiting

Easter egg hunts were so much fun

Meeting friends and feeling safe

From Parents

Children got to explore nature safely

Great activities to keep the kids busy over the summer

The children tried and experienced new things

The camps were easily accessible and very accomodating

Very friendly and supportive staff, great people to talk to

Getting out and taking part as a family felt wonderful

The children ate well and were full everyday

The children are more confident



The club felt really safe

Kids were more active and had less screen time

Made friends with other parents

The children enjoyed the trips out

Great to see a variety of activities on offer

The staff were very friendly

The kids were occupied and I could get other jobs done

From Providers

Parents and children always want more days

Attendance was more positive than usual

The outdoor sessions went down well

The children loved coming every day

The children had plenty of hand's on experiences

Variety of activities to suit all interests

Freshly cooked food

Volunteers supporting the club have been exceptional



Fantastic staff within provider settings

Families are really appreciative of the HAF offer

Lots of SEN kids this year

The children had a fantastic time

The outdoor sessions went down well

The children stayed active

The children ate a hot meal every day

Many families wanted longer days

HAF 2026 is eagerly awaited, with excitement for building on our achievements and striving for even greater success together!



Department
for Education



City of
BRADFORD
METROPOLITAN DISTRICT COUNCIL



YEMETECH
Humanizing Data

Department
for Education