






THE BRADFORD DISTRICT LOCAL AREA AGREEMENT 2008-11

PERFORMANCE AND PROGRESS SUMMARY: Year 1 08-09 Q4



Overview of Bradford District Local Area Agreement

On target		Within variance		Below target		Data not yet available	
							
10	26%	7	18%	7	18%	14	37%

Progress to date

Partnership Capacity:

- The new LSP as been launched as the Bradford District Partnership with a new Board of 15 members from Key partners. The Six Strategic Delivery Partnerships (SDP) are now in place. A partnership maturity assessment has fed into the CAA evaluation process and will be used to produce individual partnership development plans.
- Delivery planning for the LAA has taken place and is now being expanded to cover the sustainable Community Strategy priorities. It has been agreed that these delivery plans will also be monitored by the relevant Improvement Committees.
- The third sector review has now been completed. The recommendation report and implementation plan were approved by the Council Executive on 16th December and a steering group is now in place to manage the delivery arrangements. A project to deliver 2nd Generation Compact is due at Executive on 14th July.
- The partnership website is in place. This will be one of the main sources of communication and a repository paperwork for the partnerships

Performance Management:



- The Performance Management Framework is being updated to include Outcome Based Accountability. Training sessions are to be set up.
- The council has bought Covalent, a performance management system, and is currently entering data and setting up local structures before rolling out the system throughout council services and to partners agencies
- Work is ongoing to develop a District's Information Hub 'The Observatory'. A draft version of the website is now in place, this is being used to test and amend the system with the aim to have a more formal launch in June 09.
- Work is ongoing to develop local PIs to support monitoring of the Big Plan
- Theme partnerships review reports are being used to highlight issues to the BDP board
- The LAA refresh was signed off by the Secretary of State 3rd April 09. Negotiation of two final year targets have been deferred until next year's refresh along with the targets for five economic indicators which will be reconsidered in the light of the economic downturn.




Financial Summary



Still to be finalised

Performance Summary



Theme 1 Children and Young People





Goal	PI Code	Short Name	2007/08	2008/09		Traffic Light Icon	Latest Note
			Value	Value	Target		
All children and young people feel safe at home and in their community.	NI 63	Stability of placements of looked after children: length of placement (PAF-CF/D78)	67.1%	73.4%	69.0%		Current performance continues to exceed the 2011 target and the first year LAA target has been exceeded by 4.4 percentage points. The Looked After Children partnership is working to ensure that all LAC have access to universal services and their needs are responded to in a joined up, holistic way. The range and quality of placements will continue to be improved to ensure that their needs are best met thereby reducing the risk of placement breakdown.
Improve educational outcomes: every learner can enjoy school life to the full.	NI 78	Reduction in number of schools where fewer than 30% of pupils achieve 5 or more A* - C grades at GCSE and equivalent including GCSEs in English and Maths	10		5		There are now 9 schools + 1 academy where less than 30% of pupils achieved 5 or more GCSEs including English and Maths. Progress on this is below that anticipated to achieve LAA targets in future years. These schools are now in focus through National Challenge.



Goal	PI Code	Short Name	2007/08	2008/09	Traffic Light Icon	Latest Note
			Value	Value Target		
Create a highly motivated and well educated young workforce to support successful regeneration.	NI 79	Achievement of a Level 2 qualification by the age of 19	67.6%	69.0%		Recent national performance tables shows for 2007/08 a 6 percentage point increase from 2006/07 on Level 2 at 19 up to 68%. A Level 2 @ 19 Action Plan in now in place for the District, agreed by Confederation Executive in December 08, which promotes cooperation of all key partners within the Confederation. A key action is to utilise the 14-19 Online Prospectus to coordinate an understanding and promotion of what provision is available across the delivery settings. An entitlement event in March attracted a wide audience with all students and their parents/carers from Year 8 to 11 invited (23,000 young people). Strategic partners well engaged but some concerns have been expressed at the level of awareness of all schools. This particularly relates to an understanding of what qualifications (or mix of qualifications) make up Level 2. Work on developing more integrated local data is not progressing as quickly as planned.
Improve educational outcomes: every learner can enjoy school life to the full.	NI 102a	Achievement gap between pupils eligible for free school meals and their peers achieving the expected level at Key Stages 2 and 4 - Part 1 Key Stage 2		18.0%		The performance from the 2008 exams is not yet available.
Improve educational outcomes: every learner can enjoy school life to the full.	NI 102b	Achievement gap between pupils eligible for free school meals and their peers achieving the expected level at Key Stages 2 and 4 - Part 2 Key Stage 4	21.1%	20.0%		The latest performance is based on exams taken in 2008. The gap increased at KS4 (GCSE) level by 1 percentage point, however, it should be noted that the gap regionally is approximately 30%.


Goal	PI Code	Short Name	2007/08	2008/09		Traffic Light Icon	Latest Note
			Value	Value	Target		
The contribution of children and young people appreciated by everyone.	NI 110	Young people's participation in positive activities		74.8%			Bradford's performance for this indicator, measured as part of the Tellus 3 survey, was higher than national position (69%) and the district had the highest value when compared with our statistical neighbours. Plans are to be coordinated through the Youth Matters Group, which has recently met to determine its terms of reference and to ensure key partners identified to ensure target is reached. Performance against the final LAA target, which requires a 5 percentage point improvement, will be measured as part of the Tellus 5 survey to be undertaken during the Autumn term 2010.
Create a highly motivated and well educated young workforce to support successful regeneration.; NI 117 16 to 18 year olds who are not in education, training or employment (NEET)	NI 117	16 to 18 year olds who are not in education, employment or training (NEET)	9.4%	8.8%	9.0%		The first year LAA target has been achieved. Encouragement of young people to take up EET options in January, close focus on working through universal services and dedicated work with vulnerable groups such as LAC and LDD, ensured the target was met. Priorities for the NEET action plan 09/10 have been agreed by the Bradford Implementation Group. Agreement has been reached to include Homeless Prevention Advisers, funded through Enhanced Housing Options Advice Project, in the Connexions network. There is a need to increase understanding of the effects of the economic downturn. An action plan has been agreed with Learning Agreement which has provided £30K to use to support young people in Jobs Without Training.

Theme 2 Safer and Stronger Communities



Goal	PI Code	Short Name	2007/08	2008/09		Traffic Light Icon	Latest Note
			Value	Value	Target		
Support people from different backgrounds to get on well together.	NI 1	% of people who believe people from different backgrounds get on well together in their local area		64.3%			Provisional data from the place survey indicates that 64% of people in Bradford believe that people from different backgrounds get on well together in their local area. This result puts Bradford at the bottom of a group of 'similar' authorities. The District tension monitoring group reports that the district is at level 4, moderate tension, and has been for the last 3 years. The district has a mediation service which deals with neighbour and community disputes and is now funded through WNF. The Prevent Board within the council have funded 10 projects to improve resilience to extremism, including leadership courses and tool kits for mosques. The Stronger Partnership Community Relations Delivery Group is established and is developing a delivery plan. There is likely to be some effect from the economic downturn; however, it is too early to know for sure.
Give people access to information, advice and services: everyone has an equal opportunity to succeed.	NI 4	% of people who feel they can influence decisions in their locality (QoL23)		28.2%			Provisional data from the place survey gives an outturn of 28%. This result puts Bradford at the middle of a group of 'similar' authorities. Five new Area Action plans have been produced based on extensive community engagement and prioritisation of local need. New Ward Officer Teams focussing initially on crime and environment issues are to be launched this summer. Work is currently ongoing to update the council's participation and consultation strategy.




Goal	PI Code	Short Name	2007/08	2008/09		Traffic Light Icon	Latest Note
			Value	Value	Target		
Creating opportunities for everyone to get involved and contribute to the life of the District.	NI 11	Engagement in the Arts		35.5%			The baseline figure from the active people survey indicated that 35.5% of adults in Bradford attended an arts event or participated in an arts activity at least three times in the last 12 months. To increase this by 2.8 percentage points to meet the final LAA target means and increase by approximately 10,000 adults and will require considerable effort. Marketing and intervention planning is taking place with Audiences Yorkshire working with Council Research, Marketing and Culture Tourism and Sport. A cultural programme manager has been appointed, WNF funding has been allocated to fund events over 2 years and an informal request has been made to Arts Council and Audiences Yorkshire to fund 50% of a post to increase engagement in the arts.
Reduce overall levels of crime in the district.	NI 16	Serious acquisitive crime rate	25.17	25.25	24.63		Underperformance in this PI is being driven by the significant increase in Burglary Dwelling. The Partnership is currently reviewing the report from a recent independent operational review of Burglary and will be incorporating recommendations from the report with a view to creating a comprehensive action plan to tackle Burglary in the district. At this stage the LAA Target is not being achieved. It is hoped that once burglary rates begin to reduce, NI16 will come in on target.
Reduce anti-social behaviour and drug and alcohol misuse.	NI 17	Perceptions of anti-social behaviour		30%			Provisional data from the place survey gives an outturn of 30.0%. Efficiencies are being sought across partner agencies in staffing and case management of anti-social behaviour to improve resilience. There is an improved focus on problem solving following Bradford's selection as a 'neighbourhood crime and community justice' pilot. The Arson Task Force works with local schools, exclusion units, youth groups and colleges, delivering talks aimed at reducing the number of anti social fires.
Improve the publics perception of their communities and reduce fear of crime	NI 20	Assault with injury crime rate	7.96	7.01	7.75		Resources will be focused through the Safer Communities Partnership on key violent crime priorities including alcohol related crime, domestic violence, hate crime and public disorder. The alcohol strategy implementation plan will prioritise violent crime hot-spots connected to alcohol consumption. It is anticipated that the year 3 LAA Target will be achieved.




Goal	PI Code	Short Name	2007/08	2008/09		Traffic Light Icon	Latest Note
			Value	Value	Target		
Reduce levels of re-offending.	NI 30	Re:offending rate of prolific and other priority offenders		7.32%	15%		The latest available data compares the number of offences committed by the cohort between January and December 2008 with the baseline. There has been a 7.3% drop in offences committed, well below the target of a 15% reduction. Offences committed since April, however, show a 30.6% fall. A central collocated hub for Integrated Offender Management is now in place at Merchants House, Shipley. The project seeks to maximise the use of partnership intelligence targeting those most at risk and therefore those most in need of targeted intervention and support.
Make our roads safer for adults and children.	NI 48	Children killed or seriously injured in road traffic accidents	43	49.3	45		There were 51 children killed and seriously injured in 2008, a slight reduction on the previous year, but well off the LAA target. Even with significant reductions in 2009 and 2010 it is very unlikely that the final LAA target will be achieved. Road injuries to young children (aged 2 to 7) as pedestrians remain to be of concern involving issues of supervision and driver behaviour in residential areas. Continuing programmes of community involvement, pedestrian skills training and extensive traffic measures provision are being targeted through the Area Committees. There is partner support to Roads and Neighbourhood policing, responding to road safety needs and the national Policing Pledge and Seat belt wearing is being addressed through "seat-belt on" and through targeted policing. Child cyclist casualties caused by loss of control and misbehaviour is being tackled though cyclist training given in schools, continuing traffic measures programmes, including traffic calming and cycling facilities to promote safer cycling. Safer Communities is to review the current position with participants being lead Members, Traffic and Highways, West Yorkshire Police, Bradford Safeguarding Children Board.

Goal	PI Code	Short Name	2007/08	2008/09		Traffic Light Icon	Latest Note
			Value	Value	Target		
Give people access to information, advice and services: everyone has an equal opportunity to succeed.	NI 140	Fair treatment by local services		69%			Provisional data from the place survey indicates that 69% of people in Bradford say that in the last year they have been treated with respect and consideration by their local public services all or most of the time. This result puts Bradford second highest of a group of 'similar' authorities. In order to monitor this indicator throughout the year information on complaints and compliments has been requested from partners in the NHS, Education, LA and Police. The Stronger Partnership Equalities Delivery Group has been established and is currently developing a delivery plan. Ward Officer teams coordinated by Neighbourhood Services will ensure services are provided in response to local need at a local level thereby increasing satisfaction with local services. The WNF funded Financial Inclusion commission is to ensure information and advice is available to all. There is likely to be an impact from the economic downturn, however, in order to mitigate this, a financial inclusion package has been commissioned including promotion of the credits unions on the estates in order to provide alternatives to loans sharks. The Environmental health service is working with regional task force to clamp down on loan sharks.



Theme 3 Health and Wellbeing



Goal	PI Code	Short Name	2007/08	2008/09		Traffic Light Icon	Latest Note
			Value	Value	Target		
Reduce the number of sexually transmitted disease cases for all residents and reduce teenage pregnancy.	NI 112	Under 18 conception rate (BV197)	-17.4%		-36.3%		The most recent figure show that numbers of teenage pregnancies rose during 2007, however, it should be noted that this trend is the same nationally. Agreement on the final LAA target has been deferred and so this indicator will not now be eligible for reward. It has been recognised that there are hotspot areas where ward conception rates are notably higher than in other wards. There is a focus on providing advice and support for young people in an environment where they feel safe, secure and able to talk in confidence about their concerns. A revised action plan focusing on the key issues from the National Support Team visit has now been agreed, and all agencies/services being contacted to enlist support. Implementation of the action plan is within a 6 month timeframe. This includes an emphasis on Sex and Relationships Education and improved engagement with council members. Bradford is an early adopter of You're Welcome quality criteria and a formal launch/ information sharing event has been planned for June.
Reduce obesity and improve healthy eating, activity levels and lifestyles for children and older people.	NI 8	Adult participation in sport and active recreation	22.5%		23.4%		The latest available figure is from the Active People Survey carried out between October 2007 and October 2008. The figure has been adjusted to include over 65s participating in light intensity exercise, adding an extra 0.5%. Participation rates measured using the LPSA indicators have seen record figures at the end of the year. Free swimming for over 60s and under 16s started in April and initial take up has been good. The Extension of the Big Swim Campaign will host a wider range of products and programmes targeting all ages and abilities. Council run facilities are reprogramming and introducing new sport and physical activity opportunities.




Goal	PI Code	Short Name	2007/08	2008/09		Traffic Light Icon	Latest Note
			Value	Value	Target		
Reduce obesity and improve healthy eating, activity levels and lifestyles for children and older people.	NI 57	Children and young people's participation in high-quality PE and sport		74%			This indicator will now measure only participation in 2 hours of curriculum PE per week. Bradford's baseline figure of 74% is similar to the average figure for its statistical neighbours and only 4 percentage points less than the figure for England as a whole. Over the last 4 years the gap has narrowed between Bradford and England. Plans are moving forward to develop more robust action planning and support arrangements through new 'Physical Activity and Sport Board for Children and Young People' (aligning work of PCT/ Childrens Services / Schools/ Leisure Services / Voluntary Sector and Commercial organisations). A Super league Programme consisting of a range of sport and physical activities for children and young people is linking into the bactive together for the 2012 programme in partnership with Schools and Children's Service.
Reduce the damage to health caused by the use and misuse of alcohol, tobacco and illegal drugs.	NI 115	Substance misuse by young people		11.1%			The percentage of young people misusing drugs and alcohol in Bradford as measured through the Tellus 3 Survey is at a very similar level to the national level and the district was mid-table compared with our statistical neighbours. The draft Substance Misuse Plan for 09-10 submitted to National Treatment Agency was well-received, and this will now form the basis of the new delivery plan for NI115. Multi-agency co-operation is sought through the Substance Misuse Commissioning Group, and Being Healthy Outcome Group has reviewed its priorities to ensure there is clear focus on this issue. A drug and alcohol sub group has been established, jointly chaired between C&YP and Public Health, which is currently finalising its terms of reference and membership. Agreement of the final year LAA target has been deferred until the next refresh making it ineligible for reward.
Reduce infant mortality.	NI 120a	All-age all cause mortality rate - Females	584		526		The overall AAACM rate in the Bradford district is decreasing, however the current AAACM trajectories indicate that we remain unlikely to meet the target for the district within the 3 year reporting period of the LAA. Progress is good or improving in particular areas for example under 75s CVD mortality, childhood obesity, and smoking quitters. A range of preventative programmes is in place to promote good health, prevent ill health and reduce the risk of CVD, cancer, stroke and obesity. There are plans for implementing cardiovascular health checks. Self management and self care is being promoted; Patients suffering a heart attack are provided with thrombolysis and angioplasty and a multi disciplinary cardiac rehab team is in place.



Goal	PI Code	Short Name	2007/08	2008/09		Traffic Light Icon	Latest Note
			Value	Value	Target		
Reduce infant mortality.	NI 120b	All-age all cause mortality rate - Males	790		801		We are working towards plans to implement measures recommended by Cancer reform strategy (CRS) to improve cancer prevention, speed up diagnosis and the treatment of cancer, and reduce inequalities. An increased number of Dental Practices are now offering level 2 stop smoking support. Bradford's Healthy Weight Healthy Lives Board has been established to coordinate obesity prevention work and treatment programmes across the Bradford district. The Bradford Observatory is about to go live, and will provide ongoing up-to-date information about the health of the District's population.
Enabling informed choices throughout life to remain healthy and well.	NI 130	Social care clients receiving Self Directed Support per 100,000 population		128.61	109.00		The final figure for 08/09 based on the current definition and will change a little when the final return is done at the end of May. The target was surpassed, however, the challenge now is the revised LAA target based on the percentage of service users which requires an additional 4300 people to be in receipt of Self Directed Support. This is a major challenge for the department requiring operational change and re-engineering of current work process and practice. The focus will now be around the personalisation agenda and increased personal choice. The Personalisation programme has been established with Board, governance and reporting arrangements, 8 workstreams have been established to carry out the work with identified work stream leads. At the end of March 463 people were in receipt of Self Directed Support against a target of 400.
Help people maintain their independence and wellbeing at difficult times.	NI 141	Percentage of vulnerable people achieving independent living	68.67%	71.6%	70.0%		The most recent data is an end of year estimate which indicates that the first year LAA target has been achieved. A range of actions across the authority and partner organisations will be required to ensure that progress is made to address the key areas, remove the barriers causing the current silting up of short term services and put in place appropriate mechanisms for ensuring clearer pathways to move on in the future. A key action is the development in homeless prevention to 'fast track' access to accommodation for people moving on from short-term to long-term provision. The SP team are actively looking at how floating support provision can be improved where appropriate.



Theme 4 Economic Development and the Environment




Goal	PI Code	Short Name	2007/08	2008/09		Traffic Light Icon	Latest Note
			Value	Value	Target		
Shaping quality places and improving perceptions of the District, its neighbourhoods and cultural life.	NI 5	Overall/general satisfaction with local area		70.6%			Provisional data from the place survey indicates that 71% of people in Bradford are satisfied with their local area as a place to live, the same level of satisfaction as in Birmingham and Wakefield. Many projects delivered by partnerships will impact on public satisfaction. The Council's environment and neighbourhood services are moving to a ward-based working approach which provides neighbourhood services with the lead to coordinate a responsive service delivery at ward level, particularly with regard to crime and environmental issues, building relationships with the Neighbourhood Policing Teams and organising future environmental services. This will allow neighbourhood and ward managers to further direct resources to meet local needs and empower frontline workers to deliver more responsive services; it is hoped that this will have an impact on satisfaction with the local areas. Initial analysis of six months data shows that resident complaints with street cleanliness have fallen following the introduction of Ward-based working.
Securing employment	NI 151	Overall Employment rate (working-age)	69.3%	71.3%	68.7%		The District's employment rate showed a relatively large increase in the year to September 2008 as the number of working age people in employment in the District grew by 6,700 from the previous total for the twelve month period to June 2008. This increase is against our expectations as by September 2008 the effects of the current recession were being felt in the District and it was anticipated that the District's employment rate was likely to decrease from summer 2008 onwards. For example more up-to-date trends available for JSA claimants show that since June 2008 the number of claimants has increased by over 5,500 between June 2008 and March 2009. It is anticipated that the employment rate will show a decrease over coming months.

Goal	PI Code	Short Name	2007/08	2008/09		Traffic Light Icon	Latest Note
			Value	Value	Target		
Securing employment	NI 153	Working age people claiming out of work benefits in the worst performing	30.1%	29.9%	29.7%		The latest available data from August 2008 shows a slight fall compared to the same period last year. The next quarter's data is for November 2008 and will be available in May. The baseline figure has been revised to 31.2% (from 32.1%) to take into account updated population data. The target to improve over baseline by achieving a reduction in the rate of 5 percentage points over the lifetime of the LAA still stands. It now seems likely that the 2008/09 target may not be achieved, although data is not yet available to show this as the indicator data is subject to a 6 month time lag. However, JSA data, which is one of the working age benefits included in this indicator, is more up-to-date and has shown very large month on month increases since June 2008. Progress was being made prior to the recession with this indicator and the claimant rate was falling in the worst performing neighbourhoods. However, the effects of the recession are likely to have stopped this progress.
Sustainable and affordable housing.	NI 154	Net additional homes provided	2156		1600		Finalised data for 08/09 will not be available until the end of June; however, early estimates indicate that the first year LAA target will not be achieved. We need to gather evidence of the effect on housing supply of the economic downturn in good time for the next LAA refresh in early 2010. The Joint Housing Strategy 2008 – 2020 highlights that over the next 20 years the District of Bradford is expected to be the fastest growing metropolitan district outside London driven largely by the strong population and household growth of the indigenous BME population and an increasing number of migrants from the EU. It will increase the demand for housing in the lower value areas, typically inner city neighbourhoods, but will spread across the district. Significant growth is expected in unskilled and low skilled occupations necessitating the need for more affordable housing.

Goal	PI Code	Short Name	2007/08	2008/09		Traffic Light Icon	Latest Note
			Value	Value	Target		
Improving skills, aspiration and enterprise.	NI 163	Proportion of population aged 19-64 for males and 19-59 for females qualified to at least Level 2 or higher	61.7%		64.0%		The latest data available is for 2007 and shows an increase for both NI 163 and NI 164 on the previous year. The 2008 data will be available in August 2009. A proportion of the £5m WNF allocation has been commissioned and contract negotiation meetings are underway. Two specifications (graduate recruitment and employer engagement) have been re-commissioned. The existing contracts produced two Level 2 Qualifications and five Level 3 Qualifications in the final quarter of the year. The economic downturn is creating a massive response from the mainstream funding agencies in terms of new flexibilities and gap filling. This has already created some issues regarding the Next Step service which was to be enhanced using WNF funding. This funding was pulled on the understanding £4m of LSC funding would be deployed to support this, however, as yet this has not been forthcoming.
Improving skills, aspiration and enterprise.	NI 164	Proportion of population aged 19-64 for males and 19-59 for females qualified to at least Level 3 or higher	41.3%		41.0%		Since these targets were developed in early 2008, and the onset of the recession towards the middle of 2008, there have been reports of decreases in training by adults in work. This may have a detrimental effect in future years in relation to the achievement of targets set for NI 163 and NI 164. In addition, the move to accredited bite size learning (Credit and Qualification Framework) could mean that people no longer do FULL level 2 & 3 qualifications but instead undertake only parts of courses relevant to their needs (rather than a full 2 or 3 qualification). Accredited bite size learning should commence April 2010.
Promoting Business Growth	NI 166	Median earnings of employees in the area	£418.50		£431.25		The outturn for 2008 shows there has been progress against the baseline (£401.80) which is higher than inflation. Data for 2009 will not be available until November 2009. The creation of employment and skills linked activity in the district partnership is precisely aimed at improving wages and linking skills to higher employment. An increase in earnings is anticipated in the 2009 data but there is no certainty that the target will be achieved owing to the effects of the recession on earnings. More up to date data at national level has shown the rate of increase in earnings has slowed down. An increase in earnings is anticipated in the 2009 data but there is no certainty that the target will be achieved owing to the effects of the recession on earnings. More up-to-date data at national level has shown the rate of increase in earnings has slowed down.

Goal	PI Code	Short Name	2007/08	2008/09		Traffic Light Icon	Latest Note
			Value	Value	Target		
Enhancing transport and connectivity	NI 167	Congestion – average journey time per mile during the morning peak	4.13		4.30		The latest data available is for 2007/08 and indicates that in West Yorkshire the average journey time per mile during the morning peak is 4 minutes and 8 seconds. Traffic has remained pretty stable in 2008 and bus journey times did not show a significant increase indicating that we should achieve the LAA target. The economic downturn is likely to impact on the 2009 data, with fewer people travelling to work resulting in improved journey times. A number of schemes have been identified across West Yorkshire which will be funded from the Congestion Performance fund (£1.3m) in addition to schemes funded via the Local Transport Plan. In Bradford these include improvements to the Southfield Lane / Little Horton Lane junction, promotion of bradfordcarshare.com, police enforcement of bus lanes, targeted travel choice campaign and provision of a car club in Saltaire.
Promoting Business Growth	NI 171	New Business registration rate	50.7		43.4		This indicator was updated in March 2009 following the publication of new VAT/PAYE data in November 2008 - replacing the previous VAT registrations only data formerly used for NI 171. The new baseline and targets have been agreed by GOYH and BERR and allow for a reduction in the new business registration rate in 2008 and 2009 (due to the effects of the recession) before an improvement is sought by 2010 ie for the year 2010/11. The baseline has been established as 45.6 business registrations (or births) based on an annual average registration rate over the period 2002 to 2006. The outturn for 2007 calendar year, showed an exceptional high registration rate, was seen by GOYH as a "freak" year and as a result was not included in the calculation of the baseline. An assessment of our performance against the LAA targets will not be possible until the publication of 2008 data in November 2009.

Goal	PI Code	Short Name	2007/08	2008/09		Traffic Light Icon	Latest Note
			Value	Value	Target		
A more sustainable environment which has a positive effect on climate change.	NI 186	Per capita reduction in CO2 emissions in the LA area			2.0		Data from 2006 shows a 1.4% reduction from the 2005 baseline, however, it is too early to give a robust view on whether this target will be delivered or not. 2007 data, available in the autumn, will give a better indication as to whether we will achieve the LAA target. The Partnership is concerned about the 2-year time lag in publishing NI 186 results; we will be in the final six months of the LAA when the first year's target is produced. It is considered that the economic downturn will have a positive impact on CO2 emissions as people use their cars less and businesses try to save costs through energy efficiency, however, there is no firm evidence of this as yet. The Community Warmth project is underway delivering CO2 emission reductions from housing. The Partnership has asked for an audit of existing support to SMEs on reducing emissions with a view to using WNF to plug any gaps or add additional support where needed. Transport and travel to school will be the discussion item at the next Environment Partnership meeting in July. The Council is establishing an Environment and Climate Change Unit to ensure it is able to reduce CO2 emissions and respond to climate change effectively.
A greener environment which makes best use of natural resources.	NI 192	Percentage of household waste sent for reuse, recycling and composting	23.67%	26.81%	29.72%		The latest available data is for the first half of the year, as figures are reported 3 months in arrears, and shows recycling rates several percentage points below target. There have been improvements to household waste sites during 2008 and an advertising campaign is underway to raise awareness about the items that can be recycled by residents. So far there has been no noticeable impact of the economic downturn on recycling and it is expected that tonnages will continue to decrease and there could be changes to the levels of materials that residents recycle e.g. less glass, more tin. We will struggle to meet this target; a step-change may be needed to deliver this by 2011.

Goal	PI Code	Short Name	2007/08	2008/09		Traffic Light Icon	Latest Note
			Value	Value	Target		
A cleaner district and cleaner neighbourhoods.	NI 195a	Improved street and environmental cleanliness (levels of litter, detritus, graffiti and fly posting): Litter		19%			The final survey of the year produced an overall figure of 19% for the whole year, 4 percentage points over the estimated baseline for the LAA. This means that we have to reduce levels of unacceptable litter by 6 percentage points to achieve next year's LAA target. The Ward Based Wardens are now in place which will support and link into the ward-based clean teams. Ward-based working is being rolled out across the District. Initial results using 6 months data show that complaints related to street cleansing and litter bins not emptied have fallen considerably compared to same period the previous year, however, this data must be treated with caution as further analysis over longer period of time is required to assess full impact. No major impact of the economic downturn is expected and officers are confident that the targets for this indicator will be delivered.
A cleaner district and cleaner neighbourhoods.	NI 195b	Improved street and environmental cleanliness (levels of litter, detritus, graffiti and fly posting): Detritus		36%			The final survey of the year produced an overall figure of 36% for the whole year, 13 percentage points over the estimated baseline for the LAA. This means that we have to reduce levels of unacceptable detritus by 15 percentage points to achieve next year's LAA target.
Enhancing transport and connectivity	NI 198	Children travelling to school – mode of transport usually used - 5-16 years - cars (including vans and taxis, even if a taxi is carrying more than one child) (To be calculated from school census)	28.0%	27.5%	25.3%		Local data which has yet to be cleaned by the Department of Transport indicators that currently 27.5% of pupils in Bradford are travelling to school by car (not including car share). In the past the data cleaning has resulted in a significant change to the data, usually resulting an increased percentage. At present it is difficult to predict any effects of the economic downturn as it result in parents leaving their car at home but also result in an mode shift from bus to car if this is a cheaper option. A lack of coordinated activity together with a lack of a designated highways budget to increase activity suggests that the final LAA target will not be achieved. Current activity includes: Bikeability on-road cycle training introduced, sustainability leaflets produced for all school children, plans of safe routes to school produced for all primary school children, school travel plans produced by 23 schools this year, Junior Safemark conducted to promote active / bus travel to school. £100k has been secured from Government to run Bikeability in the coming year but a marketing campaign and a push in schools is needed if people's attitude to car use and travel to school are to change.