



BRADFORD
working in partnership

Bradford District Partnership Area Self-Evaluation 2009

5

Progress on the Local Area Agreement 2008-11

This section describes our progress against the LAA National Indicators which have been negotiated and agreed with central government.





Background

The LAA is part of the delivery mechanism for the Big Plan. It focuses attention on those Big Plan priorities that are also priorities for central government. The LAA priorities for improvement, the performance indicators and targets, were developed through a negotiation process between the District and the Government Office for Yorkshire and the Humber (GOYH), representing national departments.

The District had, in the Big Plan, its idea of the story of the place: the Big Plan development process, the intelligence underpinning it, and the LAA short listing process were designed to allow the Council and partners to take an informed and robust stance on entering negotiations with GOYH.

The LAA therefore sets out some of the key improvements, identified in the Big Plan, that we will deliver over the next three years as part of the longer term implementation of the sustainable community strategy.

The **2009 LAA “Refresh”** was approved by the Council on 24 March and signed off by the Secretary of State on 3 April 2009. Negotiation of two final year targets has been deferred until next year’s LAA Refresh along with the targets for five economic indicators which will be reconsidered in the light of the economic downturn.

Progress towards achieving LAA outcomes 2008-09

A summary of progress in relation to the 35 LAA NIs is contained in the **2008-09 Quarter 4 Progress Report** (see page 4) which is structured around the four LAA Theme areas:

- Theme 1: Children and Young People
- Theme 2: Safer and Stronger Communities
- Theme 3: Health and Wellbeing
- Theme 4: Economic Development and the Environment

It is still early to report progress against LAA targets as data time lags exist for many of the indicators. However, there are currently ten indicators which are on track to achieve targets including five which have already achieved their first year LAA target. Highlights include:

- a 5 percentage point increase in the stability of placements of looked after children
- a fall in the assault with injury crime rate, and
- a 7 percentage point increase in the percentage of vulnerable people achieving independent living.

A further eight indicators are within variance of achieving targets.

Performance data is still awaited for two of the indicators and a further 12 have recently had targets negotiated in the refresh and so it is too early to judge progress.


There are five indicators currently not on track to achieve their final LAA targets but there are plans to address these where appropriate.

Local Public Service Agreement (LPSA) targets 2005-08

Also in 2008/09, 29 of the 45 LPSA targets have been achieved with a further one achieved within variance.

Areas of good performance include:

- 5 Parks awarded green flag status
- a further reduction in NEETs to 8.8%
- significant reduction in offending by young offenders, and
- record participation rates at council run sports centres and swimming pools.



Key Achievements

We have delivered a strong LAA focused on the issues that matter most to the District and refreshed it this year.

We have an emerging joint Local Performance Management Framework to link our current LAA performance monitoring to the wider Big Plan monitoring arrangements enhancing our data sharing ability for an improved analysis of progress.

The January 2009 GOYH Review of the LAA said: *“Bradford has made good progress with developing and bedding down delivery arrangements across the majority of designated targets. This has included establishing new governance structures for the Local Strategic Partnership, reviewing the theme partnerships, introducing performance management systems and conducting a review of the VCS. 14 targets currently have no performance data on which to assess target delivery. However, it is the GO view that the new and strengthened partnership arrangements that have been put in place have the potential to deliver.”*

What are our next steps?

We will continue to direct our collective focus to delivering the outcomes prioritised within the Big Plan and LAA, through our Partnership delivery plans, supported by our local performance management framework, informed by our strong, shared local intelligence, ensured by our strong governance arrangements, and backed by partners’ resourcing decisions.

Local Area Agreement 2008-11

The following progress summary reflects 2008-09 Quarter 4 progress on the LAA NIs.

It is structured in accordance with the four LAA Theme areas:

Theme 1: Children and Young People






Theme 2: Safer and Stronger Communities

Theme 3: Health and Wellbeing


Theme 4: Economic Development and the Environment

Note: Much of the performance data included in this report predates the current LAA period. This is provided in order to describe progress towards LAA targets where up-to-date performance data is not available.


Key to symbols used

-  Ontrack to achieve target
-  Within variance of target
-  Off track to achieve target
-  Target recently agreed in refresh
-  Data not yet available


THEME 1: CHILDREN AND YOUNG PEOPLE

GOAL	PI CODE	SHORT NAME	2007-08 VALUE	2008-09 VALUE	TARGET	TRAFFIC LIGHT
All children and young people feel safe at home and in their community	NI 63	Stability of placements of looked after children: length of placement (PAF-CF/D78)	67.1%	72.4%	69.0%	


LATEST NOTE: Current performance continues to exceed the 2011 target and the first year LAA target has been exceeded by 3.4 percentage points. The Looked After Children partnership is working to ensure that all LAC have access to universal services and their needs are responded to in a joined up, holistic way. The range and quality of placements will continue to be improved to ensure that their needs are best met thereby reducing the risk of placement breakdown.

GOAL	PI CODE	SHORT NAME	2007-08 VALUE	2008-09 VALUE	TARGET	TRAFFIC LIGHT
Improve educational outcomes: every learner can enjoy school life to the full	NI 78	Reduction in number of schools where fewer than 30% of pupils achieve 5 or more A* - C grades at GCSE and equivalent including GCSEs in English and Maths	10		5	


LATEST NOTE: There are still 10 schools (9 schools + 1 academy) where less than 30% of pupils achieved 5 or more GCSEs including English and Maths (07/08 position, against a local target of 8 schools). The 10 schools which fall below the required standard are now a focus through National Challenge. Additionally there is long term support to address this target through the Capital Strategy Programme. Focused action plans for the schools have been agreed with the DCSF and being implemented with all funds drawn down to support this process. Support is also in place from all parts of Children's Services through its locality working approach.

GOAL	PI CODE	SHORT NAME	2007-08 VALUE	2008-09 VALUE TARGET	TRAFFIC LIGHT
Create a highly motivated and well educated young workforce to support successful regeneration	NI 79	Achievement of a Level 2 qualification by the age of 19	67.6%	69.0%	


LATEST NOTE: Recent national performance tables shows for 2007/08 a 6 percentage point increase from 2006/07 on Level 2 at 19 up to 68%. Recent national data shows a 3 percentage point increase from 2006/07 on Level 3 at 19 up to 40% for 2007/08. A Level 2 @ 19 Action Plan is now in place for the District, agreed by Confederation Executive in December 08, which promotes cooperation of all key partners within the Confederation. A key action is to utilise the 14-19 Online Prospectus to coordinate an understanding and promotion of what provision is available across the delivery settings. An entitlement event in March attracted a wide audience with all students and their parents/carers from Year 8 to 11 invited (23,000 young people). Strategic partners well engaged but some concerns have been expressed at the level of awareness of all schools. This particularly relates to an understanding of what qualifications (or mix of qualifications) make up Level 2. Work on developing more integrated local data is being progressed.

GOAL	PI CODE	SHORT NAME	2007-08 VALUE	2008-09 VALUE TARGET	TRAFFIC LIGHT
Improve educational outcomes: every learner can enjoy school life to the full	NI 102a	Achievement gap between pupils eligible for free school meals and their peers achieving the expected level at Key Stages 2 and 4 - Part 1 Key Stage 2		18.0%	


LATEST NOTE: The performance from the 2008 exams is not yet available. The Play Strategy is being implemented so that every child has access to stimulating, fun and challenging play opportunities. A range of support activities developed through the Behaviour and Attendance Collaboratives is helping to reduce the number of exclusions across the District. To target boys' underachievement, settings are being identified to link with schools in the Keighley area as part of the Buddying Programme. Targeted support for Pakistani and Bangladeshi pupils and white boys has already resulted in improved attainment by these groups at KS2.

GOAL	PI CODE	SHORT NAME	2007-08 VALUE	2008-09 VALUE TARGET	TRAFFIC LIGHT
Improve educational outcomes: every learner can enjoy school life to the full	NI 102b	Achievement gap between pupils eligible for free school meals and their peers achieving the expected level at Key Stages 2 and 4 - Part 2 Key Stage 4	21.1%	20.0%	

LATEST NOTE: The latest outturn, from the 2008 exams, is 21.1% which is within acceptable variance from target. The gap increased by 1 percentage point, however, it should be noted that the gap is still less than the regional average which is currently 30%. Work is underway to support parents and carers to help their children and young people to understand and value education. This will include a focus on vulnerable groups. Early Years provision is to be increased to promote children's development and wellbeing to help them meet early learning goals. Extended Service support is being focussed on raising achievement.


GOAL	PI CODE	SHORT NAME	2007-08 VALUE	2008-09 VALUE	TARGET	TRAFFIC LIGHT
The contribution of children and young people appreciated by everyone	NI 110	Young people's participation in positive activities		74.8%		

LATEST NOTE: Bradford's performance for this indicator, measured as part of the Tellus 3 survey 2008, was 74.8% (our baseline). This is higher than national position (69%) and the District had the highest value when compared with our statistical neighbours. Plans are to be coordinated through the Youth Matters Group to ensure key partners are identified to ensure target is reached. Performance against the final LAA target, which requires a 5 percentage point improvement, will be measured as part of the Tellus 5 survey to be undertaken during the Autumn term 2010.


GOAL	PI CODE	SHORT NAME	2007-08 VALUE	2008-09 VALUE	TARGET	TRAFFIC LIGHT
Create a highly motivated and well educated young workforce to support successful regeneration	NI 117	16 to 18 year olds who are not in education, employment or training (NEET)	9.4%	8.8%	9.0%	

LATEST NOTE: Encouragement of young people to take up EET options in January, close focus on working through universal services and dedicated work with vulnerable groups such as LAC and LDD, ensured the target was met. Priorities for the NEET action plan 09/10 have been agreed by the Bradford Implementation Group.


THEME 2: SAFER AND STRONGER COMMUNITIES

GOAL	PI CODE	SHORT NAME	2007-08 VALUE	2008-09 VALUE	TARGET	TRAFFIC LIGHT
Support people from different backgrounds to get on well together	NI 1	% of people who believe people from different backgrounds get on well together in their local area		64.3%		


LATEST NOTE: Provisional data from the place survey indicates that 64.3% of people in Bradford believe that people from different backgrounds get on well together in their local area. The District tension monitoring group reports that the District is at level 4, moderate tension, and has been for the last 3 years. The District has a mediation service which deals with neighbour and community disputes and is now funded through WNF. The Prevent Board within the Council has funded 10 projects to improve resilience to extremism, including leadership courses and tool kits for mosques.

GOAL	PI CODE	SHORT NAME	2007-08 VALUE	2008-09 VALUE	TARGET	TRAFFIC LIGHT
Give people access to information, advice and services: everyone has an equal opportunity to succeed	NI 4	% of people who feel they can influence decisions in their locality (QoL23)		28.2%		


LATEST NOTE: Provisional data from the place survey gives an outturn of 28.2%. This result puts Bradford at the middle of a group of 'similar' authorities. Five new Area Action plans have been produced based on extensive community engagement and prioritisation of local need. New Ward Officer Teams focussing initially on crime and environment issues are to be launched this summer. Work is currently ongoing to update the council's participation and consultation strategy.

GOAL	PI CODE	SHORT NAME	2007-08 VALUE	2008-09 VALUE	TARGET	TRAFFIC LIGHT
Creating opportunities for everyone to get involved and contribute to the life of the district	NI 11	Engagement in the Arts		35.5%		


LATEST NOTE: The baseline figure from the active people survey indicated that 35.5% of adults in Bradford attended an arts event or participated in an arts activity at least three times in the last 12 months. Marketing and intervention planning is taking place with Audiences Yorkshire working with Council Research, Marketing and Culture Tourism and Sport. A cultural programme manager has been appointed, WNF funding has been allocated to fund events over 2 years and an informal request has been made to Arts Council and Audiences Yorkshire to fund 50% of a post to increase engagement in the arts.

GOAL	PI CODE	SHORT NAME	2007-08 VALUE	2008-09 VALUE	TARGET	TRAFFIC LIGHT
Reduce overall levels of crime in the district	NI 16	Serious acquisitive crime rate	25.17	25.25	24.63	


LATEST NOTE: At this stage the LAA Target is not being achieved. Underperformance in this PI is being driven by the significant increase in Burglary Dwelling. It is hoped that once burglary rates begin to reduce, NI16 will come in on target. The Safer Communities Partnership is currently reviewing the report from a recent independent operational review of Burglary and will be incorporating recommendations from the report with a view to creating a comprehensive action plan to tackle Burglary in the District. NI 16 loss of performance was due in part to changeover of staff during the change from 3 to 2 Divisions. In Bradford North & Airedale this has now been recovered and is improving in south. The new ANPR cameras are improving performance in being able to track likely criminals.

GOAL	PI CODE	SHORT NAME	2007-08 VALUE	2008-09 VALUE	TARGET	TRAFFIC LIGHT
Reduce anti-social behaviour and drug and alcohol misuse	NI 17	Perceptions of anti-social behaviour		30%		

LATEST NOTE: Negative perceptions regarding ASB amongst local residents who were surveyed improved from 50% in 2004 to 30% in 2007, and maintained at 30% in 2009. (Provisional data from the place survey gives an outturn of 30.0%) This improvement is amongst the most significant achieved amongst all CDRPs in England. Efficiencies are being sought across partner agencies in staffing and case management of anti-social behaviour to improve resilience. There is an improved focus on problem solving following Bradford's selection as a 'neighbourhood crime and community justice' pilot. The Arson Task Force works with local schools, exclusion units, youth groups and colleges, delivering talks aimed at reducing the number of anti social fires.

GOAL	PI CODE	SHORT NAME	2007-08 VALUE	2008-09 VALUE	TARGET	TRAFFIC LIGHT
Improve the publics perception of their communities and reduce fear of crime	NI 20	Assault with injury crime rate	7.96	7.01	7.75	

LATEST NOTE: Resources will be focused through the Safer Communities Partnership on key violent crime priorities including alcohol related crime, domestic violence, hate crime and public disorder. The alcohol strategy implementation plan will prioritise violent crime hot-spots connected to alcohol consumption. It is anticipated that the year 3 LAA Target will be achieved.

GOAL	PI CODE	SHORT NAME	2007-08 VALUE	2008-09 VALUE	TARGET	TRAFFIC LIGHT
Reduce levels of re-offending	NI 30	Re-offending rate of prolific and other priority offenders		7.32%	15%	

LATEST NOTE: Interpreting the data within year for this indicator is carried out by GOYH, and the methodology to do so is under review. The original interpretation of the data showed a 30.6% fall in offences committed since April 2008, and as this would suggest Bradford would exceeded the 15% target by a considerable margin, performance was shown as green. Subsequently a twelve month rolling total compared the number of offences committed by the cohort between January and December 2008 with the baseline. This method of interpreting the data showed a 7.32% drop in offences committed, which is well below the target of a 15% reduction and resulted originally in a red RAG assessment. Given that the two different approaches to interpreting the data within year give very different assessments, an amber RAG rating is on balance the most appropriate.

A central collocated hub for Integrated Offender Management is now in place at Merchants House, Shipley. The project seeks to maximise the use of partnership intelligence targeting those most at risk and therefore those most in need of targeted intervention and support.



GOAL	PI CODE	SHORT NAME	2007-08 VALUE	2008-09 VALUE	TARGET	TRAFFIC LIGHT
Make our roads safer for adults and children	NI 48	Children killed or seriously injured in road traffic accidents	43	49.3	45	

LATEST NOTE: There were 51 children killed and seriously injured in 2008, a slight reduction on the previous year. Continuing programmes of community involvement, pedestrian skills training and extensive traffic measures provision are being targeted through the Area Committees. There is partner support to Roads and Neighbourhood policing, responding to road safety needs and the national Policing Pledge and Seat belt wearing is being addressed through “seat-belt on” and through targeted policing. Child cyclist casualties caused by loss of control and misbehaviour is being tackled through cyclist training given in schools, continuing traffic measures programmes, including traffic calming and cycling facilities to promote safer cycling. Safer Communities is to review the current position with participants being lead Members, Traffic and Highways, West Yorkshire Police, Bradford Safeguarding Children Board.

GOAL	PI CODE	SHORT NAME	2007-08 VALUE	2008-09 VALUE	TARGET	TRAFFIC LIGHT
Give people access to information, advice and services: everyone has an equal opportunity to succeed	NI 140	Fair treatment by local services		69%		

LATEST NOTE: Provisional data from the place survey indicates that 69% of people in Bradford say that in the last year they have been treated with respect and consideration by their local public services all or most of the time. This result puts Bradford second highest of a group of ‘similar’ authorities. In order to monitor this indicator throughout the year information on complaints and compliments has been requested from partners in the NHS, Education, LA and Police. Ward Officer teams coordinated by Neighbourhood Services will ensure services are provided in response to local need at a local level thereby increasing satisfaction with local services. The WNF funded Financial Inclusion commission is to ensure information and advice is available to all. There is likely to be an impact from the economic downturn, however, in order to mitigate this, a financial inclusion package has been commissioned including promotion of the credits unions on the estates in order to provide alternatives to loans sharks. The Council’s Environmental Health service is working with regional task force to clamp down on loan sharks.

THEME 3: HEALTH AND WELLBEING


GOAL	PI CODE	SHORT NAME	2007-08 VALUE	2008-09 VALUE TARGET	TRAFFIC LIGHT
Reduce the number of sexually transmitted disease cases for all residents and reduce teenage pregnancy	NI 112	Under 18 conception rate (BV197)	-17.4%	-36.3%	✖

LATEST NOTE: The most recent figure show that numbers of teenage pregnancies rose during 2007, however, it should be noted that this trend is the same nationally. It has been recognised that there are hotspot areas where ward conception rates are notably higher than in other wards. Agreement on the final LAA target has been deferred and so this indicator will not now be eligible for reward. There is a focus on providing advice and support for young people in an environment where they feel safe, secure and able to talk in confidence about their concerns. A revised action plan focusing on the key issues from the National Support Team visit has now been agreed, and all agencies/services being contacted to enlist support. Implementation of the action plan is within a 6 month timeframe. This includes an emphasis on Sex and Relationships Education and improved engagement with council members. Bradford is an early adopter of You're Welcome quality criteria and a formal launch/ information sharing event has been planned for June.




GOAL	PI CODE	SHORT NAME	2007-08 VALUE	2008-09 VALUE TARGET	TRAFFIC LIGHT
Reduce obesity and improve healthy eating, activity levels and lifestyles for children and older people	NI 8	Adult participation in sport and active recreation	22.5%	23.4%	✔


LATEST NOTE: The latest available figure is from the Active People Survey carried out between October 2007 and October 2008. The figure has been adjusted to include over 65s participating in light intensity exercise, adding an extra 0.5%. Participation rates measured using the LPSA indicators have seen record figures at the end of the year. Free swimming for over 60s and under 16s started in April and initial take up has been good. The Extension of the Big Swim Campaign will host a wider range of products and programmes targeting all ages and abilities. Council run facilities are reprogramming and introducing new sport and physical activity opportunities.

GOAL	PI CODE	SHORT NAME	2007-08 VALUE	2008-09 VALUE TARGET	TRAFFIC LIGHT
Reduce obesity and improve healthy eating, activity levels and lifestyles for children and older people	NI 57	Children and young people's participation in high-quality PE and sport		74%	


LATEST NOTE: Bradford's baseline figure of 74% is similar to the average figure for its statistical neighbours and only 4 percentage points less than the figure for England as a whole. Over the last 4 years the gap has narrowed between Bradford and England. This indicator will now measure only participation in 2 hours of curriculum PE per week. Plans are moving forward to develop more robust action planning and support arrangements through new 'Physical Activity and Sport Board for Children and Young People' (aligning work of PCT/ Children's Services / Schools/ Leisure Services / Voluntary Sector and Commercial organisations). A Super league Programme consisting of a range of sport and physical activities for children and young people is linking into the b-active together for the 2012 programme in partnership with Schools and Children's Service.

GOAL	PI CODE	SHORT NAME	2007-08 VALUE	2008-09 VALUE TARGET	TRAFFIC LIGHT
Reduce the damage to health caused by the use and misuse of alcohol, tobacco and illegal drugs	NI 115	Substance misuse by young people		11.1%	


LATEST NOTE: The percentage of young people misusing drugs and alcohol in Bradford as measured through the Tellus 3 Survey is at a very similar level to the national level and the district was mid-table compared with our statistical neighbours. The draft Substance Misuse Plan for 09-10 submitted to National Treatment Agency was well-received, and this will now form the basis of the new delivery plan for NI115. Multi-agency co-operation is sought through the Substance Misuse Commissioning Group, and Being Healthy Outcome Group has reviewed its priorities to ensure there is clear focus on this issue. A drug and alcohol sub group has been established, jointly chaired between C&YP and Public Health, which is currently finalising its terms of reference and membership. Agreement of the final year LAA target has been deferred until the next refresh making it ineligible for reward.

GOAL	PI CODE	SHORT NAME	2007-08 VALUE	2008-09 VALUE TARGET	TRAFFIC LIGHT
Reduce infant mortality	NI 120a	All-age all cause mortality rate - Females	584	526	


LATEST NOTE: The overall AAACM rate in the Bradford district is decreasing, however the current AAACM trajectories indicate that we remain unlikely to meet the target for the district within the 3 year reporting period of the LAA. Progress is good or improving in particular areas for example under 75s CVD mortality, childhood obesity, and smoking quitters. A range of preventative programmes is in place to promote good health, prevent ill health and reduce the risk of CVD, cancer, stroke and obesity. There are plans for implementing cardiovascular health checks. Self management and self care is being promoted; Patients suffering a heart attack are provided with thrombolysis and angioplasty and a multi disciplinary cardiac rehab team is in place.

GOAL	PI CODE	SHORT NAME	2007-08 VALUE	2008-09 VALUE	TARGET	TRAFFIC LIGHT
Reduce infant mortality	NI 120a	All-age all cause mortality rate - Males	790		801	

LATEST NOTE: We are working towards plans to implement measures recommended by Cancer reform strategy (CRS) to improve cancer prevention, speed up diagnosis and the treatment of cancer, and reduce inequalities. An increased number of Dental Practices are now offering level 2 stop smoking support. Bradford's Healthy Weight Healthy Lives Board has been established to coordinate obesity prevention work and treatment programmes across the Bradford district. The Bradford Observatory is about to go live, and will provide ongoing up-to-date information about the health of the District's population.

GOAL	PI CODE	SHORT NAME	2007-08 VALUE	2008-09 VALUE	TARGET	TRAFFIC LIGHT
Enabling informed choices throughout life to remain healthy and well	NI 130	Social care clients receiving Self Directed Support per 100,000 population		128.61	109.00	


LATEST NOTE: The provisional figure for 08/09, based on the current definition, was 128.61 against a target of 109. This equates to 463 people in receipt of Self Directed Support against a target of 400. The challenge now is the revised LAA target based on the percentage of service users which requires an additional 4300 people to be in receipt of Self Directed Support.

GOAL	PI CODE	SHORT NAME	2007-08 VALUE	2008-09 VALUE	TARGET	TRAFFIC LIGHT
Help people maintain their independence and wellbeing at difficult times	NI 141	Percentage of vulnerable people achieving independent living	68.7%	75.8%	70.0%	


LATEST NOTE: The final outturn for 08/09 indicates that the first year LAA target has been exceeded by 5.8 percentage points. A range of actions across the authority and partner organisations will be required to ensure that progress is made to address the key areas, remove the barriers causing the current silting up of short term services and put in place appropriate mechanisms for ensuring clearer pathways to move on in the future. A key action is the development in homeless prevention to 'fast track' access to accommodation for people moving on from short-term to long-term provision. The SP team are actively looking at how floating support provision can be improved where appropriate.




THEME 4: ECONOMIC DEVELOPMENT AND THE ENVIRONMENT

GOAL	PI CODE	SHORT NAME	2007-08 VALUE	2008-09 VALUE	TARGET	TRAFFIC LIGHT
Shaping quality places and improving perceptions of the District, its neighbourhoods and cultural life	NI 5	Overall/general satisfaction with local area		70.6%		


LATEST NOTE: Provisional data from the place survey indicates that 71% of people in Bradford are satisfied with their local area as a place to live, the same level of satisfaction as in Birmingham and Wakefield. Many projects delivered by partnerships will impact on public satisfaction. The Council's environment and neighbourhood services are moving to a ward-based working approach which provides neighbourhood services with the lead to coordinate a responsive service delivery at ward level, particularly with regard to crime and environmental issues, building relationships with the Neighbourhood Policing Teams and organising future environmental services. This will allow neighbourhood and ward managers to further direct resources to meet local needs and empower frontline workers to deliver more responsive services; it is hoped that this will have an impact on satisfaction with the local areas. Initial analysis of six months data shows that resident complaints with street cleanliness have fallen following the introduction of Ward-based working.

GOAL	PI CODE	SHORT NAME	2007-08 VALUE	2008-09 VALUE	TARGET	TRAFFIC LIGHT
Securing employment	NI 151	Overall Employment rate (working-age)	69.3%	71.3%	68.7%	


LATEST NOTE: The District's employment rate showed a relatively large increase in the year to September 2008 as the number of working age people in employment in the District grew by 6,700 from the previous total for the twelve month period to June 2008. See Prosperity & Regeneration chapter for the range of employment and enterprise support measures in place through the partnership, including through the Economic Downturn action plan. The increase to Sept 2008 is against our expectations as by then the effects of the current recession were being felt in the District and it was anticipated that the District's employment rate was likely to decrease from summer 2008 onwards. For example more up-to-date trends available for JSA claimants show that since June 2008 the number of claimants has increased by over 5,500 between June 2008 and March 2009. It is anticipated that the employment rate will show a decrease over coming months.

GOAL	PI CODE	SHORT NAME	2007-08 VALUE	2008-09 VALUE	TARGET	TRAFFIC LIGHT
Securing employment	NI 153	Working age people claiming out of work benefits in the worst performing neighbourhoods	30.1%	29.9%	29.7%	


LATEST NOTE: The latest available data from August 2008 shows a slight fall compared to the same period last year (29.9% compared with 30.8%). The 2008/09 target is 29.7%. It now seems likely that the 2008/09 target may not be achieved, although data is not yet available to show this as the indicator data is subject to a 6 month time lag. However, JSA data, which is one of the working age benefits included in this indicator, is more up-to-date and has shown very large month on month increases since June 2008. See Prosperity & Regeneration chapter for the range of employment and enterprise support measures in place through the partnership, including through the Economic Downturn action plan. Note: The baseline figure has been revised to 31.2% (from 32.1%) to take into account updated population data. The target to improve over baseline by achieving a reduction in the rate of 5 percentage points over the lifetime of the LAA still stands. Progress was being made prior to the recession with this indicator and the claimant rate was falling in the worst performing neighbourhoods. However, the effects of the recession are likely to have stopped this progress.

GOAL	PI CODE	SHORT NAME	2007-08 VALUE	2008-09 VALUE TARGET	TRAFFIC LIGHT
Sustainable and affordable housing	NI 154	Net additional homes provided	2,156	1600	


LATEST NOTE: Finalised data for 08/09 will not be available until the end of June; however, early estimates indicate that the first year LAA target will not be achieved. The Joint Housing Strategy 2008 – 2020 highlights that over the next 20 years the District of Bradford is expected to be the fastest growing metropolitan district outside London driven largely by the strong population and household growth of the indigenous BME population and an increasing number of migrants from the EU. It will increase the demand for housing in the lower value areas, typically inner city neighbourhoods, but will spread across the district. Significant growth is expected in unskilled and low skilled occupations necessitating the need for more affordable housing.

GOAL	PI CODE	SHORT NAME	2007-08 VALUE	2008-09 VALUE TARGET	TRAFFIC LIGHT
Improving skills, aspiration and enterprise	NI 163	Proportion of population aged 19-64 for males and 19-59 for females qualified to at least Level 2 or higher	61.7%	64.0%	


LATEST NOTE: The latest data available, 61.7%, is for 2007 and shows an increase on the previous year. A proportion of the £5m WNF allocation has been commissioned and contract negotiation meetings are underway. Two specifications (graduate recruitment and employer engagement) have been re-commissioned. The existing contracts produced two Level 2 Qualifications and five Level 3 Qualifications in the final quarter of the year. The economic downturn is creating a massive response from the mainstream funding agencies in terms of new flexibilities and gap filling. This has already created some issues regarding the Next Step service which was to be enhanced using WNF funding. This funding was pulled on the understanding £4m of LSC funding would be deployed to support this; however, as yet this has not been forthcoming.

GOAL	PI CODE	SHORT NAME	2007-08 VALUE	2008-09 VALUE TARGET	TRAFFIC LIGHT
Improving skills, aspiration and enterprise	NI 164	Proportion of population aged 19-64 for males and 19-59 for females qualified to at least Level 3 or higher	41.3%	41.0%	


LATEST NOTE: The latest data available, 41.3%, is for 2007 and shows an increase on the previous year. Since these targets were developed in early 2008, and the onset of the recession towards the middle of 2008, there have been reports of decreases in training by adults in work. This may have a detrimental effect in future years in relation to the achievement of targets set for NI 163 and NI 164. In addition, the move to accredited bite size learning (Credit and Qualification Framework) could mean that people no longer do FULL level 2 & 3 qualifications but instead undertake only parts of courses relevant to their needs (rather than a full 2 or 3 qualification). Accredited bite size learning should commence April 2010.

GOAL	PI CODE	SHORT NAME	2007-08 VALUE	2008-09 VALUE TARGET	TRAFFIC LIGHT
Promoting Business Growth	NI 166	Median earnings of employees in the area	£418.50	£431.25	


LATEST NOTE: The outturn for 2008 shows there has been progress against the baseline (£401.80) which is higher than inflation. Data for 2009 will not be available until November 2009. The creation of employment and skills linked activity in the district partnership is precisely aimed at improving wages and linking skills to higher employment. An increase in earnings is anticipated in the 2009 data but there is no certainty that the target will be achieved owing to the effects of the recession on earnings. More up-to-date data at national level has shown the rate of increase in earnings has slowed down.

GOAL	PI CODE	SHORT NAME	2007-08 VALUE	2008-09 VALUE TARGET	TRAFFIC LIGHT
Enhancing transport and connectivity	NI 167	Congestion – average journey time per mile during the morning peak	4.10	4.30	


LATEST NOTE: The latest revised data for 2007/08 indicates that in West Yorkshire the average journey time per mile during the morning peak is 4 minutes and 6 seconds. Following this revision of the baseline and data, the LAA targets will be reviewed in the next refresh. Traffic has remained pretty stable in 2008 and bus journey times did not show a significant increase indicating that we should achieve the LAA target. The economic downturn is likely to impact on the 2009 data, with fewer people travelling to work resulting in improved journey times. A number of schemes have been identified across West Yorkshire which will be funded from the Congestion Performance fund (£1.3m) in addition to schemes funded via the Local Transport Plan. In Bradford these include improvements to the Southfield Lane / Little Horton Lane junction, promotion of bradfordcarshare.com, police enforcement of bus lanes, targeted travel choice campaign and provision of a car club in Saltaire.

GOAL	PI CODE	SHORT NAME	2007-08 VALUE	2008-09 VALUE TARGET	TRAFFIC LIGHT
Promoting Business Growth	NI 171	New Business registration rate	50.7	43.4	


LATEST NOTE: This indicator was updated in March 2009 following the publication of new VAT/PAYE data in November 2008 - replacing the previous VAT registrations only data formerly used for NI 171. The new baseline and targets have been agreed by GOYH and BERR and allow for a reduction in the new business registration rate in 2008 and 2009 (due to the effects of the recession) before an improvement is sought by 2010 ie for the year 2010/11. The baseline has been established as 45.6 business registrations (or births) based on an annual average registration rate over the period 2002 to 2006. The outturn for 2007 calendar year, showed an exceptional high registration rate, was seen by GOYH as a “freak” year and as a result was not included in the calculation of the baseline. An assessment of our performance against the LAA targets will not be possible until the publication of 2008 data in November 2009.

GOAL	PI CODE	SHORT NAME	2007-08 VALUE	2008-09 VALUE	TARGET	TRAFFIC LIGHT
A more sustainable environment which has a positive effect on climate change	NI 186	Per capita reduction in CO2 emissions in the LA area			2.0	


LATEST NOTE: Data from 2006 shows a 1.4% reduction from the 2005 baseline, however, it is too early to give a robust view on whether this target will be delivered or not. 2007 data, available in the autumn, will give a better indication as to whether we will achieve the LAA target. The Partnership is concerned about the 2-year time lag in publishing NI 186 results; we will be in the final six months of the LAA when the first year's target is produced. It is considered that the economic downturn will have a positive impact on CO2 emissions as people use their cars less and businesses try to save costs through energy efficiency, however, there is no firm evidence of this as yet. The Community Warmth project is underway delivering CO2 emission reductions from housing. The Partnership has asked for an audit of existing support to SMEs on reducing emissions with a view to using WNF to plug any gaps or add additional support where needed. Transport and travel to school will be the discussion item at the next Environment Partnership meeting in July. The Council is establishing an Environment and Climate Change Unit to ensure it is able to reduce CO2 emissions and respond to climate change effectively.

GOAL	PI CODE	SHORT NAME	2007-08 VALUE	2008-09 VALUE	TARGET	TRAFFIC LIGHT
A greener environment which makes best use of natural resources	NI 192	Percentage of household waste sent for reuse, recycling and composting	23.67%	26.81%	29.72%	


LATEST NOTE: The latest available data is for the first half of the year, as figures are reported 3 months in arrears, and shows recycling rates several percentage points below target. There have been improvements to household waste sites during 2008 and an advertising campaign is underway to raise awareness about the items that can be recycled by residents. So far there has been no noticeable impact of the economic downturn on recycling and it is expected that tonnages will continue to decrease and there could be changes to the levels of materials that residents recycle e.g. less glass, more tin.

GOAL	PI CODE	SHORT NAME	2007-08 VALUE	2008-09 VALUE	TARGET	TRAFFIC LIGHT
A cleaner district and cleaner neighbourhoods	NI 195a	Improved street and environmental cleanliness (levels of litter, detritus, graffiti and fly posting): Litter		19%		

LATEST NOTE: The final survey of the year produced an overall figure of 19% for the whole year, 4 percentage points over the estimated baseline for the LAA. This means that we have to reduce levels of unacceptable litter by 6 percentage points to achieve next year's LAA target. The Ward Based Wardens are now in place which will support and link into the ward-based clean teams. Ward-based working is being rolled out across the District. Initial results using 6 months data show that complaints related to street cleansing and litter bins not emptied have fallen considerably compared to same period the previous year, however, this data must be treated with caution as further analysis over longer period of time is required to assess full impact. No major impact of the economic downturn is expected and officers are confident that the targets for this indicator will be delivered.

GOAL	PI CODE	SHORT NAME	2007-08 VALUE	2008-09 VALUE	TARGET	TRAFFIC LIGHT
A cleaner district and cleaner neighbourhoods	NI 195b	Improved street and environmental cleanliness (levels of litter, detritus, graffiti and fly posting): Detritus		36%		

LATEST NOTE: The final survey of the year produced an overall figure of 36% for the whole year, 13 percentage points over the estimated baseline for the LAA. This means that we have to reduce levels of unacceptable detritus by 15 percentage points to achieve next year's LAA target.

GOAL	PI CODE	SHORT NAME	2007-08 VALUE	2008-09 VALUE	TARGET	TRAFFIC LIGHT
Enhancing transport and connectivity	NI 198	Children travelling to school – mode of transport usually used - 5-16 years - cars (including vans and taxis, even if a taxi is carrying more than one child) (To be calculated from school census)	28.0%	27.5%	25.3%	

LATEST NOTE: Local data which has yet to be cleaned by the Department of Transport indicators that currently 27.5% of pupils in Bradford are travelling to school by car (not including car share). In the past the data cleaning has resulted in a significant change to the data, usually resulting an increased percentage. Current activity includes: Bikeability on-road cycle training introduced, sustainability leaflets produced for all school children, plans of safe routes to school produced for all primary school children, school travel plans produced by 23 schools this year, Junior Safemark conducted to promote active / bus travel to school. £100k has been secured from Government to run Bikeability in the coming year but a marketing campaign and a push in schools is needed if people's attitude to car use and travel to school are to change.



Published by City of Bradford Metropolitan District Council on behalf of the Bradford District Partnership June 2009

The information in this document can be made available in **LARGE PRINT** and other file formats. Please telephone 01274 432408 for further information