



# BRADFORD DISTRICT PLAYING PITCH STRATEGY ASSESSMENT REPORT

NOVEMBER 2018

QUALITY, INTEGRITY, PROFESSIONALISM

**Knight, Kavanagh & Page Ltd**

Company No: 9145032 (England)

MANAGEMENT CONSULTANTS

Registered Office: 1 -2 Frecheville Court, off Knowsley Street, Bury BL9 0UF

T: 0161 764 7040 E: [mail@kcp.co.uk](mailto:mail@kcp.co.uk) [www.kcp.co.uk](http://www.kcp.co.uk)



6543

# BRADFORD DISTRICT PLAYING PITCH STRATEGY ASSESSMENT REPORT

---

## CONTENTS PAGE

PART 1: INTRODUCTION AND METHODOLOGY.....	2
PART 2: FOOTBALL .....	15
PART 3: CRICKET .....	55
PART 4: RUGBY UNION.....	80
PART 5: RUGBY LEAGUE .....	104
PART 6: HOCKEY .....	127
PART 7: THIRD GENERATION ARTIFICIAL GRASS PITCHES (3G PITCHES).....	141
PART 8: BOWLING GREENS .....	157
PART 9: TENNIS.....	172
PART 11: ATHLETICS .....	185
APPENDIX 1: SPORTING CONTEXT .....	193

# BRADFORD DISTRICT PLAYING PITCH STRATEGY ASSESSMENT REPORT

---

## ABBREVIATIONS

3G	Third Generation (artificial turf)
AGP	Artificial Grass Pitch
CFA	County Football Association
CBMDC	City of Bradford Metropolitan District Council
ECB	England and Wales Cricket Board
EH	England Hockey
FA	Football Association
FC	Football club
FE	Further Education
FF	Football Foundation
GIS	Geographical Information Systems
HE	Higher Education
KKP	Knight, Kavanagh and Page
NGB	National Governing Body
NPPF	National Planning Policy Framework
PPS	Playing Pitch Strategy
RFL	Rugby Football League
RFU	Rugby Football Union
RUFC	Rugby union football club
S106	Section 106
TGR	Team generation rate
WR	World Rugby
WRFA	West Riding County Football Association
YCB	Yorkshire Cricket Board

# BRADFORD DISTRICT PLAYING PITCH STRATEGY ASSESSMENT REPORT

---

## PART 1: INTRODUCTION AND METHODOLOGY

This is the Playing Pitch Assessment Report prepared by Knight Kavanagh & Page (KKP) for City of Bradford Metropolitan District Council (CBMDC) and its partners. This report presents a supply and demand assessment of playing pitch facilities in accordance with Sport England's Playing Pitch Strategy Guidance: An approach to developing and delivering a playing pitch strategy. It has been followed to develop a clear picture of the balance between the local supply of, and demand for, playing pitches and other outdoor sports facilities.

The guidance details a stepped approach to developing a Playing Pitch Strategy (PPS). These steps are separated into five distinct sections:

- ◀ Stage A: Prepare and tailor the approach (Step 1)
- ◀ Stage B: Gather information and views on the supply of and demand for provision (Steps 2 & 3)
- ◀ Stage C: Assess the supply and demand information and views (Steps 4, 5 & 6)
- ◀ Stage D: Develop the strategy (Steps 7 & 8)
- ◀ Stage E: Deliver the strategy and keep it robust and up to date (Steps 9 & 10)

Stages A to C are covered in this report.

### **Stage A: Prepare and tailor the approach**

#### ***Why the Strategy is being produced***

The primary purpose of the Playing Pitch Strategy is to provide a strategic framework which ensures that the provision of outdoor playing pitches meet local and community needs of existing and future residents and visitors to the Bradford District Area. The Strategy will be produced in accordance with national planning guidance and provide robust and objective justification for future playing pitch provision throughout the Bradford District.

One of the core planning principles of the National Planning Policy Framework (NPPF) is to improve health, social and cultural wellbeing for all, and deliver sufficient community and cultural facilities and services to meet local needs. Paragraph 96 discusses the importance of access to high quality open spaces and opportunities for sport and recreation that can make an important contribution to the health and well-being of communities. Paragraphs 96 and 97 of the NPPF discuss assessments and the protection of "existing open space, sports and recreational buildings and land, including playing fields". The Playing Pitch Strategy will provide the evidence required to help protect playing fields to ensure sufficient land is available to meet existing and projected future pitch requirements.

The Playing Pitch Strategy will support delivery of outcomes under the Bradford District Plan 2016-2020 <https://www.bradford.gov.uk/media/2312/bradford-district-plan-final.pdf> and the ACTIVE BRADFORD Strategy <http://www.activebradford.com/strategy/> which includes the relevant sporting strategies for the District including the Physical Activity and Sport Strategic Framework for Bradford District.

# BRADFORD DISTRICT PLAYING PITCH STRATEGY ASSESSMENT REPORT

---

## **Corporate and strategic**

- ◀ It ensures a strategic approach to playing pitch provision. The PPS will act as a tool for the Council and our partner organisations to guide resource allocation and set priorities for pitch sports moving forward. It will contribute directly and support the delivery of the following key areas and targets of the District Plan:

## **Healthy lifestyles**

- ◀ Improve the health and wellbeing of people through services available to everyone e.g. swimming pools, parks, walking and cycling activities.
- ◀ Deliver specialised services to individuals, small groups and deprived neighbourhoods, to increase engagement, raise awareness and provide support for healthier lifestyles, including physical activity, sports, and nutrition.

Targets: Increase the total number of visits to council managed recreation facilities.

## **Supporting communities**

- ◀ Help maintain an attractive and welcoming environment by supporting people to play their part in making our district a better place to live, and make sure we have enough parks, activity areas and green spaces.
- ◀ Help the transfer of management and ownership of community assets such as council-owned buildings and land to parish and town councils and community organisations, putting local resources in the hands of the community.

Targets: Increase the number of people participating in community life/volunteering by 2020 and the number of successfully Community Asset Transfers by 2020.

- ◀ It provides robust evidence for capital funding. As well as proving the need for developer contributions towards pitches and facilities a Playing Pitch Strategy can provide evidence of need for a range of capital grants. Current funding examples include the Sport England Lottery Fund, Heritage Lottery Fund (for park improvements), the Football Foundation and the Big Lottery. The site specific action plan that will form an integral part of this PPS will identify and prioritise sites that require improvements and where the funding should be secured from.
- ◀ It helps demonstrate the value of leisure services during times of increasing scrutiny of non-statutory services through a desire to increase activity rates as a means to improve the health and wellbeing of the whole community.
- ◀ It helps the Best Value process through:
  - ◀ Consultation with pitch-based sports clubs, providers and organised leagues in the District
  - ◀ Consultation with regional officers from national governing bodies to gain a strategic perspective of sport delivery and growth
  - ◀ Challenges current systems for sports pitch ownership, management and maintenance
  - ◀ Comparison with other local authority neighbours to establish usage from clubs from neighbouring authorities and usage of their playing pitches by Bradford District clubs/teams.
  - ◀ Competition, for example, for pitch and associated facility management / maintenance contracts

## **Planning**

- ◀ The Playing Pitch Strategy will add to the evidence base supporting the Bradford District Local Plan and the updated Leeds City Region Green and Blue Infrastructure Strategy

# BRADFORD DISTRICT PLAYING PITCH STRATEGY ASSESSMENT REPORT

---

- ◀ It will support strategic policies on green infrastructure, leisure, outdoor sports facilities and health and well-being in the same.
- ◀ The Council is currently in the process of developing the site allocations outside the AAP areas in line with the Core Strategy to 2030 which when adopted will replace the RUDP. This will make the detailed development allocations as well as open space (existing and new to meet future needs). We are working forward to a preferred option package by end of this year with the open space elements currently being reviewed using the data /evidence including the most recent playing pitch assessment. Any new data generated from the new PPS will where possible need to inform this process and any approaches/ strategies generated by the PPS are aligned to this process.
- ◀ The action plan will feed into the work on a Site Allocations Local Plan and masterplans for large sites.
- ◀ Evidence base for Developer Contributions through CIL and s106 planning agreements.

## Operational

- ◀ It can help improve current asset management, which should result in more efficient use of resources and reduced overheads.
- ◀ The site specific Action Plan will identify sites where quality of provision can be enhanced and where appropriate incorporate the Hub based provision strategy implementation.
- ◀ An assessment of all pitches (in use and lapsed) will be undertaken to understand how pitches are used and whether the current maintenance and management regimes are appropriate or require change.

## Sports development

- ◀ It helps identify which sites have community use and whether that use is secure or not.
- ◀ It helps identify where community use of school sports pitches is most needed to address any identified deficits in pitch provision.
- ◀ It provides better information to residents and other users of sports pitches available for use. This includes information about pitches and sports teams / user groups.
- ◀ It promotes sports development and can help unlock latent demand by identifying where the lack of facilities might be suppressing the formation of teams / community needs.

## The vision for the strategy

The strategy seeks to support the Council and its partners in the creation of:

*'A sustainable network of outdoor playing pitches and associated facilities not only to meet current demand but also to encourage more participation through the quality, scope and accessibility of the offer. Working collectively with partners to create opportunity for everyone to participate in physical activity and sport to improve outcomes across the District relating to health, well-being and community cohesion.'*

To achieve this strategic vision, the strategy seeks to deliver the following objectives:

- ◀ Ensure that all valuable facilities are protected for the long term benefit of sport.
- ◀ Promote a sustainable approach to the provision of playing pitches and management of sports clubs.
- ◀ Implementation and delivery of the Sports Hub mode of provision.
- ◀ To support and evidence the implementation of a Sell to Invest Strategy.

# BRADFORD DISTRICT PLAYING PITCH STRATEGY ASSESSMENT REPORT

---

- ◀ Ensure that there are enough facilities in the right place to meet current and projected future demand.
- ◀ Ensure that all clubs have access to facilities of appropriate quality to meet current needs and longer term aspirations.

## **Key objectives**

- ◀ To provide a carefully quantified and documented assessment of current and future needs for playing pitches and pitch sports within the District focusing on quantity and quality issues within the supply and demand equation
- ◀ To provide information to assist asset management planning of council owned playing fields and the associated buildings and facilities
- ◀ To provide information to assist in decisions associated with the provision of public playing pitches
- ◀ To provide information to underpin the protection, enhancement and quality improvement of the existing pitch stock and ancillary facilities
- ◀ To map out a process for improvements in community access to educational and non-local authority pitches to achieve an understanding on the nature of ownership of existing provision
- ◀ To consider the revenue implications of maintaining playing pitches and establish a benchmark on revenue and expenditure
- ◀ To undertake an exercise to classify pitches and associated facilities in the following categories:
  - ◀ Category A: Pitches to be developed (new construction)
  - ◀ Category B: Pitches to be retained
  - ◀ Category C: Pitches to be improved / renovated
  - ◀ Category D: Pitches to be considered for alternative uses
- ◀ To develop specific action plans of sites to be improved from developer contributions. It will identify areas of search for new playing pitch provision associated with the sport and locality of the area of need
- ◀ To review the current supply of AGP's for all sports and provide clear recommendations on where new pitches should be delivered in each sub area
- ◀ To review the quantity and quality of changing room and ancillary support facilities on pitch sites and make recommendations to ensure they are fit for purpose
- ◀ To establish and review ownership of playing pitch sites (e.g. potential for transfer of ownership and/or management to user groups/community organisations)
- ◀ To review and identify lapsed/disused sites and assess what their future role should be (allocate for medium-long term future use; improve and bring back into use short term; dispose of for another use)
- ◀ The Steering Group will use a number of scenarios to test the adequacy of current secure pitch provision to meet existing and future demand
- ◀ Develop a process for regular updating and monitoring of the PPS

## **Scope**

The Assessment Report provides detail in respect of what provision exists, its condition, distribution and overall quality. It also considers the demand for facilities based on population distribution and planned growth. The full list of sports facilities covered is set out below.

Pitch sports will be assessed using the guidance set out in Sport England's Playing Pitch Strategy Guidance: An approach to developing and delivering a playing pitch strategy.

# BRADFORD DISTRICT PLAYING PITCH STRATEGY ASSESSMENT REPORT

---

## *Pitch sports:*

- ◀ Football pitches
- ◀ Rugby union pitches
- ◀ Rugby league pitches
- ◀ Cricket pitches
- ◀ Third generation artificial grass (3G) pitches
- ◀ Artificial grass pitches (including use for hockey)

Outdoor sports will be assessed using Sport England's Assessing Needs and Opportunities Guidance (2014). Non-pitch outdoor sports require a different methodology to assess demand and supply to that used for pitch sports.

## *Outdoor sports:*

- ◀ Outdoor bowling greens
- ◀ Outdoor tennis courts
- ◀ Athletics tracks

## **Study area**

The PPS covers the City of Bradford Metropolitan District Council administrative area; however, the data gathered has been presented in such a way as to be further analysed by smaller analysis areas. As an important part of the PPS will be to identify future need for pitch provision based on population growth and areas of growth, it is a logical progression to reflect these sub areas in the PPS.

The Bradford District area is divided into five distinct administrative areas:

- ◀ Bradford South
- ◀ Bradford West
- ◀ Bradford East
- ◀ Shipley
- ◀ Keighley

Figure 1.1 overleaf further highlights the analysis areas.

There are also a number of sports teams from outside the specified area that use pitches within Bradford and sports teams from inside Bradford which use facilities outside of the District. This cross-boundary movement has been taken into consideration when producing this assessment report.

## *Demographics*

Just over half (51%) of the District's population is considered inactive:

- ◀ 7%-13% of all ages report utilisation of outdoor space for exercise/health over the last three years – lower than national and regional averages.
- ◀ Around 1 in 3 people in the district aged over 16 years report participation in 30 minutes of physical activity once a week – lower than national average.
- ◀ Levels of activity are generally lower in females than males.



# BRADFORD DISTRICT PLAYING PITCH STRATEGY ASSESSMENT REPORT

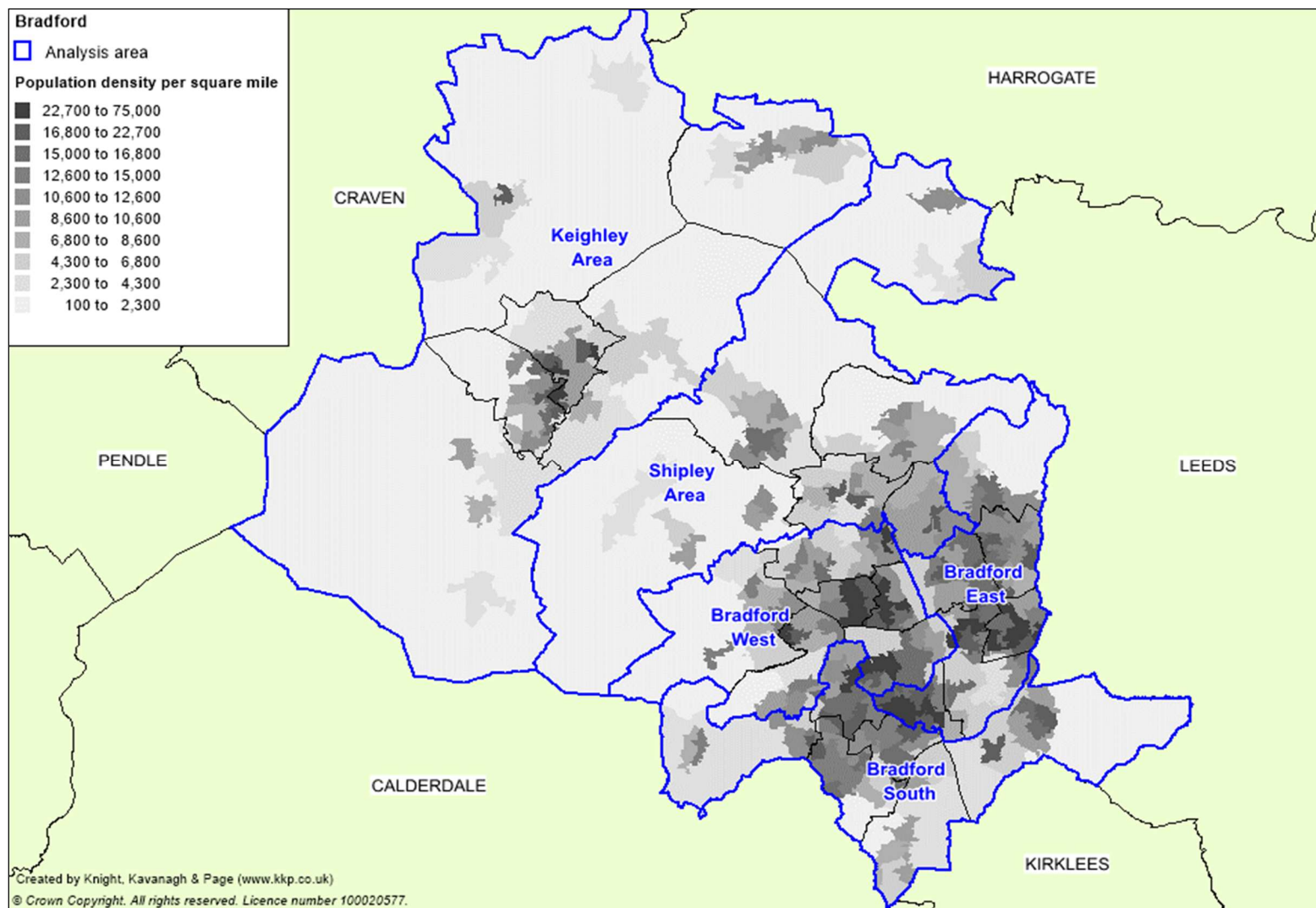
---

The Bradford district is in a particularly good position to benefit from increasing physical activity:

- ◀ There are high levels of urban deprivation, childhood obesity, diabetes and preventable
- ◀ deaths (particularly from cardiovascular disease) in the District.
- ◀ There is a low level of physical activity but the will to become more active is present as the proportion of people wanting to do more activity in the district is the same as nationally.

# BRADFORD DISTRICT PLAYING PITCH STRATEGY ASSESSMENT REPORT

Figure 1.1: Map of analysis areas



# BRADFORD DISTRICT PLAYING PITCH STRATEGY ASSESSMENT REPORT

---

## Management and delivery

A Project Team from the Council has worked with KKP to ensure that all relevant information is readily available and to support the consultants as necessary to ensure that project stages and milestones are delivered on time.

A strong and effective steering group has and will continue to lead and drive this PPS forward during its development and also to ensure the delivery of its recommendations and actions. The membership of the group is balanced and representative of the different parties and key drivers behind the work and the providers and users of playing pitches in the study area.

The Steering Group is and has been responsible for the direction of the PPS from a strategic perspective and for supporting, checking and challenging the work of the project team. The Steering Group is made up of representatives from the Council, Sport England, West Yorkshire Sport, and National Governing Bodies of Sport (NGBs).

It will be important for the Steering Group to continue once the PPS has been finalised for several reasons, including a continuing responsibility to:

- ◀ Be a champion for playing pitch provision in the area and promote the value and importance of the PPS.
- ◀ Ensure implementation of the PPS's recommendations and action plan.
- ◀ Monitor and evaluate the outcomes of the PPS.
- ◀ Ensure that the PPS is kept up to date and refreshed.

## Stage B: Gather information and views on the supply of and demand for provision

It is essential that a PPS is based on the most accurate and up-to-date information available for the supply of and demand for playing pitches. This section provides details about how this information has been gathered in Bradford.

### ***Gather supply information and views – an audit of playing pitches***

PPS guidance uses the following definitions of a playing pitch and playing field. These definitions are set out by the Government in the 2015 'Town and Country Planning (Development Management Procedure) (England) Order'.<sup>1</sup> It should be noted that the reference to five years within the Order is purely in relation to whether Sport England should be consulted in a statutory capacity. The fact that a playing field may not have been marked out for pitch sport in the last five years does not mean that it is no longer a playing field. That remains its lawful planning use whether marked out or not

- ◀ ***Playing pitch*** – a delineated area of 0.2ha or more which is used for association football, rugby, cricket, hockey, lacrosse, rounders, baseball, softball, American football, Australian football, Gaelic football, shinty, hurling, polo or cycle polo.
- ◀ ***Playing field*** – the whole of a site which encompasses at least one playing pitch.

Although the statutory definition of a playing field is the whole of a site with at least one pitch of 0.2ha or more, this PPS takes into account smaller size pitches that contribute to the supply side, for example, 5v5 mini football pitches. This PPS counts individual grass pitches (as a delineated area) as the basic unit of supply. The definition of a playing pitch also includes artificial grass pitches (AGPs).

---

<sup>1</sup> [www.sportengland.org](http://www.sportengland.org)>Facilities and Planning> Planning Applications

# BRADFORD DISTRICT PLAYING PITCH STRATEGY ASSESSMENT REPORT

---

As far as possible the assessment report aims to capture all of the pitches within Bradford. However, there may be instances, for example, on school sites, where access was not possible and has led to omissions within the report.

Any sites omitted from the PPS either intended or having been overlooked, whether used, disused or lapsed, are subject to the same conditions as those detailed herein. Any such site is not to be considered as not required or surplus as part of the planning process.

## *Quantity*

All playing pitches are included irrespective of ownership, management and use. Playing pitch sites were initially identified using Sport England's Active Places web based database. The Council and NGBs supported the process by checking and updating this initial data. This was also verified against club information supplied by local leagues. For each site, the following details were recorded in the project database (which will be supplied as an electronic file):

- ◀ Site name, address (including postcode) and location
- ◀ Ownership and management type
- ◀ Security of tenure
- ◀ Total number, type and quality of pitches

## *Accessibility*

Not all pitches offer the same level of access to the community. The ownership and accessibility of playing pitches also influences their actual availability for community use. Each site is assigned a level of community use as follows:

- ◀ **Community use** - pitches in public, voluntary, private or commercial ownership or management (including education sites) recorded as being available for hire and currently in use by teams playing in community leagues.
- ◀ **Available but unused** - pitches that are available for hire but are not currently used by teams which play in community leagues; this most often applies to school sites but can also apply to sites which are expensive to hire.
- ◀ **No community use** - pitches which as a matter of policy or practice are not available for hire or used by teams playing in community leagues. This should include professional club pitches along with some semi-professional club pitches, where play is restricted to the first or second team.
- ◀ **Disused** – sites that are not being used at all by any users and are not available for community hire either. Once these sites are disused for five or more years they will then be categorised as 'lapsed sites'.
- ◀ **Lapsed** - last known use was as a playing field more than five years ago. These fall outside of Sport England's statutory remit but still have to be assessed using the criteria in paragraph 97 of the National Planning Policy Framework and Sport England would nonetheless challenge a proposed loss of playing pitches/playing field which fails to meet such criteria. It should be emphasised that the lawful planning use of a lapsed site is still that of a playing field.

In addition, there should be a good degree of certainty that the pitch will be available to the community for at least the following three years. A judgement is made based on the information gathered and a record of secured or unsecured community use put against each site.

# BRADFORD DISTRICT PLAYING PITCH STRATEGY ASSESSMENT REPORT

---

## *Quality*

The capacity of pitches to regularly provide for competitive play, training and other activity over a season is most often determined by their quality. As a minimum, the quality and therefore the capacity of a pitch affects the playing experience and people's enjoyment of a sport. In extreme circumstances, it can result in a pitch being unable to cater for all or certain types of play during peak and off-peak times.

It is not just the quality of the pitch itself which has an effect on its capacity but also the quality, standard and range of ancillary facilities. The quality of both the pitch and ancillary facilities will determine whether a pitch is able to contribute to meeting demand from various groups and for different levels and types of play.

The quality of all pitches identified in the audit and the ancillary facilities supporting them are assessed regardless of ownership, management or availability. Along with capturing any details specific to the individual pitches and sites, a quality rating is recorded within the audit for each pitch.

These ratings are used to help estimate the capacity of each pitch to accommodate competitive and other play within the supply and demand assessment.

In addition to undertaking non-technical assessments (using the templates provided within the guidance and as determined by NGBs), users and providers were also consulted on the quality and in some instances the quality rating was adjusted to reflect this.

## ***Gather demand information and views***

Presenting an accurate picture of current demand for playing pitches (i.e. recording how and when pitches are used) is important when undertaking a supply and demand assessment. Demand for playing pitches in Bradford tends to fall within the following categories:

- ◀ Organised competitive play
- ◀ Organised training
- ◀ Informal play

In addition, unmet and displaced demand for provision is also identified on a sport by sport basis. Unmet demand is defined as the number of additional teams that could be fielded if access to a sufficient number of pitches (and ancillary facilities) was available. Displaced demand refers to teams that are generated from residents of the area but due to any number of factors do not currently play within the area.

Current and future demand for playing pitches is presented on a sport by sport basis within the relevant sections of this report.

A variety of consultation methods were used to collate demand information about leagues, clubs, county associations and national/regional governing bodies of sport. Face to face consultation was carried out with key clubs from each sport. This allowed for the collection of detailed demand information and an exploration of key issues to be interrogated and more accurately assessed.

For data analysis purposes, an online survey (converted to postal if required) was utilised. This was sent to all clubs not covered by face to face consultation.

# BRADFORD DISTRICT PLAYING PITCH STRATEGY ASSESSMENT REPORT

Local sports development officers, county associations and regional governing body officers advised which of the clubs to include in the face to face consultation. Sport England was also included within the consultation process prior to the project commencing. Issues identified by clubs returning questionnaires were followed up by telephone or face to face interviews.

The response rates of such consultation are as follows:

Sport	Total number	Number responding	Response rate	Methods of consultation
Football clubs	132	73	55%	Face to face
Football teams	618	463	75%	Online survey Telephone
Cricket clubs	62	45	73%	Online survey Telephone
Rugby union clubs	8	7	88%	Face to face Online survey
Rugby league clubs	10	7	75%	Face to face Online survey
Hockey clubs	4	3	75%	Face to face Telephone
Tennis clubs	9	7	78%	Online survey Telephone
Bowling clubs	50	25	50%	Online survey Telephone
Athletics clubs	12	7	58%	Face to face
Secondary schools/colleges	38	32	84%*	Face to face Telephone
Primary/SEN Schools	160	69	43%*	Online survey Telephone

\*Please note that internet and google earth searches, together with audit data from previous studies has been used to identify provision at non-responding schools.

The consultation process sought to capture demand information and associated issues relating to all affiliated sports clubs using playing pitches in Bradford.

For face to face consultation, key clubs were identified by NGBs and the Council and were selected based on sporting issues most pertinent to the study, for example, for having high levels of demand, specific facility issues including quality, threat of loss of access or related issues to playing pitch provision.

## **Future demand**

Alongside current demand, it is important for a PPS to assess whether the future demand for playing pitches can be met. Using population projections, and proposed housing growth (if available), an estimate can be made of the likely future demand for playing pitches.

Team generation rates are used to provide an indication of how many people it may take to generate a team (by gender and age group), in order to help estimate the change in demand for pitch sports that may arise from any population change in the study area.



# BRADFORD DISTRICT PLAYING PITCH STRATEGY ASSESSMENT REPORT

---

Future demand for pitches is calculated by adding the percentage increases, to the ONS population increases in each Analysis Area. This figure is then applied to the TGRs and is presented on a sport by sport basis within the relevant sections of this report.

Other information sources that were used to help identify future demand include:

- ◀ Recent trends in the participation in playing pitch sports.
- ◀ The nature of the current and likely future population and their propensity to participate in pitch sports.
- ◀ Feedback from pitch sports clubs on their plans to develop additional teams.
- ◀ Any local and NGB specific sports development targets (e.g. increase in participation).

## *Population growth*

The current resident population in Bradford is 532,985<sup>2</sup>. By 2030 (the period to which this assessment projects population based future demand, in line with the Bradford Local Plan period) the City's population is projected to increase to 545,419 representing an increase of 12,434 (or equivalent to a percentage increase of 2.3%) according to ONS data.

## **Stage C: Assess the supply and demand information and views**

Supply and demand information gathered within Section B was used to assess the adequacy of playing pitch provision in Bradford. It focused on how much use each site could potentially accommodate (on an area by area basis) compared to how much use is currently taking place.

## ***Understand the situation at individual sites***

Qualitative pitch ratings are linked to a pitch capacity rating derived from NGB guidance and tailored to suit a local area. The quality and use of each pitch is assessed against the recommended pitch capacity to indicate how many match equivalent sessions<sup>3</sup> per week (per season for cricket) a pitch could accommodate.

This is compared to the number of matches actually taking place and categorised as follows, to identify:

Potential spare capacity: Play is below the level the site could sustain.	
At capacity: Play is at a level the site can sustain.	
Overused: Play exceeds the level the site can sustain.	

## ***Develop the current picture of provision***

Once capacity is determined on a site by site basis, actual spare capacity is calculated on an area by area basis via further interrogation of temporal demand. Although this may have been identified, it does not necessarily mean that there is surplus provision. For example, spare capacity may not be available when it is needed or the site may be retained in a 'strategic reserve' to enable pitch rotation to reduce wear and tear.

Capacity ratings assist in the identification of sites for improvement/development, rationalisation, decommissioning and disposal.

---

<sup>2</sup>Source: ONS Mid-2016 Population Estimates for Lower Layer Super Output Areas in England and Wales by Single Year of Age and Sex

<sup>3</sup> A match equivalent session (MES) can be either a match or a training session

# BRADFORD DISTRICT PLAYING PITCH STRATEGY ASSESSMENT REPORT

---

## ***Develop the future picture of provision - scenario testing***

Modelling scenarios to assess whether existing provision can cater for unmet, displaced and future demand is made after the capacity analysis. This will also include, for example, removing sites with unsecured community use to demonstrate the impact this would have if these sites were to be decommissioned in the future. Scenario testing occurs in the strategy report and therefore does not form part of the assessment report.

## ***Identify the key findings and issues***

By completing Steps 1-5 it is possible to identify several findings and issues relating to the supply, demand and adequacy of playing pitch provision in Bradford. This report seeks to identify and present the key findings and issues, which should now be checked, challenged and agreed by the Steering Group prior to development of the Strategy (Section D).

The following sections summarise the local administration of the main grass pitch sports in Bradford. Each provides a quantitative summary of provision and a map showing the distribution of facilities. It also provides information about the availability of facilities to/for the local community and, the governing body of each sport. The findings of club consultation and key issues for each sport are summarised.



# BRADFORD DISTRICT PLAYING PITCH STRATEGY ASSESSMENT REPORT

---

## PART 2: FOOTBALL

### 2.1: Introduction

The organisation primarily responsible for the development of football across Bradford District is West Riding FA. It is also responsible for the administration, in terms of discipline, rules and regulations, cup competitions and representative matches, development of clubs and facilities, volunteers, referees, coaching courses and delivering national football schemes.

This section of the report focuses on the supply and demand for grass football pitches. Part 7 captures supply and demand for third generation pitches (3G pitches) which are the preferred AGP (artificial grass pitch) surface type for football. In future, it is anticipated that there will be a growing demand for the use of 3G pitches for competitive football fixtures, especially to accommodate mini and youth football.

#### ***Local Football Facility Plans (LFFPs)***

To support in delivery of both the current and superseding FA National Games Strategy (NGS), the FA has commissioned a nationwide consultancy project. Over the course of the next two years to spring 2020, a Local Football Facility Plan (LFFP) will be produced for every local authority across England. Each plan will be unique to its area as well as being diverse in its representation.

The LFFP is strategically aligned to the National Football Facilities Strategy (NFFS); a 10-year plan to change the landscape of football facilities in England. The NFFS represents a major funding commitment from the national funding partners (The FA, Premier League, DCMS, Football Foundation) to inform and direct an estimated one billion pounds of investment into football facilities over the next ten years.

Each LFFP will build upon PPS findings (where present and current) regarding the formal and affiliated game, to also include strategic priorities for investment across small sided football (recreational and informal including indoors). The LFFP will also incorporate consultation with groups outside of formal football, as well as underrepresented communities. This could include those which may be key partners with regards to football for behavioural change and groups which may be key drivers of FA NGS priorities around participation in the likes of women and girls' football, disability football and futsal.

LFFPs will identify key projects to be delivered and act as an investment portfolio for projects that require funding. As such, around 90% of all national football investment through the funding partners will be identified via LFFPs.

It is important to recognise that a LFFP is an investment portfolio of priority projects for potential investment - it is not a detailed supply and demand analysis of all pitch provision in a local area. Consequently, it cannot be used in place of a PPS and is not an accepted evidence base for site change of use or disposal. A LFFP will, however, build on available/existing local evidence and strategic plans and may adopt relevant actions from a PPS and/or complement these with additional investment priorities.

The LFFP for Bradford District was completed in September 2018 and will be accounted for within the Strategy development.

# BRADFORD DISTRICT PLAYING PITCH STRATEGY ASSESSMENT REPORT

## Consultation

In addition to face-to-face consultation with key football clubs, an electronic survey was sent to all clubs playing within Bradford District. Contact details were provided by West Riding CFA and the invitation to complete the survey was distributed via email. Through both face to face meetings and survey responses, a total of 73 clubs responded, equating to a 55% club response rate and 75% team response rate. The following clubs were met with face to face:

- ◀ Alpha United Juniors
- ◀ Bingley Juniors FC
- ◀ Eldwick Juniors FC
- ◀ Ilkley Town FC
- ◀ Oakworth Juniors FC
- ◀ Queensbury Celtic FC
- ◀ Silsden AFC
- ◀ Thackley Juniors FC

## 2.2: Supply

The audit identifies a total of 234 grass football pitches in Bradford District across 117 sites. Of these, 217 pitches are available, at some level, for community use across 103 sites.

The remaining 17 pitches are not available for community use with the majority of these (16 or 94%) being located at education sites and one adult pitch (6%) located at Valley Parade, the home ground of Bradford City AFC, which competes in the English Football League One.

*Table 2.1: Summary of grass football pitches available to the community*

Analysis area	Available for community use					Totals
	Adult	Youth 11v11	Youth 9v9	Mini 7v7	Mini 5v5	
Bradford East	26	3	7	12	8	<b>56</b>
Bradford South	21	5	7	5	2	<b>40</b>
Bradford West	9	3	3	2	1	<b>18</b>
Keighley Area	16	6	7	5	7	<b>41</b>
Shingley Area	32	4	10	10	6	<b>62</b>
<b>Total</b>	<b>104</b>	<b>21</b>	<b>34</b>	<b>34</b>	<b>24</b>	<b>217</b>

Most available pitches across Bradford District (48%) are adult size which is, in part, due to youth 11v11 teams playing on adult pitches. This is not ideal for youth players at U13-U16 and is not in line with the recent FA Youth Review. Just 21 available pitches are youth 11v11 size representing 10% of the available supply in Bradford District which is low in relation to the proportion of youth 11v11 teams (140 teams – 23% of all teams) which should be playing matches on this size pitch.

In accordance with the FA Youth Review, U17 and U18 teams can play on adult pitches. The FA's recommended pitch size for adult football is 100x64 metres. Please refer to the table overleaf for more detail.

# BRADFORD DISTRICT PLAYING PITCH STRATEGY ASSESSMENT REPORT

Table 2.2: FA recommended grass/3G pitch sizes

Age group	Playing format	Recommended pitch dimensions (metres excluding run offs)	Recommended pitch dimensions (metres including run offs)
Mini-Soccer U7/U8	5v5	37x27	43x33
Mini-Soccer U9/U10	7v7	55x37	61x43
Youth U11/U12	9v9	73x46	79x52
Youth U13/U14	11v11	82x50	88x56
Youth U15/U16	11v11	91x55	97x61
Youth U17/U18	11v11	100x64	106x70
Over 18/Adult	11v11	100x64	106x70

The Shipley Analysis Area has the largest number of community available grass pitches (62 pitches) which equates to 29% of all provision across the District. Of these, adult pitches contribute just over half (32 pitches) of the total provision.

Bradford West Analysis Area has the least grass football pitches available for community use (18 pitches), just 8% of the overall provision.

Overall, each analysis area supplies at least one grass pitch for community use for each format type. Bradford East Analysis Area has the largest supply of mini pitch provision (20 pitches), with Shipley Analysis Area supplying the largest amount of youth provision (14 pitches).

## **Future developments**

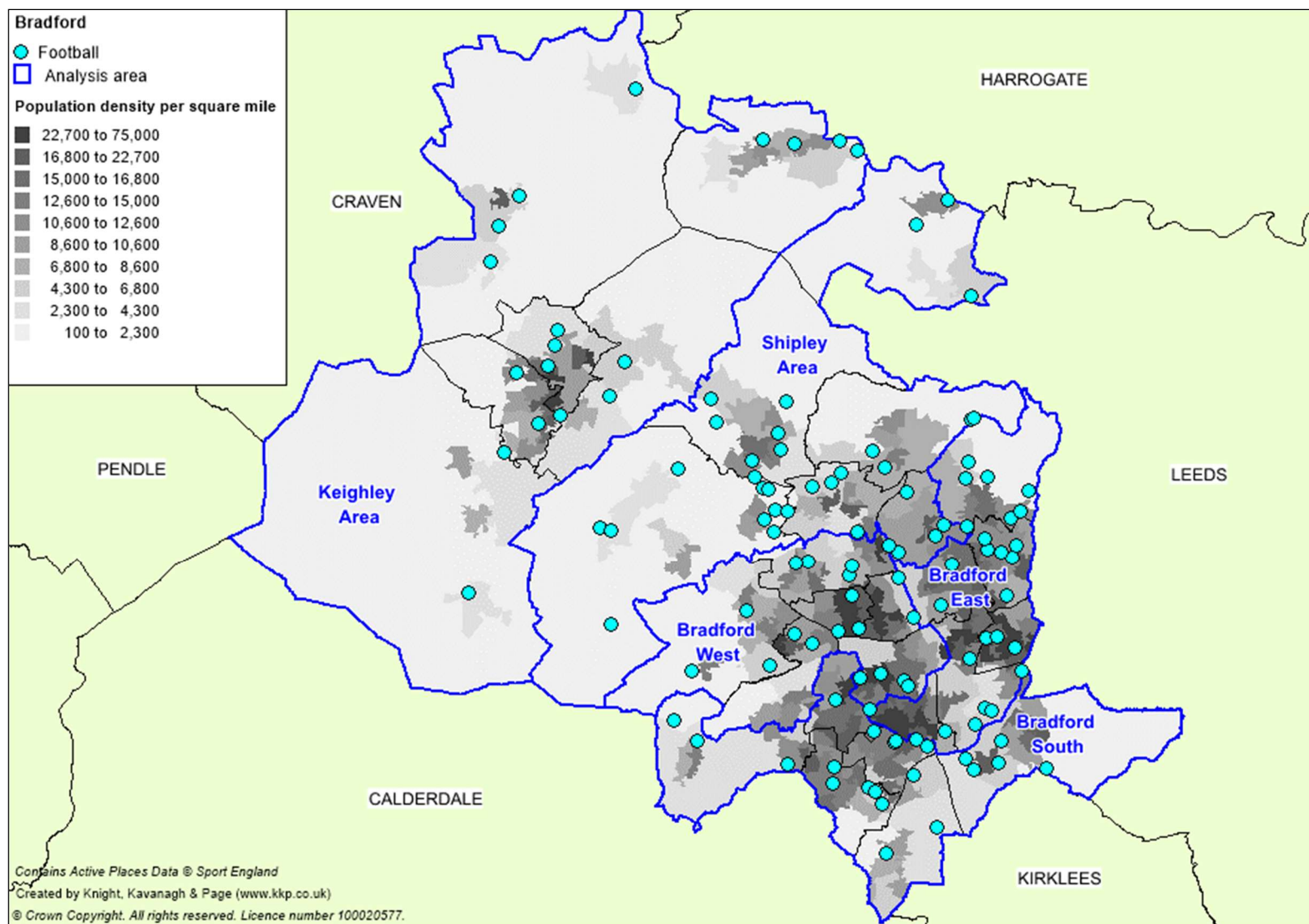
The closure of the Richard Dunn Sports Centre will see the facility replaced with a new indoor sports facility and three grass football pitches. The size of these pitches is currently unknown but they will contribute to the supply of grass football provision available to for community use. The Football Foundation was asked to comment on the planning condition for the development at Odsal Playing Fields.

From the commencement of the 2018/19 season a grass adult pitch which will be marked and maintained at Cougar Park. It will be used by Steeton AFC, with the Club renting the site from Keighley Cougars RLFC. However, it will be the football club's responsibility to maintain the pitch.

Wyke Wanderers FC will relocate in to Bradford District from the start of the 2019/20 season; specifically, to Wyke Community Sports Village. The new site is to be developed and will consist of four grass pitches, three of which will be for football, alongside a full size 3G pitch; with appropriate changing provision. The format of the grass pitches is unknown at this stage. Planning permission was previously granted for the site but may need revising to meet current levels of demand.

# BRADFORD DISTRICT PLAYING PITCH STRATEGY ASSESSMENT REPORT

Figure 2.1: Map showing grass football pitches in Bradford District



# BRADFORD DISTRICT PLAYING PITCH STRATEGY ASSESSMENT REPORT

---

## ***Security of tenure***

The majority of teams across Bradford District play on local authority managed pitches and are therefore considered to be secure for at least the next three years as part of the Council's maintained sports and leisure provision offering.

An exception to this is found at schools and academies that state their own policies and are more likely to restrict levels of community use. In total, 12 education providers do not allow community use of some or all of their football pitches:

- ◀ Ashlands Primary School (Keighley Area)
- ◀ Beckfoot Upper Heaton Academy (Bradford West)
- ◀ Cavendish Primary School (Bradford East)
- ◀ Dixons McMillan Academy & Dixons Trinity Academy (Bradford West)
- ◀ Fagley Primary School (Bradford East)
- ◀ Fairfield Primary School (Bradford South)
- ◀ Idle CE Primary School (Bradford East)
- ◀ Long Lee Primary School (Keighley Area)
- ◀ St Bede's & St Joseph's Catholic College (Bradford West)
- ◀ St John's CE Primary School (Bradford South)
- ◀ St Joseph's Catholic Primary A Voluntary Academy (Keighley Area)
- ◀ St Matthew's CE Primary School (Bradford South)

The reasons for not allowing community use vary. The most common example is that the schools want to protect pitches for curricular and extra-curricular purposes due to existing quality issues. Other reasons include staffing issues, health and safety issues and a lack of profitability.

Conversely, across Bradford District there are 20 educational providers are being accessed by football clubs for pitches. It is crucial that community use agreements are entered into by clubs which access these sites, as without one, external use can be stopped at any point, devoid of any warning.

Some clubs may seek community asset transfer agreements for council owned sites, which would then enable clubs to source external funding for pitch and/or ancillary improvements. Terms of these agreements generally have clubs taking on the maintenance of sites which removes the burden of need from the Council's budget.

Five community clubs in Bradford District own their respective home grounds guaranteeing security of tenure, three of these clubs are in the football pyramid and require security of tenure as part of the minimum league requirements.

Both Ilkley Town FC and Salts FC are members of separate sports associations owning home venues. As part of these larger sports associations sites are shared with other sports with each sport represented on a board which manages the site. Being members of these sports associations provides these two clubs with security of tenure.

Most responding clubs (72%) report that primary home venues are rented, with most of these renting from the Council; 18 clubs rent pitches from schools; with four clubs indicating that they directly rent pitches from other sports clubs.

# BRADFORD DISTRICT PLAYING PITCH STRATEGY ASSESSMENT REPORT

A number of clubs (14) report that they lease home venues on long term agreements, including Bradford City AFC which reportedly leases its home venue from a private company. Seven of the responding clubs report that lease agreements have been made with the Council, with Oakworth Juniors FC reporting that it has a 20 year agreement in place, with the Council remaining responsible for site maintenance.

Queensbury Celtic FC reports that its previous lease agreement at Pit Lane had 20 years remaining. This has since been renewed with a new expiration of May 2033, providing the Club with security of tenure, whilst also meeting the preferred threshold to access external funding. Ancillary provision on site is reportedly owned by the Club freehold.

Alpha Juniors FC indicates that it aspires to obtain a lease agreement for Woodhead Recreation Ground, to enable the Club to improve the site by reducing unofficial use. Securing a lease agreement would also support the Club's ambitions to build a clubhouse facility on site, providing changing rooms, toilet provision and a social space for club members.

## **Pitch quality**

The quality of football pitches across Bradford District have been assessed via a combination of site visits (using non-technical assessments as determined by the FA) and user consultation to reach and apply an agreed rating as follows:

- ◀ Good
- ◀ Standard
- ◀ Poor

Pitch quality primarily influences the carrying capacity of a site; often pitches lack the drainage and maintenance necessary to sustain levels of use. Pitches that receive little to no ongoing repair or post-season remedial work are likely to be assessed as poor, therefore limiting the number of games they are able to accommodate each week without it having a detrimental effect on quality.

Conversely, well maintained pitches that are tended to regularly are likely to be of a higher standard and capable of taking a number of matches without a significant reduction in surface quality.

The percentage parameters used for the non-technical assessments were as follows: Good (>80%), Standard (50-80%), Poor (<50%). The final quality ratings assigned to the sites also consider the user quality ratings gathered from consultation.

The table below summarises the quality of pitches that are available for community use in Bradford District. In total, 19 pitches are assessed as good quality, 153 as standard quality and 45 as poor quality.

*Table 2.3: Pitch quality assessments (community use pitches)*

Analysis area	Adult pitches			Youth pitches			Mini pitches		
	Good	Standard	Poor	Good	Standard	Poor	Good	Standard	Poor
Bradford East	3	21	2	1	8	1	2	17	1
Bradford South	-	12	9	-	11	1	-	6	1
Bradford	1	8	1	-	5	-	-	3	-



# BRADFORD DISTRICT PLAYING PITCH STRATEGY ASSESSMENT REPORT

Analysis area	Adult pitches			Youth pitches			Mini pitches		
	Good	Standard	Poor	Good	Standard	Poor	Good	Standard	Poor
West									
Keighley Area	2	8	6	-	9	4	-	6	6
Shipley Area	3	23	6	-	11	3	7	5	4
<b>Total</b>	<b>9</b>	<b>72</b>	<b>24</b>	<b>1</b>	<b>44</b>	<b>9</b>	<b>9</b>	<b>37</b>	<b>12</b>

Generally, clubs across Bradford District acknowledge that the quality of pitches has declined in recent seasons due to a reduction in the maintenance programme undertaken by the Council. Despite this, many note that some sites with drainage problems have these issues due to basic maintenance.

The mini pitches at Ben Rhydding Sports Centre (Keighley Area), utilised by Ilkley Town FC is considered to have good drainage, but the quality of the pitches is compromised by heavy use. This is also found on the adjacent site, Ilkley Grammar School, with the youth pitches on the site having good drainage whilst also being subject to heavy use.

The school notes that site fencing which was damaged during the installation of the 3G pitch was due to be repaired by the installation team and that this is yet to be corrected, meaning one of the youth 11v11 pitches is used less frequently due to unofficial use.

The pitches at Marley Sports Centre would be considered standard quality if the drainage was improved, as the maintenance programme undertaken on site is of an adequate quality. Conversely the drainage at Nab Wood Sports Centre/Samuel Lister Academy is considered adequate, yet the overall quality is adversely impacted by the poor maintenance. Users of the site have highlighted that this requires improvement, whilst the cost of hiring pitches on the site also needs addressing.

Bradford City AFC reports that although the pitch is of a good quality and is considered adequate to accommodate professional football regularly, the drainage system underneath the pitch does require some work to sustain the high pitch quality throughout the winter months.

Clubs reports that football pitches at the following sites across Bradford suffer from poor drainage:

- ✦ Addingham Recreation Ground (Keighley Area)
- ✦ Baildon Trinity Athletic FC – The Dell (Shipley Area)
- ✦ Claremont Recreation Ground (Shipley Area)
- ✦ Eldwick Recreation Ground (Shipley Area)
- ✦ Foster Park (Shipley Area)
- ✦ Hanson Academy (Bradford East)
- ✦ Harold Park (Bradford South)
- ✦ Marley Sports Centre (Keighley Area)
- ✦ Oxenhope AFC (Keighley Area)
- ✦ Titus Salt School (Shipley Area)
- ✦ Westwood Park Cricket & Football Club (Bradford South)
- ✦ Marshfield Playing Fields (Bradford South)

Eldwick Recreation Ground was subject to S106 funding eight years ago, which was used to level the site with a drainage system installed. Eldwick Juniors FC, primary users of the site, report that the clay based soil from the site was placed back on top of the works, rendering

# BRADFORD DISTRICT PLAYING PITCH STRATEGY ASSESSMENT REPORT

the drainage system inadequate. This has meant that, although the pitches are level, the drainage of the site has not improved despite an adequate level of maintenance from the Council.

For a full breakdown of quality ratings at each site, please refer to Table 2.13.

## **FA Pitch Improvement Programme (PIP)**

With quality of grass pitches becoming one of the biggest influences on participation in football, the FA has made it a priority to work towards improving quality of grass pitches across the country. This has resulted in the creation of the FA Pitch Improvement Programme (PIP). As part of the PIP, grass pitches identified as having quality issues undergo a pitch inspection from a member of the Institute of Groundsmanship (IOG).

### **Over marked pitches**

Over marking of pitches can cause notable damage to surface quality and lead to overuse beyond recommended capacity. In some cases, mini or youth pitches may be marked onto adult pitches or mini matches may be played widthways across adult or youth pitches. This can lead to targeted areas of surface damage due to a large amount of play focused on high traffic areas, particularly the middle third of the pitch.

Over marking of pitches not only influences available capacity, it may also cause logistical issues regarding kick off times; for example, when two teams of differing age formats are due to play at the same site at the same time.

There are also some football pitches in Bradford District that are marked onto or overlapping cricket outfield, as seen in the table below. This can create availability issues at multi-sport sites as the cricket season begins in April when the football season is still ongoing and the football season begins in August as cricket fixtures are still being played.

School sites and sites accessed by mini and junior teams are often overmarked to meet user requirements, in the case of the former this can mean a change of sport. When community football clubs do access provision for mini and junior teams they may mark pitches with cones as opposed to formal line markings. Although this can eliminate confusion generated from various pitches permanently being marked out; it does not remove the impact of a pitch being used with increased frequency. This has been factored in when considering current play on many pitches throughout the District.

*Table 2.4: Sites containing over marked pitches*

Site ID	Site	Analysis area	Overmarking
13	Bankfoot Cricket Ground	Bradford South	An adult football pitch overmarked on a cricket outfield.
21	Bingley Grammar School	Shipley Area	Marked for both rugby union and football throughout the school year.
79	Eldwick Recreation Ground	Shipley Area	Two 7v7 pitches marked on tip of a n adult pitch.
120	Ilkley Grammar School	Keighley Area	A youth 11v11 pitch which is marked for rugby union when required.
153	Newhall Park Primary School	Bradford South	A mini 7v7 pitch is marked on to a youth 11v11 pitch.
189	Southfield Vocational	Bradford South	A youth 11v11 pitch which is marked for



# BRADFORD DISTRICT PLAYING PITCH STRATEGY ASSESSMENT REPORT

Site ID	Site	Analysis area	Overmarking
	Centre/Grange Technology College		9v9 when required by the School.
887	Cottingley Village Primary	Shipley Area	Youth 11v11 and 9v9 pitches which are marked as required. Occasionally used by mini teams with pitches marked with cones.

## Ancillary facilities

Similar to football pitches, the quality of ancillary facilities across Bradford District has been assessed via a combination of site visits and user consultation to reach and apply an agreed rating as follows:

- ◀ Good
- ◀ Standard
- ◀ Poor

Ancillary facility rating is primarily influenced by the type of amenities which are available on a site accompanied by their quality, such as a clubhouse, changing rooms, showering provision, car parking, dedicated official and spectator facilities and boundary fencing.

The percentage parameters used for the non-technical assessments were as follows; Good (>67%), Standard (34-66%), Poor (<34%). The final quality ratings assigned to the sites also consider the user quality ratings gathered from consultation.

The table below identifies known ancillary facility quality for local authority managed football sites across Bradford District which are available for community use.

*Table 2.5: Summary of Council managed community available ancillary facility quality*

Site ID	Site name	Analysis area	Quality	Comments
10	Avenue Road Playing Field	Bradford East	Standard	Standard quality with a sufficient number of changing rooms to service all pitches
19	Bierley Recreation Ground	Bradford South	Poor	Sufficient to service the number of pitches on the site, but both the internal and external of the facility requires improvement
38	Bronte Playing Fields	Keighley Area	Good	Sufficient changing rooms to service demand. Well maintained with ensuite facilities.
80	Emsley Memorial Recreation Ground	Bradford South	Standard	No separate changing rooms now for adult open age football. It can only use the rugby changing rooms when the juniors are not at home. This has caused a few problems in August/September.
94	Greengates Recreation Ground	Bradford East	Standard	Ensuite changing rooms and an officials' room. The facility is of standard quality but there are no spectator toilets meaning that changing rooms must be accessed.
99	Harold Park	Bradford South	Standard	The changing rooms have been closed due to being inadequate. The teams who play at the site now have changing

## BRADFORD DISTRICT PLAYING PITCH STRATEGY ASSESSMENT REPORT

Site ID	Site name	Analysis area	Quality	Comments
				facilities at a local public house.
112	Horsfall Playing Fields	Bradford South	Poor	The size of the provision on site is good, as is the wealth of said provision. However, the quality is adequate, though appears dated.
143	Marley Sports Centre	Keighley Area	Good	Sufficient ensuite changing provision for all pitches; with separate changing rooms for disabled participants which can be used to prevent safeguarding issues.
150	Myra Shay Playing Fields	Bradford East	Good	Good quality provision that can service all pitches. All changing rooms have toilets and showers, although insufficient storage on site means some changing rooms double up when not in use by teams.
155	Northcliffe Park	Shipley Area	Poor	Good size of provision but the quality is poor given that they appear dated and requiring investment. Communal toilets and showers neither of which are attached to walls.
170	Peel Park	Bradford East	Good	Good size of provision with adequate provision. Some modernisation of the internal of the building and removal of graffiti to the exterior would improve the provision further.
188	Silsden Park	Keighley Area	Standard	Good quality facilities but a lack of spectator toilets, storage and a medical room adversely impact overall quality.

Overall the quality of ancillary provision in Bradford is of a standard quality. There are some sites which suffer from vandalism or require modernisation but it appears that many sites with ancillary provision have insufficient changing rooms to service all pitches. The size of changing rooms was consistently good but the maintenance of facilities varies.

Some sites do not provide separate spectator toilets which could cause issues, particularly if changing rooms are secured during sessions. A number of sites have ensuite facilities, reducing the potential risk of any safeguarding issues from occurring.

Ancillary provision at Bronte Playing Fields is considered good quality, providing six ensuite changing rooms, general use toilets, a social space and a kitchen. The clubhouse for Oakworth Juniors FC meets its requirements.

It is reported that changing provision at Eldwick Recreation Ground is rarely used by clubs. There are two changing rooms available, but one has since been converted to a storage and tea area. Eldwick Juniors FC report ambitions to extend the building, adding toilets for teams. The Club is seeking to self-fund this development.

# BRADFORD DISTRICT PLAYING PITCH STRATEGY ASSESSMENT REPORT

Ancillary provision at Pit Lane, home of Queensbury Celtic FC is considered poor quality, consisting of one changing room and inadequate parking. The Club notes that it is to receive Football Foundation funding for new ancillary facilities. The new building will consist of a communal area and two changing rooms, alongside improved car parking.

Both Ilkley Town FC and Ilkley Grammar School note a desire for a new changing pavilion on Ilkley Grammar School (Ben Rhydding), the school's off site playing fields. The current provision is considered dated and does not service all pitches on site simultaneously which can be an issue for the Club.

## *FA's Safeguarding Operating Standards*

West Riding FA is now required to comply with FA safeguarding operating standards. As part of this, WRFA recognises and advocates all football pitches require, as a minimum, access to toilet facilities for players for safeguarding and health & safety purposes. Furthermore, it is expected that pitch providers work in partnership with site users to ensure that the associated changing room and toilet requirements are accessible. Though WRFA strives to obtain this as a minimum requirement across its administrative areas, it is key to acknowledge that it does not have ownership or influence over all sites used for affiliated football and whilst it is able to influence and support site provision through partnership working (especially with local authorities), it is not directly able to do so at all sites such as those which may be privately operated.

## **Football pyramid demand**

The National League System is a series of interconnected leagues for adult men's football clubs in England. It begins below the football league (the National League) and comprises of seven steps, with various leagues at each level and more leagues lower down the pyramid than at the top. The system has a hierarchical format with promotion and relegation between the levels, allowing even the smallest club the theoretical possibility of rising to the top of the system.

Clubs within the step system must adhere to ground requirements set out by the FA. The higher the level of football being played the higher the requirements. Clubs cannot progress into the league above if the ground requirements do not meet the correct specifications. Ground grading assesses grounds from A to H, with 'A' being the requirements for Step 1 clubs.

Bradford City FC is the only professional club that plays above the football pyramid in Bradford District. A further eight clubs play within the football pyramid, as shown in Table 2.6.

*Table 2.6: Summary of teams playing within the football pyramid structure*

Team	League	Level	Home venue
Bradford City AFC	English Football League - League One	Pro	Valley Parade
Bradford Park Avenue	National League North	Step 2	Horsfall Stadium
Thackley FC	Northern Counties East Football League - Premier Division	Step 5	Thackley Cricket & Football Club
Eccleshill United FC	Northern Counties East Football League - Premier Division	Step 5	Eccleshill United Sports Club

## BRADFORD DISTRICT PLAYING PITCH STRATEGY ASSESSMENT REPORT

Team	League	Level	Home venue
Silsden FC	North West Counties League - Premier Division	Step 5	Silsden Sports Club
Campion FC	Northern Counties East Football League - Division One	Step 6	Manningham Mills Sports Ground
Steeton FC	North West Counties League – Division One	Step 6	Keighley Cougars (Cougar Park)
Field FC	West Yorkshire Association League - Premier Division	Step 7	Field Sports & Social Club
Ilkley Town FC	West Yorkshire Association League - Premier Division	Step 7	Ilkley Grammar School (3G)
Salts FC	West Yorkshire Association League - Premier Division	Step 7	Salts (Saltaire) Sports Association
Bradford Olympic FC	West Riding County Amateur League - Premier	Step 7	Eccleshill United Sports Club
Toller FC	West Riding County Amateur League - Premier	Step 7	Thornton Recreation Centre (3G)
Route One Rovers	West Riding County Amateur League - Premier	Step 7	Esholt Sports & Social Club
PFC	West Riding County Amateur League - Premier	Step 7	University of Bradford (3G)
Toller FC	West Riding County Amateur League - Premier	Step 7	The Zara Sports Centre (3G)
Steeton Reserves	West Riding County Amateur League - Premier	Step 7	Doris Wells Foundation Ground

In addition to the above, three clubs; Oxenhope Recreation FC, Bingley Town and Baildon Trinity Athletic are just one or two promotions away from entering Step 7 of the football pyramid. If successful this would result in each club being required to adhere to minimum ground specifications.

Bingley Town highlight issue with finding sufficient facilities to help them meet Step 7 League criteria and as such is looking to play from Marley Sports Centre in the short term.

Ilkley Town FC indicates that the Club's current facilities at Ben Rhydding Sports Club does not currently meet minimum league requirements for Step 7, with a lack of dedicated player toilets and an officials' room, two issues which need resolving in the short term. Should the Club be promoted to Step 6 of the pyramid then significant improvements would have to be made to the site, including correcting the aforementioned issues, along with, a need to provide some spectator seating; floodlighting for the pitch and technical areas.

Esholt Sports & Social Club, accessed by Route One Rovers (Step 7) does not currently meet minimum requirements for Step 6, meaning that if the Club was to be promoted, which it has reported ambitions to, site improvements or an alternative venue would be required.

All other clubs in the football pyramid, within Bradford District, are considered to meet minimum ground requirements for respective home venues, with no other clubs reporting any issues with this; although the facilities at Horsfall Stadium are dated when compared to those utilised by other clubs competing at Step 2.

# BRADFORD DISTRICT PLAYING PITCH STRATEGY ASSESSMENT REPORT

---

In addition to the above, Albion Sports FC is nominally a Bradford based football club, but has been forced to relocate to Throstle Nest (Leeds), the home venue of Farsley Celtic FC. This is due to a lack of adequate provision in Bradford District, to meet Step 5 criteria. The Club would prefer to be based in Bradford District but would require a site to meet, at least, Step 5 minimum ground requirements.

A requirement for security of tenure may impact the progression of some clubs through the pyramid, with this needed at each stage. Tenure can be secured either through long term lease agreements, site ownership or long term community use agreements.

A common issue for clubs entering the pyramid is changing facilities. For Step 7, existing dressing room dimensions will be in order, provided that they are of a minimum of 12 square metres, excluding shower and toilet areas. However, clubs wishing to progress should be aware of the need to increase to a minimum of 18 square metres. Where clubs are planning to build new changing rooms, these must be planned to be a minimum size of 18 square metres, excluding shower and toilet areas.

The general principle for clubs in the football pyramid is that they have to achieve the appropriate grade by March 31st of their first season after promotion, which therefore allows a short grace period for facilities to be brought up to standard. This, however, does not apply to clubs being promoted to Step 7 (as they must meet requirements immediately).

## ***Women's National League System***

Correspondingly there is a Women's National League System similar to the adult men's which provide structure to the women's game. This ranges from Tier 1 (FA Women's Super League) to Tier 7 (West Riding County Women's League, Premier Division) with each step requiring differing ground grading requirements.

Although women's clubs still require to meet ground requirements set out by the FA these differ from the men's National League System. Ratings range from grade A to C each with differing minimum requirements. Step 1 and 2 in the Women's National League System is akin to Step 3 and four of the men's National League System, however, not exactly the same.

The system is also hierarchical format with promotion and relegation between the levels, allowing even the smallest club the theoretical possibility of rising to the top of the system.

In the 2018/19 football season a total of three teams in the Bradford District are playing within the women's national league system:

- ◀ Bradford City Women's FC (Tier 3)
- ◀ Bradford Park Avenue Ladies FC (Tier 7)
- ◀ Silsden AFC Ladies (Tier 7)

It should be noted that a number of other clubs based outside of the District do import some demand in to Bradford to access provision, including Guiseley Vixens (Tier 3), Huddersfield Town (Tier 3), Brighouse Town (Tier 4), Leeds Ladies (Tier 4), Farsley Celtic (Tier 5) and Brighouse Athletic (Tier 7).

# BRADFORD DISTRICT PLAYING PITCH STRATEGY ASSESSMENT REPORT

## 2.3: Demand

Through the audit and assessment, 618 teams identified as playing on formal pitches within Bradford District. This consists of 148 adult men's, nine adult women's, 237 youth boys', 21 youth girls' and 203 mini mixed teams. Youth 11v11 football is the most prominent format of play, whilst mini 5v5 football is the least common, with just under 100 teams playing this format.

*Table 2.7: Summary of competitive teams currently playing across Bradford District*

Analysis area	No. of teams					Total
	Adult	Youth 11v11	Youth 9v9	Mini 7v7	Mini 5v5	
Bradford East	27	33	27	26	18	<b>131</b>
Bradford South	34	28	15	20	17	<b>114</b>
Bradford West	27	25	14	10	7	<b>83</b>
Keighley Area	42	31	20	14	17	<b>124</b>
Shipley Area	27	40	25	37	37	<b>166</b>
<b>Total</b>	<b>157</b>	<b>157</b>	<b>101</b>	<b>107</b>	<b>96</b>	<b>618</b>

Bradford West Analysis Area has the lowest number of football teams; which is reflective of the number of grass pitches available for community use in the Area. Similarly, the largest number of teams play in the Shipley Analysis Area which also reflects that it has the greatest supply of grass pitch provision.

Three senior men's teams are playing regular home fixtures on youth 11v11 size pitches representing Burley Trojans FC, Fairbank United and Manningham Allstars FC. Although not ideal, it should be noted that a youth 11v11 pitch does meet minimum dimensions required for an adult pitch, meaning that adult teams can be accommodated (as long as the goal posts are also appropriately size).

### ***Displaced demand***

Displaced demand refers to any demand from neighbouring local authorities that accesses facilities within the study area due to a lack of available facilities in other local authorities where such team or club is based. Conversely it also refers to Bradford District demand which is accessing provision in neighbouring authorities.

Some teams are imported in to Bradford District from neighbouring authorities such as Calderdale, Leeds and Kirklees; however, it is considered that a similar number of teams are also exported outside of the District to access provision, either out of choice or to attend central venues as arranged by leagues. As such it is unquantifiable to accurately identify figures for either exported or imported demand, meaning that it is considered that these figures are similar and will remain as such for the foreseeable future.

### ***Latent demand***

Latent demand refers to potential demand; individuals who would like to participate within the sport but do not do so. This can be for a variety of reasons including a lack of pitches or appropriate facilities. Clubs that report latent demand and the reasons provided for this latent demand can be seen overleaf.

## BRADFORD DISTRICT PLAYING PITCH STRATEGY ASSESSMENT REPORT

Table 2.8: Clubs that report latent demand and the reasons provided

Club	Need for more match pitches?	Need for more/better training facilities?	Need for better/more appropriate changing provision?
Alpha Juniors FC	No	Yes	Yes
Eldwick Juniors	Yes	Yes	No
Ilkley Town FC	Yes	No	Yes
Manningham Allstars FC	Yes	Yes	No
Park Avenue Juniors FC	Yes	No	Yes
Queensbury Celtic FC	Yes	Yes	Yes
<b>Total</b>	<b>6</b>	<b>5</b>	<b>5</b>

The majority of clubs which express any form of latent demand across Bradford District indicate that they would be able to field additional teams if they had access to more match pitches. Whilst an increase and improvement of both training provision and ancillary facilities were also cited as inhibiting factors.

It should be noted that no club quantifies a specific number of teams which they believe they could grow by through latent demand; instead, they indicate general ambitions of growth across the differing age groups.

Much of the latent demand expressed by clubs is focussed on the development of junior girls' football, with many clubs highlighting that a lack of appropriate changing provision, as well as available pitches hindering the creation of these teams.

### **Unmet demand**

Unmet demand is existing demand that is not getting access to pitches. It is usually expressed, for example, when a team is already training but is unable to access a match pitch, or when a league has a waiting list due to a lack of pitch provision, which in turn is hindering the growth of the league. No unmet demand is expressed by responsive clubs in study area.

### **Future demand**

#### *Participation increases*

In total 32 clubs' report aspirations to increase the number of teams they are providing a predicted growth of 78 teams, as seen in the table below.

Table 2.9: Potential team increases identified by clubs

Club	Analysis area	Future demand (teams)	Pitch type required	Match equivalent sessions <sup>4</sup>	Grass or 3G
AFC Titans	Bradford East	Senior men's	Adult	0.5	Grass
AFC Wibsey	Bradford South	Senior men's	Adult	0.5	Grass

<sup>4</sup> Two teams require one pitch to account for playing on a home and away basis; therefore, 0.5 pitches can therefore be seen in the table where there is latent demand for one team.



# BRADFORD DISTRICT PLAYING PITCH STRATEGY ASSESSMENT REPORT

Club	Analysis area	Future demand (teams)	Pitch type required	Match equivalent sessions <sup>4</sup>	Grass or 3G
Alpha Juniors FC	Bradford West	Youth 9v9 Boys'	Youth 9v9	0.5	Grass
Athletico Academy FC	Bradford South	Mini 5v5	Mini 5v5	0.5	Grass
		Youth 9v9 Boys' x2	Youth 9v9	1	Grass
		Youth 11v11 Boys'	Youth 11v11	0.5	Grass
		Senior men's	Adult	0.5	Grass
Bradford Central FC	Bradford West	Youth 9v9 Boys'	Youth 9v9	0.5	Grass
Bradford City Women's FC	Bradford East	Mini 5v5	Mini 5v5	0.5	Grass
		Youth 9v9 Girls'	Youth 9v9	0.5	Grass
Bradford Gateway FC	Bradford East	Senior men's	Adult	0.5	Grass
Cottingley Dynamo JFC	Shipley Area	Mini 5v5 x2	Mini 5v5	1	Grass
Drop Kick United	Bradford South	Youth 9v9 Boys'	Youth 9v9	0.5	Grass
		Youth 11v11 Boys'	Youth 11v11	0.5	Grass
Eldwick FC	Shipley Area	Senior men's	Adult	0.5	Grass
Edwick Juniors FC & Baildon Trinity AFC (combined)	Shipley Area	Youth 11v11 Boys'	Youth 11v11	0.5	Grass
FC Sporting Keighley	Keighley Area	Senior men's	Adult	0.5	Grass
Fairbank United	Bradford West	Youth 9v9 Boys'	Youth 9v9	0.5	Grass
Field AFC	Bradford South	Senior men's	Adult	0.5	Grass
Idle FC	Bradford East	Senior men's	Adult	0.5	Grass
Ilkley Town FC	Keighley Area	Youth 9v9 Girls' x4	Youth 9v9	2	3G
		Youth 11v11 Girls' x2	Youth 11v11	1	3G
Manningham Allstars FC	Bradford West	Youth 9v9 Girls'	Youth 9v9	0.5	Grass
		Youth 9v9 Boys'	Youth 9v9	0.5	Grass
Oakworth Juniors FC	Keighley Area	Youth 9v9 Girls'	Youth 9v9	0.5	Grass
Oxenhope Recreation FC	Keighley Area	Youth 11v11 Boys'	Youth 11v11	0.5	Grass
Park Avenue Juniors FC	Bradford South	Mini 5v5 x2	Mini 5v5	1	Grass
		Youth 9v9 Boys'	Youth 9v9	0.5	Grass
		Youth 11v11 Boys' x2	Youth 11v11	1	Grass
		Senior men's	Adult	0.5	Grass
Phoenix Juniors FC	Bradford West	Mini 5v5 x2	Mini 5v5	1	3G
		Mini 7v7 x2	Mini 7v7	1	3G
		Youth 9v9 Girls'	Youth 9v9	0.5	3G
		Youth 9v9 Boys'	Youth 9v9	0.5	3G



## BRADFORD DISTRICT PLAYING PITCH STRATEGY ASSESSMENT REPORT

Club	Analysis area	Future demand (teams)	Pitch type required	Match equivalent sessions <sup>4</sup>	Grass or 3G
Queensbury Celtic FC	Bradford South	Youth 9v9 Girls' x2	Youth 9v9	1	Grass
		Youth 11v11 Girls' x2	Youth 11v11	1	Grass
Sandy Lane JFC	Bradford West	Mini 5v5 x2	Mini 5v5	1	3G
Scholemoor Rovers FC	Bradford South	Senior men's	Adult	0.5	Grass
Shapla FC	Bradford West	Youth 11v11 Boys'	Youth 11v11	0.5	Grass
Shelf Juniors FC	Bradford South	Mini 5v5 x3	Mini 5v5	1.5	Grass
		Mini 7v7 x3	Mini 7v7	1.5	Grass
		Youth 9v9 Boys' x2	Youth 9v9	1	Grass
		Youth 9v9 Girls'	Youth 9v9	0.5	Grass
		Youth 11v11 Boys' x2	Youth 11v11	1	Grass
		Youth 11v11 Girls'	Youth 11v11	0.5	Grass
Thackley FC	Bradford East	Senior men's	Adult	0.5	Grass
Thackley Juniors FC	Bradford East	Mini 5v5 x2	Mini 5v5	1	Grass
		Mini 7v7	Mini 7v7	0.5	Grass
		Youth 9v9 Girls'	Youth 9v9	1	Grass
		Youth 11v11 Boys'	Youth 11v11	0.5	Grass
Thornton United	Bradford West	Mini 5v5 x2	Mini 5v5	1	3G
Tyersal FC	Bradford South	Senior men's	Adult	0.5	Grass
West Horton FC	Bradford West	Senior men's	Adult	0.5	3G
Wyke Wanderers FC	Bradford South	Senior men's	Adult	0.5	Grass
		Youth 9v9 Girls'	Youth 11v11	0.5	Grass
		Youth 11v11 Girls'	Youth 9v9	0.5	Grass
<b>Total</b>				<b>39</b>	

The total future demand expressed amounts to 39 match equivalent sessions. It should be noted that unless expressed otherwise, future teams are allocated to the same analysis area as those representing the Club at present.

The largest amount of future demand, in relation to pitch type, will be for youth 9v9 pitches, with clubs, collectively, planning an additional 25 future youth 9v9 teams equating to 12.5 match equivalent sessions per week which will need to be accommodated. Clubs report aspirations to create 14 additional adult teams, meaning an additional seven match equivalent sessions will need to be supported. Additionally, clubs state aspirations for 16 youth 11v11 teams (eight match equivalent sessions), six mini 7v7 teams (three match equivalent sessions) and 17 mini 5v5 teams (8.5 match equivalent sessions).

## BRADFORD DISTRICT PLAYING PITCH STRATEGY ASSESSMENT REPORT

Of note is the cooperation between Eldwick Juniors FC and Baildon Trinity AFC, which plan to establish a youth 11v11 boys' team at the U13 age group, to provide players associated with each club the opportunity to play competitive matches, which they would otherwise miss out on given the squad sizes for this age group at both clubs.

Additional teams for Wyke Wanderers FC are part of the conditions for funding for the Wyke Community Sports Village development.

Nominally a Calderdale based club, Shelf Juniors FC has plans to establish four pitches (one of each size) on a site located in Calderdale. As such, the future demand in referenced in Table 2.9 is not included in the final analysis.

Table 2.10: Club aspirations by analysis area (to be accommodated on grass)<sup>5</sup>

Analysis area	Desired future demand (match equivalent sessions per week)				
	Adult	Youth 11v11	Youth 9v9	Mini 7v7	Mini 5v5
Bradford East	2	1	1.5	0.5	1.5
Bradford South	3.5	4	3.5	-	1.5
Bradford West	-	1	2.5	-	-
Keighley Area	0.5	1	0.5	-	-
Shipley Area	0.5	1.5	-	-	1
<b>Total</b>	<b>6.5</b>	<b>8.5</b>	<b>8</b>	<b>0.5</b>	<b>4</b>

Bradford South Analysis Area has the majority of anticipated future demand with 16.5 match equivalent sessions, with over half of this future demand from youth teams (11v11 and 9v9).

### Population increases

Team generation rates are used to calculate the number of teams likely to be generated in the future (2030) based on population growth. It is predicted that there will be a potential increase of nine youth 11v11 boys' teams when TGRs are applied across the District.

Table 2.11: Team generation rates (2030)

Age group	Current population within age group	Current no. of teams <sup>6</sup>	Team Generation Rate	Future population within age group	Predicted future number of teams (2030)	Additional teams that may be generated from the increased population
Senior Men's (16-45)	107,027	177	1:605	102,775	170.0	0
Senior Women (16-45)	105,406	11	1:9582	101,420	10.6	0
Youth Boys (12-15)	14,726	116	1:127	15,879	125.1	9
Youth Girls (12-15)	14,220	10	1:1422	15,539	10.9	0
Youth Boys (10-11)	7,815	92	1:85	7,751	91.2	0
Youth Girls (10-11)	7,769	9	1:863	7,422	8.6	0
Mini-Soccer Mixed (8-9)	16,216	107	1:152	14,859	98.0	0
Mini-Soccer Mixed (6-7)	16,464	96	1:172	14,697	85.7	0

<sup>5</sup> Future demand for Shelf Juniors FC has been excluded from the figures as it will not be accommodated in the District.

<sup>6</sup> Age group team numbers differ from Table 2.6 as forecasts are based on age rather than playing format. U17 and U18 teams affiliate to their respective County FA as juniors, however, are generally considered to play on and require adult pitches and are considered by age boundaries to be in the adult age group

# BRADFORD DISTRICT PLAYING PITCH STRATEGY ASSESSMENT REPORT

## 2.12: Team generation rates (by analysis area)

Age group	Additional teams that may be generated from the increased population (by Analysis Area)					
	Bradford East	Bradford South	Bradford West	Keighley Area	Shipley Area	Total
Senior Men (16-45)	0	0	0	0	0	0
Senior Women (16-45)	0	0	0	0	0	0
Youth Boys (12-15)	1	1	1	1	2	6
Youth Girls (12-15)	0	0	0	0	0	0
Youth Boys (10-11)	0	0	0	0	0	0
Youth Girls (10-11)	0	0	0	0	0	0
Mini-Soccer Mixed (8-9)	0	0	0	0	0	0
Mini-Soccer Mixed (6-7)	0	0	0	0	0	0
<b>Total</b>	<b>1</b>	<b>1</b>	<b>1</b>	<b>1</b>	<b>2</b>	<b>6</b>

When applied by analysis area, TGRs forecast the creation of six youth 11v11 boys' teams, with one new team to be established in each analysis area. The Shipley Analysis Area will see greater growth than the other area, with a forecasted creation of two youth 11v11 boy's teams.

Population increases are likely to result in additional teams in Bradford District; however, when TGRs are applied to individual analysis areas a more detailed representation of where exactly the predicated growth will occur emerges. It is considered that although this figure may be lower than when applied District wide, it provides a more accurate depiction of future teams, with some participation growth being insufficient to establish new teams and therefore being assimilated in to existing playing squads.

Notwithstanding the above, it must be noted that team generation rates are based exclusively on future population forecasts and do not account for societal factors or changes in the way people may wish to play sport. Similarly, they cannot account for specific targeted development work within certain areas or focused towards certain groups, such as NGB initiatives or coaching within schools. For example, there is a focus on developing female participation within Bradford District and nationally which, as mentioned previously, is likely to lead to more women's and girls' teams in the future and therefore increase demand for pitches.

### SSE Wildcats Centres

SSE Wildcats Centres work with County FA qualified coaches to deliver local weekly sessions, which provide opportunities for girls aged five to 11 to develop fundamental skills and experience football in a safe and fun environment. There are already 200 established centres which delivered the SSE Wildcats pilot in 2017, with a further 800 centres to be in place for 2018. As part of the expansion process, organisations extending beyond affiliated clubs to include other providers or community groups were invited to apply in late 2017 to become one of the new centres. All organisations delivering Wildcats centres receive a £900 start-up grant and 30 branded footballs in their first year of running the programme to help develop and increase girl's participation.

In light of FA aspirations to double female participation in football through its Game Changer strategy and the establishment and foreseen future effect of the SSE Wildcats programme, it is likely that the growth in affiliated women's and girl teams may exceed that shown through TGRs, however at present to what extent is not quantifiable.

# BRADFORD DISTRICT PLAYING PITCH STRATEGY ASSESSMENT REPORT

There are currently four SSE Wildcats Centres in Bradford District providing opportunities for girls to participate in football, away from competitive matches. These sessions are located at:

- ◀ Quesbury Celtic FC – Pit Lane
- ◀ Bolton Woods JFC
- ◀ Thackley Juniors – Thackley AFC
- ◀ Sunnah Sports Academy Trust

In addition to the above, Bradford City Community Foundation has expressed an interest in applying for several centres for next year’s allocation (February 2019).

## 2.5: Capacity analysis

The capacity for pitches to regularly provide for competitive play, training and other activity over a season is most often determined by quality. As a minimum, the quality and therefore the capacity of a pitch affect the playing experience and people’s enjoyment. In extreme circumstances, it can result in the inability of a pitch to cater for all or certain types of play during peak and off peak times.

As a guide, The FA has set a standard number of matches that each grass pitch type should be able to accommodate without it adversely affecting its quality. Taking into consideration the guidelines on capacity, the following ratings were used across Bradford District:

Adult pitches		Youth pitches		Mini pitches	
Pitch quality	Matches per week	Pitch quality	Matches per week	Pitch quality	Matches per week
Good	3	Good	4	Good	6
Standard	2	Standard	2	Standard	4
Poor	1	Poor	1	Poor	2

Table 2.13 applies the above pitch ratings against the actual level of weekly play recorded to determine a capacity rating as follows:

<b>Potential capacity</b>	Play is below the level the site could sustain
<b>At capacity</b>	Play matches the level the site can sustain
<b>Overused</b>	Play exceeds the level the site can sustain

### Education sites

To account for curricular/extra-curricular use of education pitches it is likely that use additional to recorded community use will need to be factored into the total current weekly usage. The only time this would not happen is when a school does not use its pitches at all and the sole use is community use. The extent of use added is typically dependent on the level of play, the number of pitches onsite and whether there is access to an AGP elsewhere onsite allowing rotation and protection of impact on grass pitches.

Table 2.13 shows community usage of available pitches. Where not overplayed as a result of community use, school sites are considered to have no spare capacity to accommodate further community use based on assumed curricular and extracurricular activity beyond the level of community use shown in Table 2.13.

## **BRADFORD DISTRICT PLAYING PITCH STRATEGY ASSESSMENT REPORT**

---

School sites which are available for community use but currently do not have any external use have been accredited one match equivalent session per week, per pitch, to indicate use for curricular and extracurricular activity as opposed to being completely unused.

Tenure at school sites is generally considered to be unsecure given the nature of rental unless a formal community use or service level agreement (SLA) exists.

### ***Informal use***

A number of football pitches in the area are on open access sites. As such, these pitches are subject to informal use in the form of dog walkers, unorganised games of football and exercise groups. It must be noted, however, that informal use of these sites is not recorded and it is therefore difficult to quantify on a site-by-site basis. Instead, it is recommended that open access sites be protected through an improved maintenance regime.

## BRADFORD DISTRICT PLAYING PITCH ASSESSMENT

Table 2.13: Football pitch capacity analysis

Site ID	Site name	Analysis area	Community use?	Management	Security of tenure	Pitch type (Dual use)	Pitch size	No. of pitches	Agreed quality rating	Current play (MES)	Site capacity <sup>7</sup> (MES)	Capacity balance <sup>8</sup>	Comments
7	Apperley Bridge Playing Fields	Bradford East	Yes	Council	Secure	Adult		2	Standard	5.5	4	1.5	Two adult pitches overplayed by 1.5 MES per week.
7	Apperley Bridge Playing Fields	Bradford East	Yes	Council	Secure	Mini	(7v7)	1	Standard	0.5	4	-3.5	Pitch has 3.5 MES of potential capacity.
7	Apperley Bridge Playing Fields	Bradford East	Yes	Council	Secure	Youth	(11v11)	1	Standard	2	2	-	Pitch is at capacity.
10	Avenue Road Playing Fields	Bradford East	Yes	Council	Secure	Adult		4	Standard	2	8	-6	Four adult pitches which have six MES of potential capacity.
28	Bradford Academy	Bradford East	Yes	Education	<b>Unsecure</b>	Adult		2	Good	5	6	-1	Two adult pitches which have one MES of potential capacity.
28	Bradford Academy	Bradford East	Yes	Education	<b>Unsecure</b>	Mini	(5v5)	1	Good	2.5	6	-3.5	Pitch has 3.5 MES of potential capacity.
28	Bradford Academy	Bradford East	Yes	Education	<b>Unsecure</b>	Mini	(7v7)	1	Good	3	6	-3	Pitch has three MES of potential capacity.
28	Bradford Academy	Bradford East	Yes	Education	<b>Unsecure</b>	Youth	(11v11)	1	Good	3	4	-1	Pitch has one MES of potential capacity.
67	Derek Ogden Memorial Playing Fields	Bradford East	Yes	Council	Secure	Adult		2	Standard	1.5	4	-2.5	Two adult pitches which have 2.5 MES of potential capacity.
67	Derek Ogden Memorial Playing Fields	Bradford East	Yes	Council	Secure	Mini	(5v5)	1	Standard	2.5	4	-1.5	Pitch has 1.5 MES of potential capacity.
67	Derek Ogden Memorial Playing Fields	Bradford East	Yes	Council	Secure	Mini	(7v7)	1	Standard	3	4	-1	Pitch has one MES of potential capacity.
67	Derek Ogden Memorial Playing Fields	Bradford East	Yes	Council	Secure	Youth	(9v9)	1	Standard	2.5	2	0.5	A youth 9v9 pitch which is overplayed by 0.5 MES per week.
75	Eccleshill Sports & Social Club	Bradford East	Yes	Sports Club	Secure	Adult		1	Standard	0.5	2	-1.5	Pitch has 1.5 MES of potential capacity.
94	Greengates Recreation Ground	Bradford East	Yes-unused	Council	Secure	Adult		1	Standard	0	2	-2	Pitch has two MES of potential capacity.
96	Hanson Academy	Bradford East	Yes	Education	<b>Unsecure</b>	Adult		2	Poor	5.5	2	3.5	Two adult pitches which are overplayed by 3.5 MES per week.
96	Hanson Academy	Bradford East	Yes-unused	Education	<b>Unsecure</b>	Mini	(5v5)	1	Poor	1	2	-1	Pitch has one MES of potential capacity.
96	Hanson Academy	Bradford East	Yes	Education	<b>Unsecure</b>	Youth	(9v9)	1	Poor	3.5	1	2.5	A youth 9v9 pitch which is overplayed by 2.5 MES per week.
122	Immanuel College	Bradford East	Yes-unused	Education	<b>Unsecure</b>	Adult		1	Standard	1	2	-1	Pitch has one MES of potential capacity.
122	Immanuel College	Bradford East	Yes	Education	<b>Unsecure</b>	Mini	(7v7)	2	Standard	3.5	8	-4.5	Two mini 7v7 pitches that have 4.5 MES of potential capacity.
122	Immanuel College	Bradford East	Yes	Education	<b>Unsecure</b>	Youth	(11v11)	1	Standard	5	2	3	A youth 11v11 pitch which is overplayed by three MES per week.
122	Immanuel College	Bradford East	Yes	Education	<b>Unsecure</b>	Youth	(9v9)	1	Standard	5	2	3	A youth 9v9 pitch which is overplayed by three MES per week.
125	Institute Road Recreation Ground	Bradford East	Yes-unused	Council	Secure	Mini	(7v7)	1	Standard	0	4	-4	Pitch has four MES of potential capacity.
134	Laisterdyke Business & Enterprise College	Bradford East	Yes-unused	Education	<b>Unsecure</b>	Adult		1	Standard	1	2	-1	Pitch has one MES of potential capacity.

<sup>7</sup> Based on pitch quality The FA recommends a maximum number of match equivalent sessions to be accommodate per pitch type. Please refer to Section 2.2 for the full breakdown.

<sup>8</sup> Red indicates overplay, green indicates potential spare capacity and amber indicates at capacity.



**BRADFORD DISTRICT  
PLAYING PITCH ASSESSMENT**

Site ID	Site name	Analysis area	Community use?	Management	Security of tenure	Pitch type (Dual use)	Pitch size	No. of pitches	Agreed quality rating	Current play (MES)	Site capacity <sup>7</sup> (MES)	Capacity balance <sup>8</sup>	Comments
134	Laisterdyke Business & Enterprise College	Bradford East	Yes-unused	Education	Unsecure	Mini	(7v7)	1	Standard	1	4	-3	Pitch has three MES of potential capacity.
140	Lowerfields Primary	Bradford East	Yes-unused	Education	Unsecure	Mini	(7v7)	1	Standard	1	4	-3	Pitch has three MES of potential capacity.
150	Myra Shay Playing Fields	Bradford East	Yes	Council	Secure	Adult		1	Standard	3	2	1	An adult pitch which is overplayed by one MES per week.
150	Myra Shay Playing Fields	Bradford East	Yes	Council	Secure	Mini	(5v5)	2	Standard	0.5	8	-7.5	Two mini 5v5 pitches which have 7.5 MES of potential capacity.
150	Myra Shay Playing Fields	Bradford East	Yes	Council	Secure	Mini	(7v7)	1	Standard	1.5	4	-2.5	Pitch has 2.5 MES of potential capacity.
150	Myra Shay Playing Fields	Bradford East	Yes	Council	Secure	Youth	(9v9)	1	Standard	1	2	-1	Pitch has one MES of potential capacity.
170	Peel Park	Bradford East	Yes	Council	Secure	Adult		4	Standard	1.5	8	-6.5	Four adult pitches which have 6.5 MES of potential capacity.
170	Peel Park	Bradford East	Yes	Council	Secure	Mini	(5v5)	1	Standard	0.5	4	-3.5	Pitch has 3.5 MES of potential capacity.
170	Peel Park	Bradford East	Yes	Council	Secure	Youth	(9v9)	1	Standard	2.5	2	0.5	A youth 9v9 pitch which has 0.5 MES of overplay.
186	Seymour Street Recreation Ground	Bradford East	Yes-unused	Council	Secure	Adult		1	Standard	0	2	-2	Pitch has two MES of potential capacity.
196	Thackley Cricket & Football Club	Bradford East	Yes	Sports Club	Secure	Adult		1	Good	1.5	3	-1.5	Pitch has 1.5 MES of potential capacity.
196	Thackley Cricket & Football Club	Bradford East	Yes	Sports Club	Secure	Mini	(5v5)	2	Standard	4	8	-4	Two mini 5v5 pitches which have four MES of potential capacity.
196	Thackley Cricket & Football Club	Bradford East	Yes	Sports Club	Secure	Mini	(7v7)	1	Standard	2	4	-2	Pitch has two MES of potential capacity.
894	Idle CE (A) Primary School	Bradford East	No	Education	Unsecure	Mini	(5v5)	1	Standard	1	4	-3	Pitch has three MES of potential capacity.
897	Blakehill Primary School	Bradford East	Yes-unused	Education	Unsecure	Youth	(9v9)	1	Standard	1	2	-1	Pitch has one MES of potential capacity.
899	Cavendish Primary School	Bradford East	No	Education	Unsecure	Mini	(5v5)	2	Standard	2	8	-6	Two mini 5v5 pitches that have six MES of potential capacity.
900	Fagley Primary School	Bradford East	No	Education	Unsecure	Mini	(7v7)	1	Standard	1	4	-3	Pitch has three MES of potential capacity.
909	Dixons Marchbank Academy	Bradford East	Yes-unused	Education	Unsecure	Mini	(7v7)	1	Standard	1	4	-3	Pitch has three MES of potential capacity.
922	Exmouth Place Pitch	Bradford East	Yes	Council	Secure	Youth	9v9	1	Standard	2	2	-	Pitch is at capacity.
993	Delph	Bradford East	Yes-unused	Council	Secure	Adult		1	Standard	0	2	-2	Pitch has two MES of potential capacity.
994	Greengates Primary	Bradford East	Yes	Education	Unsecure	Mini	(7v7)	1	Standard	1.5	4	-2.5	Pitch has 2.5 MES of potential capacity.
9903	Harrogate Road	Bradford East	Yes-unused	Council	Secure	Adult		2	Standard	0	4	-4	Two adult pitches which have four MES of potential capacity.
8	Appleton Academy	Bradford South	Yes	Education	Unsecure	Adult		1	Poor	1.5	1	0.5	An adult pitch which is overplayed by 0.5 MES per week.
9	Arkwright Street Recreation Ground (Tyersal FC)	Bradford South	Yes	Sports Club	Secure	Adult		1	Poor	2.5	1	1.5	An adult pitch which is overplayed by 1.5 MES per week.

## BRADFORD DISTRICT PLAYING PITCH ASSESSMENT

Site ID	Site name	Analysis area	Community use?	Management	Security of tenure	Pitch type (Dual use)	Pitch size	No. of pitches	Agreed quality rating	Current play (MES)	Site capacity <sup>7</sup> (MES)	Capacity balance <sup>8</sup>	Comments
13	Bankfoot Cricket Ground	Bradford South	Yes	Sports Club	Secure	Adult (Cricket)		1	Standard	1.5	2	-0.5	An adult pitch with 0.5 MES of potential capacity. The pitch is marked on a cricket outfield.
19	Bierley Recreation Ground	Bradford South	Yes	Council	Secure	Adult		1	Standard	1	2	-1	Pitch has one MES of potential capacity.
42	Buttershaw Business & Enterprise College	Bradford South	Yes	Education	<b>Unsecure</b>	Youth	(9v9)	3	Standard	3.5	6	-2.5	Pitch has 2.5 MES of potential capacity.
46	Carrbottom Recreation Ground	Bradford South	Yes	Council	Secure	Adult		1	Standard	2.5	2	0.5	Pitch is overplayed by 0.5 MES per week.
80	Emsley Memorial Recreation Ground	Bradford South	Yes	Council	Secure	Adult		1	Standard	0.5	2	-1.5	Pitch has 1.5 MES of potential capacity.
83	Field Sports & Social Club	Bradford South	Yes	Sports Club	Secure	Adult		1	Standard	1.5	2	-0.5	Pitch has 0.5 MES of potential capacity.
86	Foxhill Park	Bradford South	Yes	Council	Secure	Adult		1	Standard	0.5	2	-1.5	Pitch has 1.5 MES of potential capacity.
86	Foxhill Park	Bradford South	Yes-unused	Council	Secure	Youth	(11v11)	1	Standard	0	2	-2	Pitch has two MES of potential capacity.
99	Harold Park	Bradford South	Yes	Council	Secure	Adult		1	Standard	1.5	2	-0.5	Pitch has 0.5 MES of potential capacity.
111	Horsfall Playing Fields	Bradford South	Yes	Council	Secure	Adult		3	Poor	6.5	3	3.5	Three adult pitches which are overplayed by 3.5 MES per week.
112	Horsfall Stadium	Bradford South	Yes	Council	Secure	Adult		1	Standard	0.5	2	-1.5	Pitch has 1.5 MES of potential capacity.
115	Hudson Avenue Road Recreation Ground	Bradford South	Yes	Council	Secure	Adult		1	Poor	0.5	1	-0.5	Pitch has 0.5 MES of potential capacity.
115	Hudson Avenue Road Recreation Ground	Bradford South	Yes-unused	Council	Secure	Youth	(11v11)	1	Poor	0	1	-1	Pitch has one MES of potential capacity.
132	Knowles Recreation Ground	Bradford South	Yes	Council	Secure	Adult		1	Poor	1	1	-	Pitch is at capacity.
132	Knowles Recreation Ground	Bradford South	Yes	Council	Secure	Mini	(7v7)	1	Poor	1	2	-1	Pitch has one MES of potential capacity.
153	Newhall Park Primary School	Bradford South	Yes-unused	Education	<b>Unsecure</b>	Adult		1	Poor	1	1	-	Pitch is at capacity.
153	Newhall Park Primary School	Bradford South	Yes	Education	<b>Unsecure</b>	Youth (Mini 7v7)	(11v11)	1	Standard	3	2	1	A youth 11v11 pitch which is overplayed by one MES per week. The pitch is overmarked with mini 7v7.
157	Oakenshaw Victoria Park	Bradford South	Yes-unused	Council	Secure	Youth	(9v9)	1	Standard	0	2	-2	Pitch has two MES of potential capacity.
171	Pit Lane (Queensbury Celtic FC)	Bradford South	Yes	Sports Club	Secure	Adult		1	Standard	1.5	2	-0.5	Pitch has 0.5 MES of potential capacity.
171	Pit Lane (Queensbury Celtic FC)	Bradford South	Yes	Sports Club	Secure	Mini	(5v5)	2	Standard	3	8	-5	Two mini 5v5 pitches which have five MES of potential capacity.
171	Pit Lane (Queensbury Celtic FC)	Bradford South	Yes	Sports Club	Secure	Mini	(7v7)	2	Standard	3	8	-5	Two mini 7v7 pitches which have five MES of potential capacity.
171	Pit Lane (Queensbury Celtic FC)	Bradford South	Yes	Sports Club	Secure	Youth	(11v11)	1	Standard	2	2	-	Pitch is at capacity.
171	Pit Lane (Queensbury Celtic FC)	Bradford South	Yes	Sports Club	Secure	Youth	(9v9)	1	Standard	2.5	2	0.5	A youth 9v9 pitch which is overplayed by 0.5 MES per week.
189	Southfield Vocational Centre/ Grange Technology College	Bradford South	Yes-unused	Education	<b>Unsecure</b>	Youth (Youth 9v9)	(11v11)	1	Standard	2	2	-	A youth 11v11 pitch which is at capacity. The pitch is overmarked with 9v9 when required.



## BRADFORD DISTRICT PLAYING PITCH ASSESSMENT

Site ID	Site name	Analysis area	Community use?	Management	Security of tenure	Pitch type (Dual use)	Pitch size	No. of pitches	Agreed quality rating	Current play (MES)	Site capacity <sup>7</sup> (MES)	Capacity balance <sup>8</sup>	Comments
206	Tong Sports Centre/Tong High School	Bradford South	Yes-unused	School	Secure	Adult		1	Standard	1	2	-1	Pitch has one MES of potential capacity.
206	Tong Sports Centre/Tong High School	Bradford South	Yes-unused	School	Secure	Youth	(9v9)	2	Standard	2	4	-2	Two youth 9v9 pitches which have two MES of potential capacity.
216	Westwood Park Cricket & Football Club	Bradford South	Yes	Sports Club	Secure	Adult		1	Standard	9.5	2	7.5	An adult pitch that has 7.5 MES of overplay per week.
892	St John's CE Primary School	Bradford South	No	Education	<b>Unsecure</b>	Mini	(5v5)	1	Standard	1	4	-3	Pitch has three MES of potential capacity.
893	St Matthew's CE Primary School	Bradford South	No	Education	<b>Unsecure</b>	Mini	(5v5)	1	Standard	1	4	-3	Pitch has three MES of potential capacity.
896	Horton Grange Primary (off site)	Bradford South	Yes-unused	Education	<b>Unsecure</b>	Mini	(7v7)	1	Standard	1	4	-3	Pitch has three MES of potential capacity.
901	Fairfield Primary School	Bradford South	No	Education	<b>Unsecure</b>	Mini	(5v5)	1	Standard	1	4	-3	Pitch has three MES of potential capacity.
907	Bradford Forster Academy	Bradford South	Yes-unused	Education	<b>Unsecure</b>	Adult		1	Standard	1	2	-1	Pitch has one MES of potential capacity.
995	Marshfield Playing Fields	Bradford South	Yes	Council	Secure	Adult		1	Poor	3.5	1	2.5	An adult pitch which is overplayed by 2.5 MES.
23	Bingley Road West Recreation Ground	Bradford West	Yes	Council	Secure	Adult		2	Standard	0.5	4	-3.5	Two adult pitches with 3.5 MES of potential capacity.
31	Bradford College (Trinity Green Campus)	Bradford West	Yes-unused	Education	<b>Unsecure</b>	Adult		1	Standard	1	2	-1	Pitch has one MES of potential capacity.
47	Oasis Academy Lister Park	Bradford West	Yes-unused	Education	<b>Unsecure</b>	Youth	(11v11)	1	Standard	1	2	-1	Pitch has one MES of potential capacity.
68	Dixons Allerton Academy	Bradford West	Yes	Education	<b>Unsecure</b>	Youth	(11v11)	2	Standard	6.5	4	2.5	Two youth 11v11 pitches which are overplayed by 2.5 MES.
68	Dixons Allerton Academy	Bradford West	Yes	Education	<b>Unsecure</b>	Youth	(9v9)	1	Standard	2.5	2	0.5	A youth 9v9 pitch which is overplayed by 0.5 MES per week.
93	Green Top Street Recreation Ground	Bradford West	Yes	Council	Secure	Adult		1	Standard	1	2	-1	Pitch has one MES of potential capacity.
142	Manningham Mills Sports Ground	Bradford West	Yes	Council	Secure	Adult		1	Good	1.5	3	-1.5	Pitch has 1.5 MES of potential capacity.
172	Prune Park Recreation Ground	Bradford West	Yes-unused	Council	Secure	Adult		1	Standard	0	2	-2	Pitch has two MES of potential capacity.
190	St Bede's & St Joseph's Catholic College	Bradford West	No	Education	<b>Unsecure</b>	Youth	(11v11)	2	Poor	2	2	-	Pitches area at capacity.
202	Thornton Primary School	Bradford West	Yes-unused	Education	<b>Unsecure</b>	Youth	(9v9)	1	Standard	1	2	-1	Pitch has one MES of potential capacity.
203	Thornton Recreation Centre/ Thornton Grammar	Bradford West	Yes	School	Secure	Adult		1	Standard	4.5	2	2.5	An adult pitch which is overplayed by 2.5 MES.
215	West Park, Girington	Bradford West	Yes	Council	Secure	Adult		1	Poor	2.5	1	1.5	An adult pitch which is overplayed by 1.5 MES.
226	Woodhead Recreation Ground	Bradford West	Yes	Council	Secure	Adult		1	Standard	2.5	2	0.5	An adult pitch which is overplayed by 0.5 MES.
226	Woodhead Recreation Ground	Bradford West	Yes	Council	Secure	Youth	(9v9)	1	Standard	1	2	-1	Pitch has one MES of potential capacity.
903	Valley Parade	Bradford West	No	Sports Club	Secure	Adult		1	Good	1	3	-2	Pitch has two MES of potential capacity.

**BRADFORD DISTRICT  
PLAYING PITCH ASSESSMENT**

Site ID	Site name	Analysis area	Community use?	Management	Security of tenure	Pitch type (Dual use)	Pitch size	No. of pitches	Agreed quality rating	Current play (MES)	Site capacity <sup>7</sup> (MES)	Capacity balance <sup>8</sup>	Comments
905	Dixons McMillan Academy & Dixons Trinity Academy	Bradford West	No	Education	Unsecure	Adult		1	Standard	1	2	-1	Pitch has one MES of potential capacity.
906	Beckfoot Upper Heaton Academy	Bradford West	No	Education	Unsecure	Youth	(9v9)	1	Standard	1	2	-1	Pitch has one MES of potential capacity.
910	Heaton St Barnabas Primary School	Bradford West	Yes-unused	Education	Unsecure	Mini	(7v7)	1	Standard	1	4	-3	Pitch has three MES of potential capacity.
992	Whetley Academy	Bradford West	Yes-unused	Education	Unsecure	Mini	(5v5)	1	Standard	1	4	-3	Pitch has three MES of potential capacity.
992	Whetley Academy	Bradford West	Yes-unused	Education	Unsecure	Mini	(7v7)	1	Standard	1	4	-3	Pitch has three MES of potential capacity.
3	Addingham Recreation Ground	Keighley Area	Yes	Council	Secure	Adult		1	Poor	1.5	1	0.5	An adult pitch which is overplayed by 0.5 MES.
18	Ben Rhydding Sports Club	Keighley Area	Yes	Sports Club	Secure	Mini	(5v5)	2	Standard	2	8	-6	Two mini 5v5 pitches which have six MES of potential capacity.
38	Bronte Playing Fields	Keighley Area	Yes	Council	Secure	Adult		1	Standard	3.5	2	1.5	An adult pitch which is overplayed by 1.5 MES.
38	Bronte Playing Fields	Keighley Area	Yes	Council	Secure	Mini	(5v5)	1	Standard	4	4	-	Pitch is at capacity.
38	Bronte Playing Fields	Keighley Area	Yes	Council	Secure	Mini	(7v7)	2	Standard	1	8	-7	Two mini 7v7 pitches which have seven MES of potential capacity.
38	Bronte Playing Fields	Keighley Area	Yes	Council	Secure	Youth	(9v9)	1	Standard	1	2	-1	Pitch has one MES of potential capacity.
107	Highfield Recreation Ground	Keighley Area	Yes-unused	Council	Secure	Youth	(11v11)	1	Standard	0	2	-2	Pitch has two MES of potential capacity.
110	Holy Family Catholic School	Keighley Area	Yes-unused	Education	Unsecure	Adult		1	Standard	1	2	-1	Pitch has one MES of potential capacity.
110	Holy Family Catholic School	Keighley Area	Yes-unused	Education	Unsecure	Youth	(9v9)	1	Standard	1	2	-1	Pitch has one MES of potential capacity.
120	Ilkley Grammar School (Ben Rhydding)	Keighley Area	Yes	Education	Unsecure	Youth (Rugby union)	(11v11)	2	Standard	7	4	3	Two youth 11v11 pitches which are overplayed by three MES. One pitch is overmarked with rugby union.
120	Ilkley Grammar School (Ben Rhydding)	Keighley Area	Yes	Education	Unsecure	Youth	(9v9)	1	Standard	3.5	2	1.5	A pitch that is overplayed by 1.5 MES per week.
143	Marley Sports Centre	Keighley Area	Yes		Secure	Adult		3	Poor	6	3	3	Three adult pitches which are overplayed by a combined three MES per week.
143	Marley Sports Centre	Keighley Area	Yes-unused		Secure	Mini	(5v5)	2	Poor	0	4	-4	Two mini 5v5 pitches which have four MES of potential capacity.
143	Marley Sports Centre	Keighley Area	Yes		Secure	Mini	(7v7)	2	Poor	2	4	-2	Two mini 7v7 pitches which have two MES of potential capacity.
143	Marley Sports Centre	Keighley Area	Yes		Secure	Youth	(11v11)	1	Poor	0.5	1	-0.5	Pitch has 0.5 MES of potential capacity.
143	Marley Sports Centre	Keighley Area	Yes		Secure	Youth	(9v9)	2	Poor	1.5	2	-0.5	Two youth 9v9 pitches which have 0.5 MES of potential capacity.
156	Beckfoot Oakbank School	Keighley Area	Yes-unused	Education	Unsecure	Adult		1	Standard	1	2	-1	Pitch has one MES of potential capacity.
156	Beckfoot Oakbank School	Keighley Area	Yes-unused	Education	Unsecure	Youth	(11v11)	1	Standard	1	2	-1	Pitch has one MES of potential capacity.
163	Oxenhope AFC	Keighley Area	Yes	Sports Club	Secure	Adult		2	Standard	1.5	4	-2.5	Two adult pitches which have 2.5 MES of potential capacity.

**BRADFORD DISTRICT  
PLAYING PITCH ASSESSMENT**

Site ID	Site name	Analysis area	Community use?	Management	Security of tenure	Pitch type (Dual use)	Pitch size	No. of pitches	Agreed quality rating	Current play (MES)	Site capacity <sup>7</sup> (MES)	Capacity balance <sup>8</sup>	Comments
187	Silsden Sports Club	Keighley Area	Yes	Sports Club	Secure	Adult		1	Good	3	3	-	Pitch is at capacity.
187	Silsden Sports Club	Keighley Area	Yes	Sports Club	Secure	Mini	(5v5)	2	Poor	2.5	4	-1.5	Two mini 5v5 pitches that have 1.5 MES of potential capacity.
187	Silsden Sports Club	Keighley Area	Yes	Sports Club	Secure	Mini	(7v7)	1	Standard	2	4	-2	Pitch has two MES of potential capacity.
187	Silsden Sports Club	Keighley Area	Yes	Sports Club	Secure	Youth	(11v11)	1	Standard	5	2	3	A youth 11v11 pitch which is overplayed by three MES per week.
187	Silsden Sports Club	Keighley Area	Yes	Sports Club	Secure	Youth	(9v9)	1	Standard	2	2	-	Pitch is at capacity.
188	Silsden Park	Keighley Area	Yes-unused	Council	Secure	Adult		1	Standard	0	2	-2	Pitch has two MES of potential capacity.
192	Steeton AFC - Doris Wells Foundation Ground	Keighley Area	Yes	Sports Club	Secure	Adult		1	Good	2	3	-1	Pitch has one MES of potential capacity.
209	University Academy Keighley	Keighley Area	Yes	Education	<b>Unsecure</b>	Adult		2	Poor	2.5	2	0.5	Two adult pitches which are overplayed by 0.5 MES.
214	West Holmes Field	Keighley Area	Yes	Council	Secure	Adult		2	Standard	2	4	-2	Two adult pitches that have two MES of potential capacity.
891	Ashlands Primary School	Keighley Area	No	Education	<b>Unsecure</b>	Mini	(7v7)	1	Standard	1	4	-3	Pitch has three MES of potential capacity.
895	St Joseph's Catholic Primary A Voluntary Academy	Keighley Area	No	Education	<b>Unsecure</b>	Mini	(7v7)	1	Standard	1	4	-3	Pitch has three MES of potential capacity.
902	Merlin Top Primary Academy	Keighley Area	Yes-unused	Education	<b>Unsecure</b>	Youth	(9v9)	1	Poor	1	1	-	Pitch is at capacity.
990	Long Lee Primary School	Keighley Area	No	Education	<b>Unsecure</b>	Youth	(9v9)	2	Standard	2	4	-2	Two youth 9v9 pitches that have two MES of potential capacity.
11	Baildon Trinity Athletic FC - The Dell, West Baildon	Shipley Area	Yes	Sports Club	Secure	Adult		1	Standard	0.5	2	-1.5	Pitch has 1.5 MES of potential capacity.
11	Baildon Trinity Athletic FC - The Dell, West Baildon	Shipley Area	Yes	Sports Club	Secure	Youth	(9v9)	2	Poor	4.5	2	2.5	Two youth 9v9 pitches which are overplayed by 2.5 MES per week.
14	Beckfoot and Hazelbeck School	Shipley Area	Yes-unused	Education	<b>Unsecure</b>	Adult		1	Standard	1	2	-1	Pitch has one MES of potential capacity.
21	Bingley Grammar School	Shipley Area	Yes	Education	<b>Unsecure</b>	Adult		2	Standard/ Poor	3	3	-	Pitches are at capacity.
29	Bradford & Bingley Sports & Social Club	Shipley Area	Yes	Sports Club	Secure	Adult		1	Standard	1	2	-1	Pitch has one MES of potential capacity.
39	Burley Recreation Ground	Shipley Area	Yes	Council	Secure	Adult		2	Standard	1.5	4	-2.5	Two adult pitches which have 2.5 MES of potential capacity.
48	Claremont Recreation Ground	Shipley Area	Yes	Council	Secure	Adult		1	Poor	0.5	1	-0.5	Pitch has 0.5 MES of potential capacity.
52	Cliffe Lane Recreation Ground	Shipley Area	Yes-unused	Council	Secure	Youth	(9v9)	2	Standard	0	4	-4	
53	Cottingley Manor Recreation Ground	Shipley Area	Yes-unused	Council	Secure	Adult		1	Standard	0	2	-2	Pitch has two MES of potential capacity.
54	Cottingley Recreation Ground	Shipley Area	Yes	Council	Secure	Adult		1	Standard	1	2	-1	Pitch has one MES of potential capacity.
60	Crossflats Recreation Ground	Shipley Area	Yes	Council	Secure	Adult		1	Standard	0.5	2	-1.5	Pitch has 1.5 MES of potential capacity.
62	Cullingworth Sports Club	Shipley Area	Yes	Sports Club	Secure	Adult		1	Standard	0.5	2	-1.5	Pitch has 1.5 MES of potential capacity.
76	Eccleshill United Sports Club	Shipley Area	Yes	Sports Club	Secure	Adult		1	Good	1.5	3	-1.5	Pitch has 1.5 MES of potential capacity.

**BRADFORD DISTRICT  
PLAYING PITCH ASSESSMENT**

Site ID	Site name	Analysis area	Community use?	Management	Security of tenure	Pitch type (Dual use)	Pitch size	No. of pitches	Agreed quality rating	Current play (MES)	Site capacity <sup>7</sup> (MES)	Capacity balance <sup>8</sup>	Comments
76	Eccleshill United Sports Club	Shipley Area	Yes	Sports Club	Secure	Mini	(5v5)	2	Good	1.5	12	-10.5	Two mini 5v5 pitches which have 10.5 MES of potential capacity.
76	Eccleshill United Sports Club	Shipley Area	Yes	Sports Club	Secure	Mini	(7v7)	1	Good	2.5	6	-3.5	Pitch has 3.5 MES of potential capacity.
78	Eldwick Primary School	Shipley Area	Yes	Education	<b>Unsecure</b>	Mini	(7v7)	2	Standard	3	8	-5	Two mini 7v7 pitches which have five MES of potential capacity.
78	Eldwick Primary School	Shipley Area	Yes	Education	<b>Unsecure</b>	Youth	(9v9)	1	Standard	2	2	-	Pitch is at capacity.
79	Eldwick Recreation Ground	Shipley Area	Yes	Council	Secure	Adult		1	Poor	1.25	1	0.25	An overplayed senior pitch which is overmarked with two mini 7v7 pitches.
79	Eldwick Recreation Ground	Shipley Area	Yes	Council	Secure	Youth	(9v9)	1	Poor	1	1	-	Pitch is at capacity.
81	Esholt Sport & Social Club	Shipley Area	Yes	Sports Club	Secure	Adult		1	Standard	2	2	-	Pitch is at capacity.
85	Foster Park	Shipley Area	Yes	Council	Secure	Adult		1	Poor	1.5	1	0.5	An adult pitch which is overplayed by 0.5 MES.
88	Gilstead Recreation Ground	Shipley Area	Yes	Council	Secure	Adult		1	Standard	3.5	2	1.5	An adult pitch which is overplayed by 1.5 MES.
98	Harden Recreation Ground	Shipley Area	Yes	Council	Secure	Mini	(7v7)	2	Standard	4.5	8	-3.5	Two mini 7v7 pitches which have 3.5 MES of potential capacity.
109	Hirst Lane Playing Fields	Shipley Area	Yes-unused	Council	Secure	Adult		1	Standard	0	2	-2	Pitch has two MES of potential capacity.
131	King George V Playing Fields	Shipley Area	Yes	Council	Secure	Adult		3	Standard	1.5	6	-4.5	Pitch has 4.5 MES of potential capacity.
147	Menston Park	Shipley Area	Yes	Council	Secure	Adult		1	Standard	1	2	-1	Pitch has one MES of potential capacity.
152	Nab Wood Sports Centre/ Samuel Lister Academy	Shipley Area	Yes	Education	Secure	Adult		2	Standard	5.5	4	1.5	An adult pitch which is overplayed by 1.5 MES.
152	Nab Wood Sports Centre/ Samuel Lister Academy	Shipley Area	Yes	Education	Secure	Youth	(9v9)	2	Standard	3	4	-1	Two youth 9v9 pitches which one MES of potential capacity.
155	Northcliffe Park	Shipley Area	Yes-unused	Council	Secure	Adult		3	Standard	3	6	-3	Three adult pitches which have three MES of potential capacity.
168	Parkside School	Shipley Area	No	Education	<b>Unsecure</b>	Youth	(9v9)	1	Poor	1	1	-	Pitch is at capacity.
182	Salts (Saltaire) Sports Association	Shipley Area	Yes	Sports Club	Secure	Adult		2	Good	12.5	6	6.5	Two adult pitches which are overplayed by 6.5 MES per week.
182	Salts (Saltaire) Sports Association	Shipley Area	Yes	Sports Club	Secure	Mini	(5v5)	2	Good	4	12	-8	Two mini 5v5 pitches which have eight MES of potential capacity.
182	Salts (Saltaire) Sports Association	Shipley Area	Yes	Sports Club	Secure	Mini	(7v7)	2	Good	4	12	-8	Two mini 7v7 pitches which have eight MES of potential capacity.
183	Sandal Primary School	Shipley Area	Yes-unused	Education	<b>Unsecure</b>	Mini	(7v7)	1	Standard	1	4	-3	Pitch has three MES of potential capacity.
183	Sandal Primary School	Shipley Area	Yes-unused	Education	<b>Unsecure</b>	Youth	(11v11)	2	Standard	2	4	-2	Two youth 11v11 pitches which have two MES of potential capacity.
184	Scalebor Park	Shipley Area	Yes	Council	Secure	Adult		1	Standard	7	2	5	An adult pitch which is overplayed by five MES.
197	Thackley Old Road Recreation Ground	Shipley Area	Yes-unused	Council	Secure	Adult		1	Poor	0	1	-1	Pitch has one MES of potential capacity.
197	Thackley Old Road Recreation Ground	Shipley Area	Yes-unused	Council	Secure	Mini	(5v5)	1	Poor	0	2	-2	Pitch has two MES of potential capacity.
204	Titus Salt School	Shipley Area	Yes-unused	Education	<b>Unsecure</b>	Adult		1	Poor	1	1	-	Pitch is at capacity.

**BRADFORD DISTRICT  
PLAYING PITCH ASSESSMENT**

Site ID	Site name	Analysis area	Community use?	Management	Security of tenure	Pitch type (Dual use)	Pitch size	No. of pitches	Agreed quality rating	Current play (MES)	Site capacity <sup>7</sup> (MES)	Capacity balance <sup>8</sup>	Comments
207	Trinity All Saints CofE Primary	Shipley Area	Yes	Education	<b>Unsecure</b>	Mini	(5v5)	1	Poor	3.5	2	1.5	A mini 5v5 pitch which is overplayed by 1.5 MES per week.
883	Bingley JFC Riverside	Shipley Area	Yes	Sports Club	Secure	Youth	(11v11)	1	Standard	1.5	2	-0.5	Pitch has 0.5 MES of potential capacity.
883	Bingley JFC Riverside	Shipley Area	Yes	Sports Club	Secure	Youth	(9v9)	1	Standard	2	2	-	Pitch is at capacity.
887	Cottingley Village Primary	Shipley Area	Yes-unused	Council	<b>Unsecure</b>	Youth (Youth 9v9)	(11v11)	1	Standard	2	2	-	A youth 11v11 pitch which is at capacity. It is occasionally marked for 9v9.



## **BRADFORD DISTRICT PLAYING PITCH ASSESSMENT**

---

### ***Spare capacity***

The next step is to ascertain whether or not any identified 'potential capacity' can be deemed 'spare capacity'. There may be situations where, although a site is highlighted as potentially able to accommodate some additional play, this should not be recorded as spare capacity against the site. For example, a site may be managed to regularly operate slightly below full capacity to ensure that it can cater for a number of regular friendly matches and activities that take place but are difficult to quantify on a weekly basis.

Over marked pitches which are used and exhibit potential spare capacity have not been considered available to accommodate further play in order to protect pitch quality, given the nature of repeated and sustained use over a short period of time.

Where there is potential spare capacity exhibited at school sites beyond current community use, this has not been included due to the significant additional use during the week by schools for curricular, extracurricular and competitive sport.

### ***Match equivalent sessions***

Pitches have a limit of how much play they can accommodate over a certain period of time before their quality, and in turn their use, is adversely affected. As the main usage of pitches is likely to be for matches, it is appropriate for the comparable unit to be match equivalent sessions but may for example include training sessions and informal use.

At this stage, match equivalent sessions do not equate to a number of pitches. This is because an analysis area might show three match equivalent sessions of spare capacity, however, this is likely to be spread across a number of sites. Further to this, minimal spare capacity on one site may be required to accommodate strategic reserve and as such retained. If the spare capacity is on one pitch then it might indicate a need to create a different type of pitch to address a deficiency. This will be fully determined and recommendations will be made accordingly within the Strategy and Action Plan.

### ***Peak time***

Peak time demand for all pitch types is Sunday AM, which raises potential issues, such as kick-off time clashes on adult pitches which are over marked for junior and mini football, or child welfare issues at sites where there are not sufficient changing facilities to service all pitches, as junior and mini teams require exclusive changing and shower areas which need to be carefully coordinated and managed.

It should be noted that peak time for adult football is actually Saturday PM, but the number of youth and mini teams utilising senior pitches alters the peak period for the pitch type.

## BRADFORD DISTRICT PLAYING PITCH ASSESSMENT

Table 2.14: Summary of actual spare capacity at peak time

Site ID	Site name	Analysis area	Community use?	Pitch type	Pitch size	No. of pitches	Security of tenure	Agreed quality rating	Site capacity (MES)	Capacity balance	Match equivalent sessions available in peak period	Comments
7	Apperley Bridge Playing Fields	Bradford East	Yes	Mini	(7v7)	1	Secure	Standard	4	-3.5	0.5	0.5 MES of actual spare capacity during the peak period.
10	Avenue Road Playing Fields	Bradford East	Yes	Adult		4	Secure	Standard	8	-6	3.5	3.5 MES of actual spare capacity during the peak period.
28	Bradford Academy	Bradford East	Yes	Adult		2	<b>Unsecure</b>	Good	6	-1	1	Actual spare capacity discounted due to unsecure nature of the site.
28	Bradford Academy	Bradford East	Yes	Mini	(5v5)	1	<b>Unsecure</b>	Good	6	-3.5	0	Actual spare capacity discounted due to unsecure nature of the site.
28	Bradford Academy	Bradford East	Yes	Mini	(7v7)	1	<b>Unsecure</b>	Good	6	-3	0	Actual spare capacity discounted due to unsecure nature of the site.
28	Bradford Academy	Bradford East	Yes	Youth	(11v11)	1	<b>Unsecure</b>	Good	4	-1	0	Actual spare capacity discounted due to unsecure nature of the site.
67	Derek Ogden Memorial Playing Fields	Bradford East	Yes	Adult		2	Secure	Standard	4	-2.5	1	One MES of actual spare capacity during the peak period.
67	Derek Ogden Memorial Playing Fields	Bradford East	Yes	Mini	(5v5)	1	Secure	Standard	4	-1.5	0	No actual spare capacity during the peak period.
67	Derek Ogden Memorial Playing Fields	Bradford East	Yes	Mini	(7v7)	1	Secure	Standard	4	-1	1	One MES of actual spare capacity during the peak period.
75	Eccleshill Sports & Social Club	Bradford East	Yes	Adult		1	Secure	Standard	2	-1.5	1	One MES of actual spare capacity during the peak period.
94	Greengates Recreation Ground	Bradford East	Yes-unused	Adult		1	Secure	Standard	2	-2	1	One MES of actual spare capacity during the peak period.
96	Hanson Academy	Bradford East	Yes-unused	Mini	(5v5)	1	<b>Unsecure</b>	Poor	2	-1	1	Actual spare capacity discounted due to unsecure nature of the site.
122	Immanuel College	Bradford East	Yes-unused	Adult		1	<b>Unsecure</b>	Standard	2	-1	1	Actual spare capacity discounted due to unsecure nature of the site.
122	Immanuel College	Bradford East	Yes	Mini	(7v7)	2	<b>Unsecure</b>	Standard	8	-4.5	2	Actual spare capacity discounted due to unsecure nature of the site.
125	Institute Road Recreation Ground	Bradford East	Yes-unused	Mini	(7v7)	1	Secure	Standard	4	-4	1	One MES of actual spare capacity during the peak period.
134	Laisterdyke Business & Enterprise College	Bradford East	Yes-unused	Adult		1	<b>Unsecure</b>	Standard	2	-1	1	Actual spare capacity discounted due to unsecure nature of the site.
134	Laisterdyke Business & Enterprise College	Bradford East	Yes-unused	Mini	(7v7)	1	<b>Unsecure</b>	Standard	4	-3	1	Actual spare capacity discounted due to unsecure nature of the site.
140	Lowerfields Primary	Bradford East	Yes-unused	Mini	(7v7)	1	<b>Unsecure</b>	Standard	4	-3	1	Actual spare capacity discounted due to unsecure nature of the site.
150	Myra Shay Playing Fields	Bradford East	Yes	Mini	(5v5)	2	Secure	Standard	8	-7.5	1.5	1.5 MES of actual spare capacity during the peak period.
150	Myra Shay Playing Fields	Bradford East	Yes	Mini	(7v7)	1	Secure	Standard	4	-2.5	0	No actual spare capacity during the peak period.
150	Myra Shay Playing Fields	Bradford East	Yes	Youth	(9v9)	1	Secure	Standard	2	-1	0	No actual spare capacity during the peak period.
170	Peel Park	Bradford East	Yes	Adult		4	Secure	Standard	8	-6.5	3	Three MES of actual spare capacity during the peak period.
170	Peel Park	Bradford East	Yes	Mini	(5v5)	1	Secure	Standard	4	-3.5	0.5	0.5 MES of actual spare capacity during the peak period.



**BRADFORD DISTRICT  
PLAYING PITCH ASSESSMENT**

Site ID	Site name	Analysis area	Community use?	Pitch type	Pitch size	No. of pitches	Security of tenure	Agreed quality rating	Site capacity (MES)	Capacity balance	Match equivalent sessions available in peak period	Comments
186	Seymour Street Recreation Ground	Bradford East	Yes-unused	Adult		1	Secure	Standard	2	-2	1	One MES of actual spare capacity during the peak period.
196	Thackley Cricket & Football Club	Bradford East	Yes	Adult		1	Secure	Good	3	-1.5	1	One MES of actual spare capacity during the peak period.
196	Thackley Cricket & Football Club	Bradford East	Yes	Mini	(5v5)	2	Secure	Standard	8	-4	0	No actual spare capacity during the peak period.
196	Thackley Cricket & Football Club	Bradford East	Yes	Mini	(7v7)	1	Secure	Standard	4	-2	0	No actual spare capacity during the peak period.
894	Idle CE (A) Primary School	Bradford East	No	Mini	(5v5)	1	<b>Unsecure</b>	Standard	4	-3	1	Actual spare capacity discounted due to unsecure nature of the site.
897	Blakehill Primary School	Bradford East	Yes-unused	Youth	(9v9)	1	<b>Unsecure</b>	Standard	2	-1	1	Actual spare capacity discounted due to unsecure nature of the site.
899	Cavendish Primary School	Bradford East	No	Mini	(5v5)	2	<b>Unsecure</b>	Standard	8	-6	2	Actual spare capacity discounted due to unsecure nature of the site.
900	Fagley Primary School	Bradford East	No	Mini	(7v7)	1	<b>Unsecure</b>	Standard	4	-3	1	Actual spare capacity discounted due to unsecure nature of the site.
909	Dixons Marchbank Academy	Bradford East	Yes-unused	Mini	(7v7)	1	<b>Unsecure</b>	Standard	4	-3	1	Actual spare capacity discounted due to unsecure nature of the site.
993	Delph	Bradford East	Yes-unused	Adult		1	Secure	Standard	2	-2	1	One MES of actual spare capacity during the peak period.
994	Greengates Primary	Bradford East	Yes	Mini	(7v7)	1	<b>Unsecure</b>	Standard	4	-2.5	0.5	Actual spare capacity discounted due to unsecure nature of the site.
9903	Harrogate Road	Bradford East	Yes-unused	Adult		2	Secure	Standard	4	-4	2	Two MES of actual spare capacity during the peak period.
13	Bankfoot Cricket Ground	Bradford South	Yes	Adult (Cricket)		1	Secure	Standard	2	-0.5	0.5	0.5 MES of actual spare capacity during the peak period.
19	Bierley Recreation Ground	Bradford South	Yes	Adult		1	Secure	Standard	2	-1	1	One MES of actual spare capacity during the peak period.
42	Buttershaw Business & Enterprise College	Bradford South	Yes	Youth	(9v9)	3	<b>Unsecure</b>	Standard	6	-2.5	2.5	Actual spare capacity discounted due to unsecure nature of the site.
80	Emsley Memorial Recreation Ground	Bradford South	Yes	Adult		1	Secure	Standard	2	-1.5	0.5	0.5 MES of actual spare capacity during the peak period.
83	Field Sports & Social Club	Bradford South	Yes	Adult		1	Secure	Standard	2	-0.5	0.5	0.5 MES of actual spare capacity during the peak period.
86	Foxhill Park	Bradford South	Yes	Adult		1	Secure	Standard	2	-1.5	1	One MES of actual spare capacity during the peak period.
86	Foxhill Park	Bradford South	Yes-unused	Youth	(11v11)	1	Secure	Standard	2	-2	1	One MES of actual spare capacity during the peak period.
99	Harold Park	Bradford South	Yes	Adult		1	Secure	Standard	2	-0.5	0	No actual spare capacity during the peak period.
112	Horsfall Stadium	Bradford South	Yes	Adult		1	Secure	Standard	2	-1.5	1	One MES of actual spare capacity during the peak period.
115	Hudson Avenue Road Recreation Ground	Bradford South	Yes	Adult		1	Secure	Poor	1	-0.5	0.5	0.5 MES of actual spare capacity during the peak period.
115	Hudson Avenue Road Recreation Ground	Bradford South	Yes-unused	Youth	(11v11)	1	Secure	Poor	1	-1	1	One MES of actual spare capacity during the peak period.
132	Knowles Recreation Ground	Bradford South	Yes	Mini	(7v7)	1	Secure	Poor	2	-1	0	No actual spare capacity during the peak period.

**BRADFORD DISTRICT  
PLAYING PITCH ASSESSMENT**

Site ID	Site name	Analysis area	Community use?	Pitch type	Pitch size	No. of pitches	Security of tenure	Agreed quality rating	Site capacity (MES)	Capacity balance	Match equivalent sessions available in peak period	Comments
157	Oakenshaw Victoria Park	Bradford South	Yes-unused	Youth	(9v9)	1	Secure	Standard	2	-2	1	One MES of actual spare capacity during the peak period.
171	Pit Lane (Queensbury Celtic FC)	Bradford South	Yes	Adult		1	Secure	Standard	2	-0.5	0	No actual spare capacity during the peak period.
171	Pit Lane (Queensbury Celtic FC)	Bradford South	Yes	Mini	(5v5)	2	Secure	Standard	8	-5	0.5	0.5 MES of actual spare capacity during the peak period.
171	Pit Lane (Queensbury Celtic FC)	Bradford South	Yes	Mini	(7v7)	2	Secure	Standard	8	-5	0	No actual spare capacity during the peak period.
206	Tong Sports Centre/Tong High School	Bradford South	Yes-unused	Adult		1	Secure	Standard	2	-1	1	One MES of actual spare capacity during the peak period.
206	Tong Sports Centre/Tong High School	Bradford South	Yes-unused	Youth	(9v9)	2	Secure	Standard	4	-2	2	Two MES of actual spare capacity during the peak period.
892	St John's CE Primary School	Bradford South	No	Mini	(5v5)	1	Unsecure	Standard	4	-3	1	Actual spare capacity discounted due to unsecure nature of the site.
893	St Matthew's CE Primary School	Bradford South	No	Mini	(5v5)	1	Unsecure	Standard	4	-3	1	Actual spare capacity discounted due to unsecure nature of the site.
896	Horton Grange Primary (off site)	Bradford South	Yes-unused	Mini	(7v7)	1	Unsecure	Standard	4	-3	1	Actual spare capacity discounted due to unsecure nature of the site.
901	Fairfield Primary School	Bradford South	No	Mini	(5v5)	1	Unsecure	Standard	4	-3	1	Actual spare capacity discounted due to unsecure nature of the site.
907	Bradford Forster Academy	Bradford South	Yes-unused	Adult		1	Unsecure	Standard	2	-1	1	Actual spare capacity discounted due to unsecure nature of the site.
23	Bingley Road West Recreation Ground	Bradford West	Yes	Adult		2	Secure	Standard	4	-3.5	1.5	1.5 MES of actual spare capacity during the peak period.
31	Bradford College (Trinity Green Campus)	Bradford West	Yes-unused	Adult		1	Unsecure	Standard	2	-1	1	Actual spare capacity discounted due to unsecure nature of the site.
47	Oasis Academy Lister Park	Bradford West	Yes-unused	Youth	(11v11)	1	Unsecure	Standard	2	-1	1	Actual spare capacity discounted due to unsecure nature of the site.
93	Green Top Street Recreation Ground	Bradford West	Yes	Adult		1	Secure	Standard	2	-1	0	No actual spare capacity during the peak period.
142	Manningham Mills Sports Ground	Bradford West	Yes	Adult		1	Secure	Good	3	-1.5	1	One MES of actual spare capacity during the peak period.
172	Prune Park Recreation Ground	Bradford West	Yes-unused	Adult		1	Secure	Standard	2	-2	1	One MES of actual spare capacity during the peak period.
202	Thornton Primary School	Bradford West	Yes-unused	Youth	(9v9)	1	Unsecure	Standard	2	-1	1	Actual spare capacity discounted due to unsecure nature of the site.
226	Woodhead Recreation Ground	Bradford West	Yes	Youth	(9v9)	1	Secure	Standard	2	-1	0	No actual spare capacity during the peak period.
903	Valley Parade	Bradford West	No	Adult		1	Secure	Good	3	-2	1	One MES of actual spare capacity during the peak period.
905	Dixons McMillan Academy & Dixons Trinity Academy	Bradford West	No	Adult		1	Unsecure	Standard	2	-1	1	Actual spare capacity discounted due to unsecure nature of the site.
906	Beckfoot Upper Heaton Academy	Bradford West	No	Youth	(9v9)	1	Unsecure	Standard	2	-1	1	Actual spare capacity discounted due to unsecure nature of the site.
910	Heaton St Barnabas Primary School	Bradford West	Yes-unused	Mini	(7v7)	1	Unsecure	Standard	4	-3	1	Actual spare capacity discounted due to unsecure nature of the site.
992	Whetley Academy	Bradford West	Yes-unused	Mini	(5v5)	1	Unsecure	Standard	4	-3	1	Actual spare capacity discounted due to unsecure nature of the site.

**BRADFORD DISTRICT  
PLAYING PITCH ASSESSMENT**

Site ID	Site name	Analysis area	Community use?	Pitch type	Pitch size	No. of pitches	Security of tenure	Agreed quality rating	Site capacity (MES)	Capacity balance	Match equivalent sessions available in peak period	Comments
992	Whetley Academy	Bradford West	Yes-unused	Mini	(7v7)	1	<b>Unsecure</b>	Standard	4	-3	1	Actual spare capacity discounted due to unsecure nature of the site.
18	Ben Rhydding Sports Club	Keighley Area	Yes	Mini	(5v5)	2	Secure	Standard	8	-6	0.5	0.5 MES of actual spare capacity during the peak period.
38	Bronte Playing Fields	Keighley Area	Yes	Mini	(7v7)	2	Secure	Standard	8	-7	2	Two MES of actual spare capacity during the peak period.
38	Bronte Playing Fields	Keighley Area	Yes	Youth	(9v9)	1	Secure	Standard	2	-1	1	One MES of actual spare capacity during the peak period.
107	Highfield Recreation Ground	Keighley Area	Yes-unused	Youth	(11v11)	1	Secure	Standard	2	-2	1	One MES of actual spare capacity during the peak period.
110	Holy Family Catholic School	Keighley Area	Yes-unused	Adult		1	<b>Unsecure</b>	Standard	2	-1	1	Actual spare capacity discounted due to unsecure nature of the site.
110	Holy Family Catholic School	Keighley Area	Yes-unused	Youth	(9v9)	1	<b>Unsecure</b>	Standard	2	-1	1	Actual spare capacity discounted due to unsecure nature of the site.
143	Marley Sports Centre	Keighley Area	Yes-unused	Mini	(5v5)	2	Secure	Poor	4	-4	2	Two MES of actual spare capacity during the peak period.
143	Marley Sports Centre	Keighley Area	Yes	Mini	(7v7)	2	Secure	Poor	4	-2	0	No actual spare capacity during the peak period.
143	Marley Sports Centre	Keighley Area	Yes	Youth	(11v11)	1	Secure	Poor	1	-0.5	0.5	0.5 MES of actual spare capacity during the peak period.
143	Marley Sports Centre	Keighley Area	Yes	Youth	(9v9)	2	Secure	Poor	2	-0.5	0.5	0.5 MES of actual spare capacity during the peak period.
156	Beckfoot Oakbank School	Keighley Area	Yes-unused	Adult		1	<b>Unsecure</b>	Standard	2	-1	1	Actual spare capacity discounted due to unsecure nature of the site.
156	Beckfoot Oakbank School	Keighley Area	Yes-unused	Youth	(11v11)	1	<b>Unsecure</b>	Standard	2	-1	1	Actual spare capacity discounted due to unsecure nature of the site.
163	Oxenhope AFC	Keighley Area	Yes	Adult		2	Secure	Standard	4	-2.5	2	Two MES of actual spare capacity during the peak period.
187	Silsden Sports Club	Keighley Area	Yes	Mini	(5v5)	2	Secure	Poor	4	-1.5	0.5	0.5 MES of actual spare capacity during the peak period.
187	Silsden Sports Club	Keighley Area	Yes	Mini	(7v7)	1	Secure	Standard	4	-2	0	No actual spare capacity during the peak period.
188	Silsden Park	Keighley Area	Yes-unused	Adult		1	Secure	Standard	2	-2	1	One MES of actual spare capacity during the peak period.
192	Steeton AFC - Doris Wells Foundation Ground	Keighley Area	Yes	Adult		1	Secure	Good	3	-1	0	No actual spare capacity during the peak period.
214	West Holmes Field	Keighley Area	Yes	Adult		2	Secure	Standard	4	-2	1	One MES of actual spare capacity during the peak period.
891	Ashlands Primary School	Keighley Area	No	Mini	(7v7)	1	<b>Unsecure</b>	Standard	4	-3	1	Actual spare capacity discounted due to unsecure nature of the site.
895	St Joseph's Catholic Primary A Voluntary Academy	Keighley Area	No	Mini	(7v7)	1	<b>Unsecure</b>	Standard	4	-3	1	Actual spare capacity discounted due to unsecure nature of the site.
990	Long Lee Primary School	Keighley Area	No	Youth	(9v9)	2	<b>Unsecure</b>	Standard	4	-2	2	Actual spare capacity discounted due to unsecure nature of the site.
11	Baildon Trinity Athletic FC - The Dell, West Baildon	Shipley Area	Yes	Adult		1	Secure	Standard	2	-1.5	1	One MES of actual spare capacity during the peak period.
14	Beckfoot and Hazelbeck School	Shipley Area	Yes-unused	Adult		1	<b>Unsecure</b>	Standard	2	-1	1	Actual spare capacity discounted due to unsecure nature of the site.

**BRADFORD DISTRICT  
PLAYING PITCH ASSESSMENT**

Site ID	Site name	Analysis area	Community use?	Pitch type	Pitch size	No. of pitches	Security of tenure	Agreed quality rating	Site capacity (MES)	Capacity balance	Match equivalent sessions available in peak period	Comments
29	Bradford & Bingley Sports & Social Club	Shipley Area	Yes	Adult		1	Secure	Standard	2	-1	1	One MES of actual spare capacity during the peak period.
39	Burley Recreation Ground	Shipley Area	Yes	Adult		2	Secure	Standard	4	-2.5	2	Two MES of actual spare capacity during the peak period.
48	Claremont Recreation Ground	Shipley Area	Yes	Adult		1	Secure	Poor	1	-0.5	0.5	0.5 MES of actual spare capacity during the peak period.
52	Cliffe Lane Recreation Ground	Shipley Area	Yes-unused	Youth	(9v9)	2	Secure	Standard	4	-4	2	Two MES of actual spare capacity during the peak period.
53	Cottingley Manor Recreation Ground	Shipley Area	Yes-unused	Adult		1	Secure	Standard	2	-2	1	One MES of actual spare capacity during the peak period.
54	Cottingley Recreation Ground	Shipley Area	Yes	Adult		1	Secure	Standard	2	-1	0	No actual spare capacity during the peak period.
60	Crossflats Recreation Ground	Shipley Area	Yes	Adult		1	Secure	Standard	2	-1.5	0.5	0.5 MES of actual spare capacity during the peak period.
62	Cullingworth Sports Club	Shipley Area	Yes	Adult		1	Secure	Standard	2	-1.5	1	One MES of actual spare capacity during the peak period.
76	Eccleshill United Sports Club	Shipley Area	Yes	Adult		1	Secure	Good	3	-1.5	1	One MES of actual spare capacity during the peak period.
76	Eccleshill United Sports Club	Shipley Area	Yes	Mini	(5v5)	2	Secure	Good	12	-10.5	0.5	0.5 MES of actual spare capacity during the peak period.
76	Eccleshill United Sports Club	Shipley Area	Yes	Mini	(7v7)	1	Secure	Good	6	-3.5	1	One MES of actual spare capacity during the peak period.
78	Eldwick Primary School	Shipley Area	Yes	Mini	(7v7)	2	<b>Unsecure</b>	Standard	8	-5	1	Actual spare capacity discounted due to unsecure nature of the site.
98	Harden Recreation Ground	Shipley Area	Yes	Mini	(7v7)	2	Secure	Standard	8	-3.5	2	Two MES of actual spare capacity during the peak period.
109	Hirst Lane Playing Fields	Shipley Area	Yes-unused	Adult		1	Secure	Standard	2	-2	1	One MES of actual spare capacity during the peak period.
131	King George V Playing Fields	Shipley Area	Yes	Adult		3	Secure	Standard	2	-4.5	2	Two MES of actual spare capacity during the peak period.
147	Menston Park	Shipley Area	Yes	Adult		1	Secure	Standard	2	-1	1	One MES of actual spare capacity during the peak period.
152	Nab Wood Sports Centre/ Samuel Lister Academy	Shipley Area	Yes	Youth	(9v9)	2	Secure	Standard	4	-1	1	One MES of actual spare capacity during the peak period.
155	Northcliffe Park	Shipley Area	Yes-unused	Adult		3	Secure	Standard	6	-3	3	Three MES of actual spare capacity during the peak period.
182	Salts (Saltaire) Sports Association	Shipley Area	Yes	Mini	(5v5)	2	Secure	Good	12	-8	0	No actual spare capacity during the peak period.
182	Salts (Saltaire) Sports Association	Shipley Area	Yes	Mini	(7v7)	2	Secure	Good	12	-8	2	Two MES of actual spare capacity during the peak period.
183	Sandal Primary School	Shipley Area	Yes-unused	Mini	(7v7)	1	<b>Unsecure</b>	Standard	4	-3	1	Actual spare capacity discounted due to unsecure nature of the site.
183	Sandal Primary School	Shipley Area	Yes-unused	Youth	(11v11)	2	<b>Unsecure</b>	Standard	4	-2	2	Actual spare capacity discounted due to unsecure nature of the site.
197	Thackley Old Road Recreation Ground	Shipley Area	Yes-unused	Adult		1	Secure	Poor	1	-1	1	One MES of actual spare capacity during the peak period.
197	Thackley Old Road Recreation Ground	Shipley Area	Yes-unused	Mini	(5v5)	1	Secure	Poor	2	-2	1	One MES of actual spare capacity during the peak period.

**BRADFORD DISTRICT  
PLAYING PITCH ASSESSMENT**

Site ID	Site name	Analysis area	Community use?	Pitch type	Pitch size	No. of pitches	Security of tenure	Agreed quality rating	Site capacity (MES)	Capacity balance	Match equivalent sessions available in peak period	Comments
883	Bingley JFC Riverside	ShIPLEY Area	Yes	Youth	(11v11)	1	Secure	Standard	2	-0.5	0.5	0.5 MES of actual spare capacity during the peak period.

## BRADFORD DISTRICT PLAYING PITCH ASSESSMENT

Actual spare capacity has been aggregated up by area and by pitch type.

Table 2.15: Actual Spare capacity summary

Analysis area	Actual spare capacity (match equivalent sessions per week)				
	Adult	Youth 11v11	Youth 9v9	Mini 7v7	Mini 5v5
Bradford East	14.5	-	-	2.5	2
Bradford South	6	2	3	-	0.5
Bradford West	4.5	-	-	-	-
Keighley Area	4	1.5	1.5	2	3
Shipley Area	16	0.5	3	5	1.5
<b>Total</b>	<b>45</b>	<b>4</b>	<b>7.5</b>	<b>9.5</b>	<b>7</b>

Despite 161 pitches across Bradford District displaying a combined 289 match equivalent sessions of potential capacity, only 73 match equivalent sessions of actual spare capacity (i.e. at peak time) exists.

Most actual spare capacity is available on adult pitches, with Bradford East Analysis Area contributing the largest amount of this. Overall, Bradford West Analysis Area has the least actual spare capacity during peak period, with just 4.5 match equivalent sessions on adult pitches. Shipley Analysis Area has the most actual spare capacity in the District with a total of 26 match equivalent sessions.

### Overplay

Overplay occurs when there is more play accommodated on a site than it is able to sustain (which can often be due to the low carrying capacity of the pitches). Only sites which are overplayed and have current community use have been included in the overplay summary, therefore school sites which do not currently have any community use but may be overplayed due to curriculum use and school fixtures have not been included.

Table 2.16: Overplay on football pitches

Analysis area	Actual spare capacity (match equivalent sessions per week)				
	Adult	Youth 11v11	Youth 9v9	Mini 7v7	Mini 5v5
Bradford East	6	3	6.5	-	-
Bradford South	16	1	0.5	-	-
Bradford West	4.5	2.5	0.5	-	-
Keighley Area	5.5	6	1.5	-	-
Shipley Area	15.25	-	2.5	-	1.5
<b>Total</b>	<b>47.25</b>	<b>12.5</b>	<b>11.5</b>	<b>-</b>	<b>1.5</b>

Overplay on football pitches across Bradford District amounts to 48 pitches totalling 72.75 match equivalent sessions across 32 sites. The majority of which is on adult pitches. There is no recorded overplay on mini 7v7 pitch types across any of the analysis areas.

Most overplay is located in the Shipley Analysis Area (17.75 match equivalent sessions) whilst Bradford West Analysis Area has the least (7.5 match equivalent sessions).



## BRADFORD DISTRICT PLAYING PITCH ASSESSMENT

### 2.4: Supply and demand analysis

Having considered supply and demand, the tables below identify the overall spare capacity in each of the analysis areas for the different pitch type of grass pitches, based on match equivalent sessions. Future demand is based on Team Generation Rates (TGRs) which are driven by population increases as well as club development plans.

Table 2.17: Supply/demand balance of adult pitches

Analysis area	Actual spare capacity <sup>9</sup>	Demand (match equivalent sessions)			
		Overplay	Current total	Future demand	Future total
Bradford East	14.5	6	8.5	2	6.5
Bradford South	6	16	10	3.5	13.5
Bradford West	4.5	4.5	-	-	-
Keighley Area	4	5.5	1.5	0.5	2
Shipley Area	16	15.25	0.75	0.5	1.25
<b>Total</b>	<b>45</b>	<b>47.25</b>	<b>2.25</b>	<b>6.5</b>	<b>8.75</b>

Across Bradford District there is a small overall current shortfall of 2.25 match equivalent sessions per week, although Bradford West is at capacity and Bradford East does have some spare capacity (8.5 match sessions). When considering future demand, overall the shortfall increases to 8.75 match equivalent sessions per week, although spare capacity remains in Bradford East.

Table 2.18: Supply/demand balance of youth 11v11 pitches

Analysis area	Actual spare capacity <sup>10</sup>	Demand (match equivalent sessions)			
		Overplay	Current total	Future demand	Future total
Bradford East	-	3	3	1	4
Bradford South	2	1	1	4	3
Bradford West	-	2.5	2.5	1	3.5
Keighley Area	1.5	6	4.5	1	5.5
Shipley Area	0.5	-	0.5	1.5	1
<b>Total</b>	<b>4</b>	<b>12.5</b>	<b>8.5</b>	<b>8.5</b>	<b>17</b>

Overall in Bradford District there is current deficit of 8.5 match equivalent sessions per week on youth 11v11 pitches, although Bradford South and Shipley Area have small amounts of spare capacity. When considering future demand this deficit increases to 17 match equivalent sessions per week with shortfalls in all analysis areas.

<sup>9</sup> In match equivalent sessions per week

<sup>10</sup> In match equivalent sessions per week



## BRADFORD DISTRICT PLAYING PITCH ASSESSMENT

Table 2.19: Supply/demand balance of youth 9v9 pitches

Analysis area	Actual spare capacity <sup>11</sup>	Demand (match equivalent sessions)			
		Overplay	Current total	Future demand	Future total
Bradford East	-	6.5	6.5	1.5	8
Bradford South	3	0.5	2.5	3.5	1
Bradford West	-	0.5	0.5	2.5	3
Keighley Area	1.5	1.5	-	0.5	0.5
Shipley Area	3	2.5	0.5	-	0.5
<b>Total</b>	<b>7.5</b>	<b>11.5</b>	<b>4</b>	<b>8</b>	<b>12</b>

There is a current shortfall of four match equivalent sessions per week across Bradford District on youth 9v9 pitches, with Bradford South and Shipley analysis areas expressing some spare capacity. When considering future demand this deficit increases to 12 match equivalent sessions per week with shortfalls in all analysis areas.

Table 2.20: Supply/demand balance of mini 7v7 pitches

Analysis area	Actual spare capacity	Demand (match equivalent sessions)			
		Overplay	Current total	Future demand	Future total
Bradford East	2.5	-	2.5	0.5	2
Bradford South	-	-	-	-	-
Bradford West	-	-	-	-	-
Keighley Area	2	-	2	-	2
Shipley Area	5	-	5	-	5
<b>Total</b>	<b>9.5</b>	<b>-</b>	<b>9.5</b>	<b>0.5</b>	<b>9</b>

Spare capacity exists in three analysis areas amounting to 9.5 match equivalent session per week on mini 7v7 pitches. When considering future demand, spare capacity in one analysis area reduces, but overall spare capacity remains, totalling nine match equivalent sessions per week.

Table 2.21: Supply/demand balance of mini 5v5 pitches

Analysis area	Actual spare capacity	Demand (match equivalent sessions)			
		Overplay	Current total	Future demand	Future total
Bradford East	2	-	2	1.5	0.5
Bradford South	0.5	-	0.5	1.5	1
Bradford West	-	-	-	-	-
Keighley Area	3	-	3	-	3
Shipley Area	1.5	1.5	-	1	1
<b>Total</b>	<b>7</b>	<b>1.5</b>	<b>5.5</b>	<b>4</b>	<b>1.5</b>

Across Bradford there is overall current spare capacity of 5.5 match equivalent sessions per week on mini 5v5 pitches, although Bradford West and Shipley are at capacity. When considering future demand both the Bradford South and Shipley analysis areas have a deficit, however, there remains spare capacity overall.

<sup>11</sup> In match equivalent sessions per week

# BRADFORD DISTRICT PLAYING PITCH ASSESSMENT

---

## 2.6: Conclusion

### Football – grass pitch summary

- ◀ **There are current and future shortfalls across Bradford District on adult, youth 11v11 and youth 9v9 pitches. However, there is spare capacity expressed on mini pitches.**
- ◀ **Shortfalls are predominately as a result of overplayed pitches, particularly adult pitches.**
- ◀ The audit identifies a total of 234 grass football pitches in Bradford District across 117 sites. Of these, 217 pitches are available, at some level, for community use across 103 sites. Those unavailable for community use are mostly located at education sites.
- ◀ The Shipley Analysis Area has the largest number of community available grass pitches (62 pitches) which equates to 29% of all provision across the District.
- ◀ The majority of teams across Bradford District play on local authority managed pitches and are therefore considered to be secure for at least the next three years as part of the Council's maintained sports and leisure provision offering.
- ◀ In total, 19 pitches are assessed as good quality, 153 as standard quality and 45 as poor quality.
- ◀ Generally, clubs across Bradford District acknowledge that the quality of pitches has declined in recent seasons due to a reduction in the maintenance programme undertaken by the Council. Despite this, many note that some sites with drainage problems have these issues due to basic maintenance.
- ◀ Overall the quality of ancillary provision in Bradford is of a standard quality. There are some sites which suffer from vandalism or require modernisation but it appears that many sites with ancillary provision have insufficient changing rooms to service all pitches. The size of changing rooms was consistently good but the maintenance of facilities varies.
- ◀ Bradford City FC is the only professional club that plays above the football pyramid in Bradford District. However, a further 15 clubs play within the football pyramid. A common issue for clubs entering the pyramid is size/quality of changing facilities.
- ◀ Through the audit and assessment, 618 teams identified as playing on formal pitches within Bradford District. This consists of 148 adult men's, nine adult women's, 237 youth boys', 21 youth girls' and 203 mini mixed teams.
- ◀ In total 32 clubs' report aspirations to increase the number of teams they are providing a predicted growth of 78 teams.
- ◀ When applied by analysis area, team generation forecast the creation of six youth 11v11 boys' teams, with one new team to be established in each analysis area. The Shipley Analysis Area will see greater growth than the other area, with a forecasted creation of two youth 11v11 boy's teams.
- ◀ Overplay on football pitches across Bradford District amounts to 47 pitches totalling 71.75 match equivalent sessions across 31 sites. The majority of which is on adult pitches.
- ◀ Despite 161 pitches across Bradford District displaying a combined 289 match equivalent sessions of potential capacity, only 73 match equivalent sessions of actual spare capacity (i.e. at peak time) exists.

# BRADFORD DISTRICT PLAYING PITCH ASSESSMENT

## PART 3: CRICKET

### 3.1: Introduction

Yorkshire Cricket Board (YCB) serves as the governing and representative body for cricket within Bradford District. Its aim is to promote the game at all levels through partnerships with professional and recreational cricketing clubs, and other appropriate agencies.

Senior cricket is typically played on Saturdays, however; there is some play both on Sundays and midweek when teams typically play in short format competitions. Some of the main leagues servicing the Area include:

- ◀ Bradford Cricket League (BCL)
- ◀ Quaid e Azam League (QAL)
- ◀ Sunday Mutual School League (SMSL)

The youth league structure in Bradford District tends to be club based matches which are played midweek or on Sunday mornings dependant on age group. There is usually no conflict with access to squares and any midweek matches are usually played on different nights, whilst Sunday morning matches are played before senior matches in the afternoon. The main league for junior cricket is the Bradford Junior Cricket League (BJCL).

### **Consultation**

Consultation was carried out with 45 of the 62 cricket clubs playing in Bradford District representing a 73% club response rate. Representatives of both YCB and the ECB were also consulted with to provide an overview of cricket in the District.

### 3.2: Supply

In total, there are 73 natural turf cricket squares in Bradford District located across 69 sites, all of which are available for community use in some form.

*Table 3.1: Summary of natural turf cricket squares available for community use*

<b>Analysis Area</b>	<b>Number available for community use</b>
Bradford East	11
Bradford South	11
Bradford West	11
Keighley Area	17
Shipley Area	23
<b>Total</b>	<b>73</b>

The Shipley Analysis Area has the most natural grass squares available for community use accommodating 32% of the supply, whilst the Bradford South, East and West analysis areas each have 11 natural grass squares (15% of the supply each).

There was previously a natural turf cricket square at Ingrow St John's CC (Street Lane) which was last used in 2017. The site was the previous home venue of Ingrow St John's CC, however, due to the private landowner not renewing the Club's lease agreement, the aforementioned Club folded. The site had one square on site consisting of six grass wickets.

## BRADFORD DISTRICT PLAYING PITCH ASSESSMENT

### **Non-turf pitches (NTPs)**

The ECB highlights that NTPs which follow its TS6 guidance on performance standards are suitable for high level, senior play and are considered able to take 60 matches per season although this may include training sessions where on occasions mobile nets may be used as a practice facility.

The ECB Get the Game On campaign<sup>12</sup> is focused on increasing participation and reducing the number of matches cancelled in order to keep people interested and playing. During the campaign's inaugural year in 2015 there were 6% more games played nationally with 5% less matches cancelled. Use of NTPs for league cricket may present a way forward to fulfilling more fixtures and use of NTPs for league cricket may increase in future.

In total, there are 20 non-turf pitches (NTPs) in Bradford District. Of which, five are standalone and the remaining are all within existing squares alongside grass wickets.

*Table 3.2: Summary of NTPs in Bradford District*

Site ID	Site	Analysis area	No. of NTPs	Position
6	Allerton Cricket Club	Bradford West	1	Square
12	Baildon Rugby and Cricket Ground	Shipley Area	1	Square
18	Ben Rhydding Sports Club	Keighley Area	1	Square
33	Bradford Grammar School	Bradford West	1	Square
40	Burley in Wharfedale Sports & Cricket Club	Shipley Area	1	Square
68	Dixons Allerton Academy	Bradford West	1	Standalone
108	Hill Top Rd - Thornton Cricket Club	Bradford West	1	Square
131	King George V Playing Fields	Shipley Area	1	Standalone
131	King George V Playing Fields	Shipley Area	1	Square
143	Marley Sports Centre	Keighley Area	1	Square
152	Nab Wood Sports Centre/ Samuel Lister Academy	Shipley Area	1	Square
165	Oxenhope CC	Keighley Area	1	Square
166	Park Avenue Cricket Ground	Bradford West	1	Square
177	Roberts Park	Shipley Area	2	Square
183	Sandal Primary School	Shipley Area	1	Square
187	Silsden Sports Club	Keighley Area	1	Standalone
204	Titus Salt School	Shipley Area	1	Standalone
206	Tong Sports Centre/Tong High School	Bradford South	1	Square
209	University Academy Keighley	Keighley Area	1	Standalone

The NTP at University Academy Keighley is not available for community use and is solely used for curricular and extra-curricular activity. There are no senior leagues servicing Bradford District presently permit the use of NTPs for match play. The map overleaf identifies the location of all cricket squares (grass and non-turf) currently servicing Bradford District.

<sup>12</sup> <http://getthegameon.co.uk/>



## BRADFORD DISTRICT ASSESSMENT REPORT

Table 3.3: Summary of cricket provision in Bradford District

Site ID	Site	Analysis area	Number of squares	Community use	Number of wickets	
					Grass	Non-turf
2	Addingham Cricket Club	Keighley Area	1	Yes	8	-
4	Airedale CC	Keighley Area	1	Yes	7	-
6	Allerton Cricket Club	Bradford West	1	Yes	4	1
10	Avenue Road Playing Fields	Bradford East	1	Yes	2	-
12	Baildon Rugby and Cricket Ground	Shipley Area	1	Yes	6	1
13	Bankfoot Cricket Ground	Bradford South	1	Yes	12	-
18	Ben Rhydding Sports Club	Keighley Area	1	Yes	6	1
20	Bingley Congregationals Cricket Club	Shipley Area	1	Yes	15	-
24	Bolton Villas Cricket Ground	Shipley Area	1	Yes	6	-
25	Bowling Old Lane CC	Bradford East	1	Yes	10	-
26	Bowling Park	Bradford East	1	Yes	5	-
29	Bradford & Bingley Sports & Social Club	Shipley Area	3	Yes	26	-
33	Bradford Grammar School	Bradford West	1	Yes-unused	3	1
40	Burley in Wharfedale Sports & Cricket Club	Shipley Area	1	Yes	12	1
43	Buttershaw St Paul's Cricket Club	Bradford South	1	Yes	6	-
44	Cambing Cricket Club	Bradford East	1	Yes	4	-
49	Clayton Cricket Club	Bradford West	1	Yes	6	-
59	Crossflats CC - Ryshworth Park	Shipley Area	1	Yes	8	-
62	Cullingworth Sports Club	Shipley Area	1	Yes	2	-
66	Denholme CC	Shipley Area	1	Yes	10	-
68	Dixons Allerton Academy	Bradford West	1	Yes	-	1
81	Esholt Sport & Social Club	Shipley Area	1	Yes	6	-
82	Ewart Street Cricket Ground - Great Horton CC	Bradford South	1	Yes	10	-
89	Girlington CC - Little Horton Green Cricket Ground	Bradford West	1	Yes	5	-



## BRADFORD DISTRICT ASSESSMENT REPORT

Site ID	Site	Analysis area	Number of squares	Community use	Number of wickets	
					Grass	Non-turf
92	Great Horton Church CC	Bradford West	1	Yes	8	-
95	Greenwood Park	Bradford West	1	Yes	6	-
97	Harden CC	Shipley Area	1	Yes	6	-
100	Haworth CC	Keighley Area	1	Yes	6	-
103	Haworth Road Methodists Church CC	Shipley Area	1	Yes	8	-
104	Haworth Westend Cricket Field	Keighley Area	1	Yes	8	-
105	Hepworth & Idle Cricket Club	Bradford East	1	Yes	10	-
108	Hill Top Rd - Thornton Cricket Club	Bradford West	1	Yes	12	1
109	Hirst Lane Playing Fields	Shipley Area	1	Yes-unused	6	-
111	Horsfall Playing Fields	Bradford South	1	Yes	5	-
116	Idle Cricket Ground	Bradford East	1	Yes	4	-
119	Ilkley Cricket Ground	Keighley Area	3	Yes	29	-
123	Ingrow CC	Keighley Area	1	Yes	10	-
126	Intake Road - Undercliffe CC	Bradford East	1	Yes	12	-
127	Jer Lane Cricket Field	Bradford South	1	Yes	12	-
129	Keighley Cricket Ground	Keighley Area	1	Yes	16	-
131	King George V Playing Fields	Shipley Area	2	Yes	12	1
138	Long Lee CC	Keighley Area	1	Yes	7	-
139	Low Moor Holy Trinity Cricket Club	Bradford South	1	Yes	10	-
142	Manningham Mills Sports Ground	Bradford West	1	Yes	5	-
143	Marley Sports Centre	Keighley Area	1	Yes	8	1
144	Mayfield Terrace Cricket	Bradford West	1	Yes		-
146	Menston Cricket Club	Shipley Area	1	Yes	16	-
148	Muff Field CC	Bradford South	1	Yes	7	-
150	Myra Shay Playing Fields	Bradford East	1	Yes	2	-
152	Nab Wood Sports Centre/ Samuel Lister Academy	Shipley Area	1	Yes-unused	6	1
155	Northcliffe Park	Shipley Area	1	Yes-unused	6	-



## BRADFORD DISTRICT ASSESSMENT REPORT

Site ID	Site	Analysis area	Number of squares	Community use	Number of wickets	
					Grass	Non-turf
158	Oakworth CC	Keighley Area	1	Yes	10	-
162	Olicanian Cricket Ground	Keighley Area	1	Yes	4	-
165	Oxenhope CC	Keighley Area	1	Yes	8	1
166	Park Avenue Cricket Ground	Bradford West	1	Yes	17	1
173	Queensbury Cricket Ground	Bradford South	1	Yes	2	-
176	Riddlesden Cricket Club	Keighley Area	1	Yes	8	-
177	Roberts Park	Shipley Area	1	Yes	8	2
180	Salem Athletic Cricket Club, Garden Lane	Bradford West	1	Yes	4	-
182	Salts (Saltaire) Sports Association	Shipley Area	1	Yes	10	-
183	Sandal Primary School	Shipley Area	1	Yes	7	1
187	Silsden Sports Club	Keighley Area	1	Yes	0	1
190	St Bede's & St Joseph's Catholic College	Bradford West	1	Yes	5	-
192	Steeton AFC - Doris Wells Foundation Ground	Keighley Area	1	Yes	10	-
196	Thackley Cricket & Football Club	Bradford East	1	Yes	4	-
204	Titus Salt School	Shipley Area	1	Yes	-	1
205	Tong Park Esholt CC	Shipley Area	1	Yes	8	-
206	Tong Sports Centre/Tong High School	Bradford South	1	Yes	4	1
208	Laisterdyke Cricket & Athletic Club	Bradford East	1	Yes	7	-
209	University Academy Keighley	Keighley Area	1	No	-	1
223	Wildsen CC	Shipley Area	1	Yes	8	-
229	Woodlands Sports Hall & Cricket Club	Bradford South	1	Yes	14	-
879	Tong Manor CC	Bradford South	1	Yes	10	-
882	Karmand Cricket Ground	Bradford East	1	Yes	12	-

# BRADFORD DISTRICT ASSESSMENT REPORT

---

## **Surface quality**

Pitch quality ratings determined by non-technical quality assessments and user feedback found 23 natural turf cricket squares (32%) to be of good quality and 45 (62%) to be of standard quality and five (7%) of poor quality. Three of the poor quality squares are located at Council owned sites, namely Avenue Road Playing Fields, Greenwood Park and King George V Playing Fields.

Nine clubs report that the quality of respective home squares has declined from the previous season, with Bradford Indians CC report that the square at King George V Playing Fields has become much worse due to a lack of maintenance at the end of the 2017 season. Six other clubs also reported this to be the case, however, both Cross Flatts CC and Low Moor Holy Trinity CC both acknowledged that overplay from the 2017 season and a lack of volunteers to maintain the pitches adversely affected quality this season.

Improved maintenance can aid an increase in pitch quality, with 25 clubs in Bradford District acknowledging that respective home squares have increased as a result of improved maintenance, 12 of these report that quality has significantly improved. Both White Rose CC and Interlink CC report that investment made by both YCB and the Council has contributed to a significantly improved quality of square at Park Avenue Cricket Ground.

Four clubs note that improved maintenance has contributed to the significant improvement in quality; whilst Burley in Wharfedale CC acknowledge that improved outfield maintenance has increased pitch quality. Hepworth & Idle CC has invested in better equipment to improve maintenance and quality; whilst Addingham CC replaced its drainage system which has markedly improved pitch quality.

The majority of clubs report vandalism to either the pitches or ancillary facilities to have been an issue with a recurring theme being that these sites lack surrounding fencing to inhibit this activity. A number of clubs also report that pitches have been subject to unofficial use, dog fouling and litter which adversely impacts overall site quality.

Maintaining a high quality playing surface is the most important aspect of cricket. If the wicket is poor, it can affect the quality of the game and can, in some instances, become dangerous. To obtain a full technical assessment of wickets and pitches, the ECB recommends a Performance Quality Standard (PQS) assessment to determine whether a cricket square meets the Performance Quality Standards which are benchmarked by the Institute of Groundsmanship. There are three categories of measurement that relate to the overall quality of the square: structural quality, presentational quality and playing quality. Once a square has been assessed it is given a quality rating as shown in the table below.

*Table 3.4: Performance Quality Standard Ratings*

<b>Quality rating</b>	<b>Details</b>
Premier (High)	Where the surface is intended for Premier League play, with those within the top quartile capable of holding minor county and 1st class one day matches. May include some of the better schools and university pitches
Club (Standard)	A Club pitch suitable for league, school and junior cricket
Basic	An acceptable level suitable for recreational cricket and where the surface is designed and maintained within tight financial limitations such as Local Authorities
Unsuitable	This is where the surface is deemed unfit or unsafe for play

## **BRADFORD DISTRICT ASSESSMENT REPORT**

---

Yorkshire Cricket Board provide a pitch advisor service with a range of report options and cost points, where the pitch advisor is able to conclude whether a maintenance programme should be implemented or to advise a club to instruct a fine turf specialist to undertake further assessment.

### ***Ancillary facilities***

Quality and access to required match day ancillary facilities varies between clubs in Bradford District. The extent of ancillary facilities required also differs between times of play; for example, senior teams playing at weekends typically need to access clubhouse and kitchen facilities to provide teas, whereas for junior and senior matches played midweek this is often not required and more emphasis is on access to suitable changing facilities.

Four of the 45 clubs (9%) in Bradford District consider the ancillary facilities home venues to be of a poor quality, with 11 (24%) considering ancillary facilities to be of standard or acceptable quality; and the majority, 30 clubs (67%) reporting that ancillary facilities on site are of a good quality. Bradford Moor CC reports that a lack of appropriate ancillary provision on site is restricting the Club's development. However, it is accepted that as the Club is developing at a new site it will take to time to obtain appropriate facilities.

Both Ingrow CC and Low Moor Holy Trinity CC report that the quality of the pavilions at home venues are poor quality and require significant improvement; noting that support is required from both the Council and YCB to improve ancillary provision.

Bradford CC reports that a lack of fencing, floodlighting and disabled access, coupled with significant vandalism of the site means that the ancillary facilities require significant improvement. As mentioned previously, a number of clubs report vandalism to be an issue; with a lack of surrounding fencing not inhibiting this activity.

Of the 45 responding clubs based in Bradford District, just over half (26 clubs) report issues with vandalism of ancillary provision, with a number of clubs noting the more rural location of sites meaning that anti-social behaviour cannot be observed unless individuals are on site.

No clubs report issues regarding access to changing provision or with the number of changing rooms available on sites. Some Club do aspire to refurbish facilities allowing clubs to operate social spaces as secondary revenue to help support clubs financially.

### ***Training facilities***

Access to cricket nets is important, particularly for pre-season/winter training, 24 of the 45 responding clubs report a need for additional training facilities. Six clubs report a need for an NTP to accommodate training demand, Low Moor Holy Trinity CC and Buttershaw St Paul's CC report aspirations to work cooperatively with the Council to establish an NTP on site for both club training demand and wider public use.

Clayton CC reports that it is in the process of obtaining grant funding to establish appropriate training provision on site. Eleven clubs report aspirations for roll on practice nets or station cages to allow training demand; whilst indoor provision is also considered a requirement by some clubs. Table 3.5 shows each clubs' reported demand for additional training facilities.

# BRADFORD DISTRICT ASSESSMENT REPORT

Table 3.5: Summary of club reported demand for additional training facilities

Club name	Analysis area	Training need
Addingham CC	Keighley Area	Roll on practice net.
Baildon CC	Shipley Area	Two new static practice nets as the current ones are dilapidated. A NTP alongside the natural turf square would also be useful.
Bingley Congs CC	Shipley Area	Roll on practice net.
Bowling Old Lane CC	Bradford East	Outdoor nets.
Bradford & Bingley CC	Shipley Area	Indoor training facilities, along with a new roll on practice net as the current provision is poor quality.
Bradford Indian CC	Shipley Area	Roll on practice net.
Bradford Moor CC	Bradford East	Roll on practice net.
Buttershaw St. Paul's CC	Bradford South	An NTP and natural grass wickets off the main pitch.
Clayton CC	Bradford South	Any training facilities.
Cross Flatts CC	Shipley Area	Outdoor nets.
Denholme Clough CC	Bradford South	Outdoor nets or a roll on practice cage.
Great Horton Church CC	Bradford West	Outdoor nets or a roll on practice cage.
Great Horton Park Chapel CC	Bradford South	Roll on practice nets and a qualified coach.
Hepworth & Idle CC	Bradford East	Roll on practice net and new training wickets.
Ilkley CC	Keighley Area	An NTP.
Karmand CC	Bradford East	Roll on practice net.
Low Moor Holy Trinity CC	Bradford South	An NTP.
Menston CC	Shipley Area	Outdoor nets.
Oakworth CC	Keighley Area	Indoor training facilities.
Salem Athletic CC	Bradford West	Natural turf practice wickets.
Saltaire CC	Shipley Area	Any training facilities.
Tong Park Esholt CC	Shipley Area	Indoor training facilities.
White Rose CC	Bradford West	Dugouts.
Wilsden CC	Shipley Area	Natural turf practice wickets and a roll on practice net.

## Security of tenure

The majority of cricket clubs in Bradford District are considered to have secured use with 21 responding clubs owning sites freehold. A number of clubs lease sites (16 clubs) either from the District Council, Parish councils or private landowners. Saltaire CC has three years remaining on its lease agreement at Roberts Park; Hepworth & Idle has five years remaining on its agreement; whilst Tong Park Esholt CC is in the process of negotiating a new agreement. All three of these clubs have lease agreements with CBMDC.

Of the eight clubs that rent home venues, two rent from the Council; two from of YCB at Park Avenue Cricket Ground; two from community groups, one from a school and one (Queensbury CC) from a local landowner. The latter is of particular concern as the Club reports that although the Club has rented the site from 90 years there is no formal, written agreement in place.

# BRADFORD DISTRICT ASSESSMENT REPORT

## 3.3: Demand

There are 62 clubs playing in Bradford District producing 135 senior and 103 junior cricket teams playing competitive matches, a number of which are unaffiliated. Demand at cricket clubs in Bradford District is good with 24 clubs (39%) fielding at least two senior and two junior teams.

*Table 3.6: Summary of affiliated team demand in Bradford District*

Club name	Analysis area	Number of competitive teams			
		Senior men	Senior women	Junior boys	Junior girls
Addingham CC	Keighley Area	2	-	5	-
Airedale CC	Keighley Area	2	-	-	-
Allerton CC	Bradford West	2	-	-	-
Baildon CC	Shipley Area	4	-	4	-
Bankfoot CC	Bradford South	2	-	-	-
Baptist Bowling CC	Bradford West	2	-	-	-
Ben Rhydding CC	Keighley Area	2	1	3	-
Bingley Congs CC	Shipley Area	3	-	-	-
Bolton Villas CC	Shipley Area	2	-	4	-
Bowling Old Lane CC	Bradford East	3	-	3	-
Bradford & Bingley CC	Shipley Area	3	-	8	-
Bradford Indians CC	Shipley Area	1	-	-	-
Bradford Ladies CC	Bradford West	-	2	-	-
Bradford Moor CC	Bradford East	1	-	-	-
Bradford Moor YCA CC	Shipley Area	2	-	-	-
Burley in Wharfedale CC	Shipley Area	3	-	9	-
Buttershaw St Pauls CC	Bradford South	3	-	4	-
Cambing CC	Bradford East	2	-	-	-
Central YMCA CC	Shipley Area	1	-	-	-
Clayton CC	Bradford South	2	-	3	-
Cross Flatts CC	Shipley Area	3	-	3	-
Cullingworth CC	Shipley Area	1	-	-	-
Denholme CC	Shipley Area	3	-	-	-
Denholme Clough CC	Bradford South	1	-	-	-
Eldwick & Gilstead CC	Shipley Area	1	-	-	-
Girlington CC	Bradford West	2	-	-	-
Great Horton Church CC	Bradford West	2	-	3	-
Great Horton Park Chapel CC	Bradford South	3	-	-	-
Harden CC	Shipley Area	2	-	2	-
Haworth CC	Keighley Area	2	-	1	-
Haworth Road Methodist CC	Shipley Area	2	-	-	-
Hepworth Idle CC	Bradford East	3	-	-	-
Ilkley CC	Keighley Area	3	-	6	-
Ingrow CC	Keighley Area	3	-	-	-
Interlink CC	Bradford West	1	-	-	-
Jer Lane CC	Bradford South	2	-	2	-
Karmand CC	Bradford East	1	-	-	-
Keighley CC	Keighley Area	3	-	1	-

## BRADFORD DISTRICT ASSESSMENT REPORT

Club name	Analysis area	Number of competitive teams			
		Senior men	Senior women	Junior boys	Junior girls
Keighley RZM Chemists CC	Keighley Area	1	-	-	-
Long Lee CC	Keighley Area	2	-	-	-
Low Moor Holy Trinity CC	Bradford South	2	-	2	-
Menston CC	Shipley Area	3	-	7	-
Muff Field CC	Bradford South	3	-	-	-
My Lahore CC	Shipley Area	1	-	-	-
Oakworth CC	Keighley Area	3	-	5	-
Olicanians CC	Keighley Area	3	-	4	-
On-q CC	Bradford West	1	-	-	-
Oxenhope CC	Keighley Area	2	-	3	-
Queensbury CC	Bradford South	3	-	1	-
Riddlesden CC	Keighley Area	1	-	1	-
Salem Athletic CC	Bradford West	2	-	-	-
Saltaire CC	Shipley Area	2	-	4	-
Shipley Provs CC	Shipley Area	3	-	-	-
Silsden CC	Keighley Area	1	-	-	-
Steeton CC	Keighley Area	3	-	5	-
Thackley CC	Bradford East	2	-	-	-
Thornton CC	Bradford West	3	-	2	-
Tong Park Esholt CC	Shipley Area	3	-	1	-
Undercliffe CC	Bradford East	3	-	2	-
White Rose CC	Bradford West	1	-	-	-
Wilsden CC	Shipley Area	2	-	1	-
Woodlands CC	Bradford South	2	-	4	-
<b>Total</b>		<b>132</b>	<b>3</b>	<b>103</b>	<b>-</b>

Women's and girls' cricket is a national priority and there is a target to establish two girls' and one women's team in every local authority over the next five years. 8-10% of the Whole Sport Plan funding is focused around women and girls and talent ID. Currently, Bradford Ladies CC and Ben Rhydding CC are the only community clubs with senior women's teams, these clubs act as a focus for women's and girls' cricket development in the area and YCB and other local clubs signpost female players to them. No clubs in Bradford provide dedicated junior girls' teams.

The ECB's refreshed strategy called "Inspire Generations" was announced in January 2019. It builds on the strong foundations laid by Cricket Unleashed and supports the growth of cricket in England and Wales between 2020 and 2024. At the heart of this strategy is a single unifying purpose, which gets to the core of what the game can do for society both on and off the field to ensure that cricket is in an even stronger position that it is in 2019.

Inspire Generations has six key priorities and activities including transforming women's and girls' cricket to increase the representation of women in every level of cricket by:

- ▶ Growing the base through participation and facilities investment.
- ▶ Launching centres of excellence and a new elite domestic structure.
- ▶ Investing in girls' county age group cricket.
- ▶ Delivering a girls' secondary school programme.

# BRADFORD DISTRICT ASSESSMENT REPORT

There will be a structured pathway for women and girls in both softball and hardball cricket. At the time of writing the pathways and clubs involved in Bradford are still in the planning stages.

## **Short format cricket**

### *Last man stands (LMS)*

Last Man Stands (LMS) is a short format of cricket operated on a franchise basis but affiliated to the ECB, where matches are typically played midweek on NTPs.

There is an LMS league operating within Bradford District; the LMS West Yorkshire League utilises venues across both Bradford and Leeds with four leagues of up to eight teams. Three Bradford venues are accessed by the League, Low Moor Holy Trinity Cricket Club, Park Avenue Cricket Ground and Karmand Cricket Ground; along with a further 16 venues in Leeds.

League winners progress on to a National knock-out competition leading to a Last Man Stands final. The winners of the final then go on to compete in the World Championship against national champions from across the world.

There are additional LMS leagues operating locally in both Calderdale and Kirklees, however, these are smaller in size and do not utilise venues in Bradford.

## **Future demand**

Team generation rates (TGRs) are used below as the basis for calculating the number of teams likely to be generated in the future based on population growth.

*Table 3.7: Team generation rates applied District wide (2030)*

Age group	Current population within age group	Current no. of teams	Team generation rate	Future population within age group (2030) <sup>13</sup>	Predicted future number of teams	Additional teams that may be generated from the increased population
Senior Men's (18-55)	132,366	132	1:1003	127,158	126.8	0
Senior Women's (18-55)	132,452	3	1:44151	126,325	2.9	0
Junior Boys (7-18)	46,124	103	1:448	47,317	105.7	2
Junior Girls (7-18)	44,651	0	1:0	45,909	0.0	0

TGRs, when applied District wide, predict an increase of two junior boys' teams with no other age group predicted to see participation increase sufficient to create whole new teams, though some increases in participation may join existing squads. However, clubs in the District also have aspirations relating to participation numbers.

When looking at TGRs by analysis area to give a more localised approach in Bradford, it is apparent that all future demand anticipated through TGR growth will be located in the Shipley Analysis Area.

<sup>13</sup> TGRs are based on population forecasts to 2030 which is in line with Bradford District's Local Plan timeframe.



## BRADFORD DISTRICT ASSESSMENT REPORT

It should be noted that when TGRs are applied in this Analysis Area, the creation of only one junior boys' team is predicted. When TGRs are applied to the other analysis areas no additional teams are predicted to be created by population changes.

29 clubs in Bradford District express ambitions to increase the number of teams representing respective clubs. Four clubs, Bankfoot, Low Moor Holy Trinity, Menston and Salem Athletic all aspire to create four new teams.

Five clubs hope to establish new senior women's teams; whilst eight want to create additional senior men's teams. Nearly all of the clubs with aspirations to grow report ambitions to establish at least one new junior team; with only Interlink CC and Saltaire CC not reporting aspirations to create additional junior squads.

No clubs in Bradford District report ambitions to establish junior girls' teams, but many did acknowledge that should demand grow within other junior squads for a separate girls' team then the Club would accommodate this.

*Table 3.8: Summary of future demand (club aspirations)*

Club	Analysis area	Senior men's team	Senior women's team	Junior boys' team	Junior girls' team
Addingham CC	Keighley Area	-	-	1	-
Airedale CC	Keighley Area	-	-	1	-
Bankfoot CC	Bradford South	-	-	4	-
Bingley Congs CC	Shipley Area	-	-	1	-
Bowling Old Lane CC	Bradford East	1	-	1	-
Bradford Indian CC	Shipley Area	-	-	1	-
Burley in Wharfedale CC	Shipley Area	-	1	1	-
Buttershaw St Paul's CC	Bradford South	-	-	1	-
Clayton CC	Bradford South	-	-	1	-
Cross Flatts CC	Shipley Area	-	-	2	-
Denholme CC	Shipley Area	-	-	1	-
Denholme Clough CC	Bradford South	1	-	1	-
Great Horton Church CC	Bradford West	-	1	1	-
Great Horton Park Chapel CC	Bradford South	-	-	1	-
Harden CC	Shipley Area	1	-	1	-
Haworth CC	Keighley Area	-	-	1	-
Hepworth & Idle CC	Bradford East	1	-	1	-
Ilkley CC	Keighley Area	-	-	2	-
Interlink CC	Bradford West	1	-	-	-
Jer Lane CC	Bradford South	-	-	2	-
Low Moor Holy Trinity CC	Bradford South	1	1	2	-
Menston CC	Shipley Area	-	1	3	-
Oxenhope CC	Keighley Area	-	-	2	-
Salem Athletic CC	Bradford West	1	1	2	-
Saltaire CC	Shipley Area	1	-	-	-
Thornton CC	Bradford West	-	-	1	-
Tong Park Esholt CC	Shipley Area	-	-	2	-
Undercliffe CC	Bradford West	-	-	2	-

## BRADFORD DISTRICT ASSESSMENT REPORT

Club	Analysis area	Senior men's team	Senior women's team	Junior boys' team	Junior girls' team
Wilsden CC	Shipley Area	-	-	1	-
<b>Total</b>		<b>8</b>	<b>5</b>	<b>40</b>	<b>-</b>

Senior men's teams in Bradford District competing at peak time (Saturday) currently play an average of 11 home matches each season, so assuming that new teams participate at peak time this increase equates to a requirement for approximately 88 additional adult match sessions per season to accommodate new teams.

Senior women's team in Bradford District competing currently play an average of five home matches each season meaning that an additional 25 adult match sessions per season to accommodate new teams.

Junior boys' teams play an average of six home matches per season representing a further requirement for approximately 240 junior boys' match sessions per season to accommodate proposed new teams. Junior cricket takes place midweek and can therefore take place over a number of evenings, meaning that accommodating the increased demand should be less complex.

It is important to note that TGRs are based on population figures and cannot account for specific targeted development work within certain areas or focused towards certain groups, such as NGB initiatives or coaching within schools.

*Table 3.9: Summary of future demand (TGRs and club aspirations combined)*

Age group	Future demand				
	Senior men	Senior women	Junior boys	Junior girls	Total
Bradford East	2	-	2	-	<b>4</b>
Bradford South	2	1	12	-	<b>15</b>
Bradford West	2	2	6	-	<b>10</b>
Keighley Area	-	-	7	-	<b>7</b>
Shipley Area	2	2	14	-	<b>18</b>
<b>Total</b>	<b>7</b>	<b>5</b>	<b>41</b>	<b>-</b>	<b>54</b>

Table 3.9 shows a summary of quantified club aspirations for future demand; however, clubs in Bradford District may be more ambitious than this initially suggests with clubs having written development plans in place which state they want to attract new players and retain current members, especially regarding junior and female participation.

The subsequent PPS Strategy & Action Plan Report will contain a housing growth scenario which will estimate the additional demand for cricket arising from anticipated housing development across the District.

### *All Stars Cricket*

In partnership with the ECB and Chance to Shine, 18 cricket clubs in Bradford District registered to become an ECB All Stars Cricket Centre in 2018. Once registered, a club can deliver the programme which aims to introduce cricket to children aged from five to eight. Subsequently, this may lead to increased interest and demand for junior cricket at clubs. The programme seeks to achieve the following aims:

# BRADFORD DISTRICT ASSESSMENT REPORT

---

- ◀ Increase cricket activity for five to eight year olds in the school and club environment
- ◀ Develop consistency of message in both settings to aid transition
- ◀ Improve generic movement skills for children, using cricket as the vehicle
- ◀ Make it easier for new volunteers to support and deliver in the club environment
- ◀ Use fun small sided games to enthuse new children and volunteers to follow and play the game

The clubs in Bradford that ran the All Stars Cricket programme in 2018 are:

- |                           |                            |
|---------------------------|----------------------------|
| ◀ Bingley Congs CC        | ◀ Low Moor Holy Trinity CC |
| ◀ Bolton Villas CC        | ◀ Muff Field CC            |
| ◀ Bowling Old Lane CC     | ◀ Queensbury CC            |
| ◀ Bradford & Bingley CC   | ◀ Salem Athletic CC        |
| ◀ Buttershaw St Paul's CC | ◀ Thackley CC              |
| ◀ Clayton CC              | ◀ Thornton CC              |
| ◀ East Brierley CC        | ◀ Undercliffe CC           |
| ◀ Great Horton Church CC  | ◀ Wilsden CC               |
| ◀ Harden CC               | ◀ Woodlands CC             |

## *Schools cricket*

Chance to Shine is a national charity which aims to educate young people and teach them vital life skills through cricket. Since 2005 the Charity's school programme has helped combat the decline of participation in cricket, especially in state schools. In Bradford District it works in partnership with the YCB and local clubs to engage both girls and boys to play and learn through engagement. This is achieved through but not limited by teacher training, club/school partnership and curricular/extracurricular coaching.

## ***Displaced demand***

Displaced or exported demand refers to Bradford District based teams that are currently accessing pitches outside of the local authority for their home fixtures, normally because their pitch requirements cannot be met, which is usually because of pitch supply, in some cases quality issues or stipulated league requirements for access to certain facilities. In the same manner, it also refers to demand imported from other local authorities into the District based on the same reasoning. At present, only one senior team is displaced out of the District to access supply. Thornton CC senior men's 3<sup>rd</sup> XV is displaced to both Calderdale and Kirklees to access provision for match demand on Saturdays.

## ***Unmet demand***

Unmet demand is existing demand that is not able to access sufficient pitches. It is usually expressed, for example, when a team is already training but is unable to access a match pitch, or when a league has a waiting list. There is no recorded unmet demand for cricket in Bradford District.

## ***Delivering the ECB South Asian Action Plan***

The purpose of the strategy is to engage better with South Asian communities, to grow the game and to make it better for everyone. There are one million South Asian Cricket Fans across England and Wales; and South Asians represent a third of the playing base. Removing barriers to improve engagement is a priority. This will be done through building strong relationships between South Asian communities, the ECB, counties, clubs and the cricket network. Cricket will be used to make a positive difference to communities.

# BRADFORD DISTRICT ASSESSMENT REPORT

---

Bradford is one of ten ECB core cities and has the third largest South Asian population in England and Wales (130,000). Facility development and investment is a key priority action to enable year round cricket facilities in urban areas; reducing the challenges of availability, quality and cost. Bradford will host one the three initial Urban Indoor Cricket Centres. At the time of writing consultation is in process to find the most appropriate space for ECB investment.

Outdoors, ECB funded non-turf pitches on selected sites will be installed during 2019 as part of the wider action plan. At the end of 2018, it was announced that cricket will receive £1.2 million from Sport England to take All Stars Cricket into cities as a vehicle to engage 2,000 South Asian women with volunteering roles over four years to reach a key under represented group. Bradford is one of eight urban core cities to benefit from this funding and programme.

### **Peak time demand**

An analysis of match play identifies peak time demand for senior cricket as Saturdays, with 109 senior teams (81%) playing on this day. There is, however, a level of demand for Sunday cricket, 16 teams (12%); and midweek cricket, ten teams (7%) playing on this day.

For junior cricket, peak time demand is considered to be midweek (79%), although 22 teams do play on a Sunday. It should therefore be noted that midweek cricket has the potential to be spread across numerous days Monday to Friday (though some time will be required for square preparation/repair and training) and as a result squares have greater capacity to carry junior demand providing the pitches are not overplayed.

### **3.4: Capacity analysis**

Capacity analysis for cricket is measured on a seasonal rather than weekly basis. This is due to playability (i.e. only one match is generally played per square per day at weekends or weekday evening). Wickets are rotated throughout the season to reduce wear and allow repair. Therefore, it is more accurate to assess capacity seasonally rather than weekly. The capacity of a square to accommodate matches is driven by the number and quality of wickets. This section presents the current square stock available for cricket and illustrates the number of competitive matches per season per square.

As a guide, The ECB has set a standard number of matches that each grass wicket pitch type should be able to accommodate without adversely affecting its current quality (pitch capacity). Taking into consideration the guidelines on capacity the following was concluded:

Adult wickets		Junior wickets	
Pitch quality	Matches per week	Pitch quality	Matches per week
Good	5	Good	7
Standard	4	Standard	4
Poor	0	Poor	0

## BRADFORD DISTRICT ASSESSMENT REPORT

---

To help calculate square capacity, the ECB suggests that a good quality natural turf wicket should be able to take five matches per season per natural turf wicket (adults). This information is used to allocate capacity ratings as follows:

<b>Potential capacity</b>	Play is below the level the site could sustain
<b>At capacity</b>	Play matches the level the site can sustain
<b>Overused</b>	Play exceeds the level the site can sustain

## BRADFORD DISTRICT PLAYING PITCH STRATEGY ASSESSMENT REPORT

Table 3.10: Natural turf cricket square capacity (sites with recorded community)

Site ID	Site name	Analysis area	Security of tenure	Community use availability	Teams/groups accommodated	Quality rating <sup>14</sup>	Number of pitches	Number of natural turf wickets	Actual play (match equivalent sessions per season)	Capacity (match equivalent sessions per season)	Capacity rating (sessions per season)
2	Addingham Cricket Club	Keighley Area	Secure	Yes	Addingham CC	Good	1	8	54	40	14
4	Airedale CC	Keighley Area	Secure	Yes	Airedale CC	Good	1	7	28	35	7
6	Allerton Cricket Club	Bradford West	Secure	Yes	Allerton CC	Standard	1	4	20	16	4
10	Avenue Road Playing Fields	Bradford East	Secure	Yes-unused	-	Poor	1	2	0	0	-
12	Baildon Rugby and Cricket Ground	Shipley Area	Secure	Yes	Baildon CC	Standard	1	6	32	24	8
13	Bankfoot Cricket Ground	Bradford South	Secure	Yes	Bankfoot CC	Standard	1	12	24	48	24
18	Ben Rhydding Sports Club	Keighley Area	Secure	Yes	Ben Rhydding CC	Good	1	6	47	30	17
20	Bingley Congregationals Cricket Club	Shipley Area	Secure	Yes	Bingley Congs CC	Standard	1	15	24	60	36
24	Bolton Villas Cricket Ground	Shipley Area		Yes	Bolton Villas CC	Standard	1	6	50	24	26
25	Bowling Old Lane CC	Bradford East		Yes	Bowling Old Lane CC	Good	1	10	49	50	1
26	Bowling Park	Bradford East	Secure	Yes-unused	-	Standard	1	5	0	20	20
29	Bradford & Bingley Sports & Social Club	Shipley Area	Secure	Yes	Bradford & Bingley CC	Good	3	26	100	130	30
33	Bradford Grammar School	Bradford West	<b>Unsecure</b>	Yes-unused	-	Standard	1	3	0	12	12
40	Burley in Wharfedale Sports & Cricket Club	Shipley Area	Secure	Yes	Burley in Wharfedale CC	Good	1	12	87	60	27
43	Buttershaw St Paul's Cricket Club	Bradford South	Secure	Yes	Buttershaw St Paul's CC	Standard	1	6	36	24	12
44	Cambing Cricket Club	Bradford East	Secure	Yes	Cambing CC	Poor	1	4	22	0	22
49	Clayton Cricket Club	Bradford West	Secure	Yes	Clayton CC	Standard	1	6	34	24	10
59	Crossflats CC - Ryshworth Park	Shipley Area	Secure	Yes	Cross Flatts CC	Standard	1	8	43	32	11
62	Cullingworth Sports Club	Shipley Area	Secure	Yes	Cullingworth CC	Standard	1	2	11	8	3
66	Denholme CC	Shipley Area	Secure	Yes	Denholme CC	Good	1	10	32	50	18
81	Esholt Sport & Social Club	Shipley Area	Secure	Yes	Tong Park Esholt CC	Standard	1	6	24	24	-
82	Ewart Street Cricket Ground - Great Horton CC	Bradford South	Secure	Yes	Great Horton Park Chapel CC	Good	1	10	26	50	24
89	Girlington CC - Little Horton Green Cricket Ground	Bradford West	Secure	Yes	Girlington CC	Standard	1	5	24	20	4
92	Great Horton Church CC	Bradford West	Secure	Yes	Great Horton Church CC	Standard	1	8	46	32	14
95	Greenwood Park	Bradford West	Secure	Yes	Bingley Congs CC	Poor	1	6	16	0	16
97	Harden CC	Shipley Area	Secure	Yes	Harden CC	Standard	1	6	25	24	1
100	Haworth CC	Keighley Area	Secure	Yes	Haworth CC	Good	1	6	28	30	2
103	Haworth Road Methodists Church CC	Shipley Area	Secure	Yes	Haworth Road Methodists CC	Good	1	8	24	40	16
104	Haworth Westend Cricket Field	Keighley Area	Secure	Yes	Oakworth CC	Standard	1	8	16	32	16
105	Hepworth & Idle Cricket Club	Bradford East	Secure	Yes	Hepworth Idle CC	Standard	1	10	25	40	15
108	Hill Top Rd - Thornton Cricket Club	Bradford West	Secure	Yes	Thornton CC Bradford Ladies CC	Standard	1	12	47	48	1
109	Hirst Lane Playing Fields	Shipley Area	Secure	Yes-unused	-	Standard	1	6	0	24	24

<sup>14</sup> As derived from the non-technical site assessments and user feedback<sup>12</sup>



## BRADFORD DISTRICT PLAYING PITCH STRATEGY ASSESSMENT REPORT

Site ID	Site name	Analysis area	Security of tenure	Community use availability	Teams/groups accommodated	Quality rating <sup>14</sup>	Number of pitches	Number of natural turf wickets	Actual play (match equivalent sessions per season)	Capacity (match equivalent sessions per season)	Capacity rating (sessions per season)
111	Horsfall Playing Fields	Bradford South	Secure	Yes	Denholme Clough CC	Standard	1	5	12	20	8
116	Idle Cricket Ground	Bradford East	Secure	Yes-unused	-	Good	1	4	0	20	20
119	Ilkley Cricket Ground	Keighley Area	Secure	Yes	Ilkley CC	Good	3	29	65	145	80
123	Ingrow CC	Keighley Area	Secure	Yes	Ingrow CC	Standard	1	10	32	40	8
126	Intake Road - Undercliffe CC	Bradford East	Secure	Yes	Undercliffe CC	Standard	1	12	33	48	15
127	Jer Lane Cricket Field	Bradford South	Secure	Yes	Jer Lane CC	Standard	1	12	38	48	10
129	Keighley Cricket Ground	Keighley Area	Secure	Yes	Keighley CC Keighley RZM CC	Standard	1	16	48	46	2
131	King George V Playing Fields	Shipley Area	<b>Unsecure</b>	Yes	Bradford Indians CC Central YMCA CC	Poor	1	12	19	0	19
138	Long Lee CC	Keighley Area	Secure	Yes	Long Lee CC	Standard	1	7	22	28	6
139	Low Moor Holy Trinity Cricket Club	Bradford South	Secure	Yes	Low Moor Holy Trinity CC	Good	1	10	28	50	22
142	Manningham Mills Sports Ground	Bradford West	Secure	Yes	Baptist Bowling CC	Standard	1	5	21	20	1
143	Marley Sports Centre	Keighley Area	Secure	Yes-unused	-	Standard	1	8	-	32	32
146	Menston Cricket Club	Shipley Area	Secure	Yes	Menston CC	Standard	1	16	69	64	5
148	Muff Field CC	Bradford South	Secure	Yes	Muff Field CC	Standard	1	7	25	28	3
150	Myra Shay Playing Fields	Bradford East	Secure	Yes-unused	-	Standard	1	2	0	8	8
152	Nab Wood Sports Centre/ Samuel Lister Academy	Shipley Area	Secure	Yes-unused	-	Standard	1	6	0	24	24
155	Northcliffe Park	Shipley Area	Secure	Yes	Bradford YCA CC	Standard	1	6	20	24	4
158	Oakworth CC	Keighley Area	Secure	Yes	Oakworth CC	Good	1	10	58	50	8
162	Olicanian Cricket Ground	Keighley Area	Secure	Yes	Olicanian CC	Standard	1	4	57	16	41
165	Oxenhope CC	Keighley Area	Secure	Yes	Oxenhope CC	Good	1	8	36	40	4
166	Park Avenue Cricket Ground	Bradford West	Secure	Yes	Interlink CC On-q CC White Rose CC	Good	1	17	32	85	53
173	Queensbury Cricket Ground	Bradford South	Secure	Yes	Queensbury CC	Standard	1	2	27	8	19
176	Riddlesden Cricket Club	Keighley Area	Secure	Yes	Riddlesden CC	Standard	1	8	18	32	14
177	Roberts Park	Shipley Area	Secure	Yes	My Lahore CC Saltaire CC	Good	1	8	58	40	18
180	Salem Athletic Cricket Club, Garden Lane	Bradford West	Secure	Yes	Salem Athletic CC	Poor	1	4	24	0	24
182	Salts (Saltaire) Sports Association	Shipley Area	Secure	Yes	Shipley Provs CC	Standard	1	10	24	40	16
183	Sandal Primary School	Shipley Area	<b>Unsecure</b>	Yes	Baildon CC	Standard	1	7	21	28	7
190	St Bede's & St Joseph's Catholic College	Bradford West	Unsecure	Yes-unused	-	Standard	1	5	0	20	20
192	Steeton AFC - Doris Wells Foundation Ground	Keighley Area	Secure	Yes	Steeton CC	Standard	1	10	58	40	18
196	Thackley Cricket & Football Club	Bradford East	Secure	Yes	Thackley CC	Standard	1	4	23	16	7
205	Tong Park Esholt CC	Shipley Area	Secure	Yes	Tong Park Esholt CC	Good	1	8	11	40	29
206	Tong Sports Centre/Tong High School	Bradford South	Secure	Yes-unused	-	Standard	1	4	0	16	16
208	Laisterdyke Cricket & Athletic Club	Bradford East	Secure	Yes	Bradford Moor CC	Standard	1	7	10	28	18



**BRADFORD DISTRICT PLAYING PITCH STRATEGY  
ASSESSMENT REPORT**

Site ID	Site name	Analysis area	Security of tenure	Community use availability	Teams/groups accommodated	Quality rating <sup>14</sup>	Number of pitches	Number of natural turf wickets	Actual play (match equivalent sessions per season)	Capacity (match equivalent sessions per season)	Capacity rating (sessions per season)
223	Wildsen CC	Shipley Area	Secure	Yes	Wildsen CC	Standard	1	8	32	32	-
229	Woodlands Sports Hall & Cricket Club	Bradford South	Secure	Yes	Woodlands CC	Good	1	14	33	70	37
879	Tong Manor CC	Bradford South	Secure	Yes	-	Standard	1	10	0	40	40
882	Karmand Cricket Ground	Bradford East	Secure	Yes	Karmand CC	Standard	1	12	10	48	38

# BRADFORD DISTRICT PLAYING PITCH STRATEGY ASSESSMENT REPORT

## Spare capacity

The next step is to ascertain whether or not any identified 'potential capacity' can be deemed 'actual spare capacity' by which it is available at peak time. There may be situations where, although a site is highlighted as potentially able to accommodate some additional play, this should not be recorded as spare capacity against the site. For example, a site may be managed to regularly operate slightly below full capacity to ensure that it can cater for a number of regular training sessions, or to protect the quality of the site.

In order to fully establish actual spare capacity, the peak period needs to be established. An analysis of match play identifies that peak time demand for natural turf squares for senior cricket is Saturday (109 teams), though there is also demand for Sunday (16 teams) and midweek cricket (ten teams).

Those sites which display potential capacity of less than 11 matches per season have been excluded from the capacity analysis on the basis that they do not exhibit enough spare capacity to accommodate another senior men's club team, based on an average of 11 home matches per team each season. 13 sites with some potential spare capacity have been ruled out on this basis.

Of those sites with existing community use, there are 18 sites which show sufficient potential spare capacity on senior natural turf squares in Bradford District, totalling 501 match sessions per season.

Table 3.11: Actual square capacity on natural turf cricket squares at senior peak time

Site ID	Site name	Analysis area	Capacity rating (sessions per season)	Match equivalent sessions available (Saturday)	Comment
13	Bankfoot Cricket Ground	Bradford South	24	-	No actual spare capacity available during the peak period.
20	Bingley Congregationals Cricket Club	Shipley Area	36	-	No actual spare capacity available during the peak period.
29	Bradford & Bingley Sports & Social Club	Shipley Area	30	1	One MES of actual spare capacity during the peak period.
66	Denholme CC	Shipley Area	18	-	No actual spare capacity available during the peak period.
82	Ewart Street Cricket Ground - Great Horton CC	Bradford South	24	-	No actual spare capacity available during the peak period.
103	Haworth Road Methodists Church CC	Shipley Area	16	-	No actual spare capacity available during the peak period.
104	Haworth Westend Cricket Field	Keighley Area	16	0.5	0.5 MES of actual spare capacity during the peak period.
105	Hepworth & Idle Cricket Club	Bradford East	15	-	No actual spare capacity available during the peak period.

## BRADFORD DISTRICT PLAYING PITCH STRATEGY ASSESSMENT REPORT

Site ID	Site name	Analysis area	Capacity rating (sessions per season)	Match equivalent sessions available (Saturday)	Comment
119	Ilkley Cricket Ground	Keighley Area	80	2	Two MES of actual spare capacity during the peak period.
126	Intake Road - Undercliffe CC	Bradford East	15	-	No actual spare capacity available during the peak period.
139	Low Moor Holy Trinity Cricket Club	Bradford South	22	-	No actual spare capacity available during the peak period.
166	Park Avenue Cricket Ground	Bradford West	53	0.5	0.5 MES of actual spare capacity during the peak period.
176	Riddlesden Cricket Club	Keighley Area	14	0.5	0.5 MES of actual spare capacity during the peak period.
182	Salts (Saltaire) Sports Association	Shipley Area	16	-	No actual spare capacity available during the peak period.
205	Tong Park Esholt CC	Shipley Area	29	0.5	0.5 MES of actual spare capacity during the peak period.
208	Laisterdyke Cricket & Athletic Club	Bradford East	18	0.5	0.5 MES of actual spare capacity during the peak period.
229	Woodlands Sports Hall & Cricket Club	Bradford South	37	-	No actual spare capacity available during the peak period.
882	Karmand Cricket Ground	Bradford East	38	1	One MES of actual spare capacity during the peak period.

In practice, although 18 sites display potential spare capacity, only eight sites have actual spare capacity at senior peak time (Saturday). Conversely, 17 sites are able to accommodate more competitive senior teams on Sunday, with Park Avenue Cricket Ground the only site unable to accommodate additional demand on this day.

# BRADFORD DISTRICT PLAYING PITCH STRATEGY ASSESSMENT REPORT

## Overplay

Table 3.12: Overplay on natural turf cricket squares

Site ID	Site name	Analysis area	Number of squares	Overplay (matches per season)
2	Addingham Cricket Club	Keighley Area	1	14
6	Allerton Cricket Club	Bradford West	1	4
12	Baildon Rugby and Cricket Ground	Shipley Area	1	8
18	Ben Rhydding Sports Club	Keighley Area	1	17
24	Bolton Villas Cricket Ground	Shipley Area	1	26
40	Burley in Wharfedale Sports & Cricket Club	Shipley Area	1	27
43	Buttershaw St Paul's Cricket Club	Bradford South	1	12
44	Cambing Cricket Club	Bradford East	1	22
49	Clayton Cricket Club	Bradford West	1	10
59	Crossflats CC - Ryshworth Park	Shipley Area	1	11
62	Cullingworth Sports Club	Shipley Area	1	3
89	Girlington CC - Little Horton Green Cricket Ground	Bradford West	1	4
92	Great Horton Church CC	Bradford West	1	14
95	Greenwood Park	Bradford West	1	16
97	Harden CC	Shipley Area	1	1
129	Keighley Cricket Ground	Keighley Area	1	2
131	King George V Playing Fields	Shipley Area	1	19
142	Manningham Mills Sports Ground	Bradford West	1	1
146	Menston Cricket Club	Shipley Area	1	5
158	Oakworth CC	Keighley Area	1	8
162	Olicanian Cricket Ground	Keighley Area	1	41
173	Queensbury Cricket Ground	Bradford South	1	19
177	Roberts Park	Shipley Area	1	18
180	Salem Athletic Cricket Club, Garden Lane	Bradford West	1	24
192	Steeton AFC - Doris Wells Foundation Ground	Keighley Area	1	18
196	Thackley Cricket & Football Club	Bradford East	1	7

There are 26 natural grass squares in Bradford District considered to be overplayed by an accumulative 351 match equivalent sessions per season. Four of these squares are of poor quality; and therefore, do not have capacity to accommodate any match demand. Despite this, all four poor quality squares are utilised for match demand, contributing 81 match equivalent sessions of overplay per season.

The Shipley Analysis Area has the largest amount of overplay, 118 match equivalent sessions across nine sites. The Keighley Area has six squares overplayed by a combined 100 match equivalent sessions per season and the Bradford West Analysis Area has seven squares overplayed by 73 match equivalent sessions. Both the Bradford East and Bradford South analysis areas have two natural turf squares that are overplayed by 29 and 31 match equivalent sessions per season, respectively.

# BRADFORD DISTRICT PLAYING PITCH STRATEGY ASSESSMENT REPORT

## 3.5: Supply and demand analysis

Table 3.13 below explores total available spare capacity over the season, considered against total overplay and future demand identified and quantified through consultation and TGRs.

Match equivalent sessions per season for future demand has been calculated using the average number of matches played per season by the respective team type (11 matches for senior men, five for senior women and six for juniors). As previously mentioned, junior teams generally play midweek across a variety of days; consequently, spare capacity is considered to exist for junior matches both now and in the future and should be judged on a site by site basis where clubs have particular aspiration to increase the number of junior teams.

Table 3.13: Capacity of natural turf cricket squares

Analysis area	Total spare capacity (match sessions)	Demand (match sessions per season)			
		Overplay	Current total	Future demand	Total
Bradford East	56	29	27	34	7
Bradford South	-	31	31	99	130
Bradford West	53	73	20	68	88
Keighley Area	110	100	10	42	32
Shipley Area	59	118	59	116	175
<b>Total</b>	<b>278</b>	<b>351</b>	<b>73</b>	<b>359</b>	<b>432</b>

Overall, there is a shortfall of 73 match equivalent sessions per season in Bradford District; which is exacerbated when future demand is considered, increasing to a shortfall of 432 match equivalent sessions per season.

Analysis suggests there is sufficient capacity at present to cater for current demand in both the Bradford East and Keighley analysis areas; with the other three analysis areas all displaying shortfalls in capacity.

The Shipley Analysis Area has the largest shortfall at present, 59 match equivalent sessions, which increases to 175 match equivalent sessions per season when future demand is considered. Similarly, shortfalls in both the Bradford South Analysis Area and the Bradford West Analysis Area are exacerbated when future demand is considered.

The spare capacity in both the Bradford East and Keighley analysis areas become shortfalls when future demand is considered.

## 3.6: Conclusion

In conclusion, existing supply of outdoor cricket facilities is insufficient to cater for levels of both current and anticipated future demand for weekend and midweek cricket. Improving the quality of natural turf squares will increase capacity across the District; eliminating overplay at poor quality sites and reducing the shortfall at others. Additionally, leagues should be encouraged to allow greater utilisation of NTPs for match demand, particularly to accommodate junior and shorter format demand.

# BRADFORD DISTRICT PLAYING PITCH STRATEGY ASSESSMENT REPORT

Focus should also be to continue to drive participation growth, especially through the All Stars Cricket programme and to ensure that facilities are able to sufficiently cater for this junior development activity, especially the quality of ancillary facilities and toilets required to support junior delivery including for females.

## Cricket summary

- ◀ **Present and future demand for cricket cannot be sufficiently accommodated by existing supply of facilities.**
- ◀ **Supply and demand analysis of natural turf cricket squares in Bradford District at peak times suggests there is a significant shortfall of provision.**
- ◀ In total, there are 73 natural turf cricket squares in Bradford District located across 69 sites, all of which are available for community use.
- ◀ The Shipley Analysis Area has the most natural grass squares with 32% of the supply, whilst the Bradford South, East and West analysis areas each have 11 natural grass squares (15% each).
- ◀ In total, there are 20 non-turf pitches (NTPs) in Bradford District. Of which, five are standalone and the remaining are all located at club sites within the existing square.
- ◀ The majority of natural turf cricket squares 45 (62%) were found to be of standard quality and 23 (32%) to be of good quality. Five natural turf squares in the District are considered poor quality; three of which are located at Council owned sites.
- ◀ 67% of responding clubs in Bradford District consider the ancillary facilities home venues to be of a good quality, with 11 (24%) considering ancillary facilities to be of standard or acceptable quality; and four reporting that ancillary facilities on site are of a poor or unacceptable quality.
- ◀ More than half of the responding clubs report a need for improved training facilities, with these aspiring to have an NTP installed or resurfaced on site, in addition to roll on practice nets which could be used to accommodate training demand.
- ◀ The majority of cricket clubs in Bradford District are considered to have secured use with 21 of the responding clubs owning sites freehold, 16 clubs leasing home venues and eight renting sites. Of particular concern should be Queensbury CC which rents its home venue from a local landowner without a formal, written agreement in place.
- ◀ There are 62 affiliated clubs playing in Bradford District. producing 135 senior and 103 junior cricket teams playing competitive matches, a number of which are unaffiliated.
- ◀ Team generation rates based on future population when applied District wide, predict an increase of two junior boys' teams, however when TGRs are applied by Analysis Area only one junior team is forecast to be created, located in the Shipley Area.
- ◀ In Bradford District 18 clubs operate as All Star centres, with future demand predicted to come from a number of these.
- ◀ An analysis of match play identifies that peak time demand for natural turf squares for senior cricket is Saturday (109 teams), though there is also demand for Sunday (16 teams) and midweek cricket (ten teams).
- ◀ Of those sites with existing community use, there are 18 sites which show sufficient potential spare capacity on senior natural turf squares in Bradford District, totalling 501 match sessions per season. However, only eight sites have actual spare capacity at senior peak time (Saturday).
- ◀ There are 26 natural grass squares in Bradford District considered to be overplayed by an accumulative 351 match equivalent sessions per season.
- ◀ Analysis suggests there is sufficient capacity at present to cater for current demand in both the Bradford East and Keighley analysis areas, with the other three areas all displaying shortfalls. Overall there is a shortfall of provision across the District which is exacerbated when future demand is considered.

# BRADFORD DISTRICT PLAYING PITCH STRATEGY ASSESSMENT REPORT

## PART 4: RUGBY UNION

### 4.1: Introduction

The Rugby Football Union (RFU) is the national governing body for rugby union. It is split into six areas across the Country with a workforce team that covers development, coaching, governance and competitions, Bradford falls into Area 6. A full-time development officer is responsible for Bradford (as part of the wider region) and works closely with all clubs to maximise their potential. This work involves developing club structures, working towards the RFU accreditation (Clubmark) and the development of school-club structures.

#### **Consultation**

Of the eight community rugby union clubs currently playing within Bradford; two were met with face-to-face, with the remaining clubs offered the chance to complete an online survey. In total, seven clubs responded to consultation requests, giving an 88% response rate, with Old Grovians RFC the only club not to respond.

### 4.2: Supply

Within Bradford there are 30 senior, two junior and a mini pitch provided across 19 sites. All but one of these pitches are available for community use. The one pitch unavailable for community use is located at Holy Family Catholic School and is currently completely unused due to the poor quality and drainage of the pitch. Seven of the senior pitches are floodlit.

The mini and junior pitches available for community use in Bradford District are all located in the Keighley Analysis Area, specifically at Keighley RFC (mini pitch), East Holmes Playing Field (junior pitch) and Beckfoot Oakbank School (junior pitch).

The Keighley Analysis Area has the largest number of rugby union pitches available for community use (12 pitches), distributed across eight sites. This is three more than the number of pitches in the Shipley Analysis Area; and four more than in the Bradford West Analysis Area.

Bradford East Analysis Area has the lowest number of rugby union pitches available for community use (one pitch) with Bradford South Analysis Area providing just two pitches.

One of the senior rugby union pitches in Bradford West Analysis Area is marked for rugby league throughout the summer months.

*Table 4.1: Supply of rugby union pitches available for community use*

Local authority	No. of senior pitches	No. of junior pitches.	No. of mini pitches
Bradford East	1	-	-
Bradford South	2	-	-
Bradford West	8	-	-
Keighley Area	9	2	1
Shipley Area	9	-	-
<b>Bradford</b>	<b>29</b>	<b>2</b>	<b>1</b>



## BRADFORD DISTRICT PLAYING PITCH STRATEGY ASSESSMENT REPORT

---

Traditionally, mini and junior rugby takes place on over marked senior pitches and this is the case across Bradford, although some mini teams utilise dedicated mini pitches, where available.

The audit only identifies dedicated, line marked pitches. For rugby union pitch dimension sizes please see the table below.

*Table 4.2: Pitch dimensions*

Age	Pitch type	Maximum pitch dimensions (metres) <sup>15</sup>
U7	Mini	20 x 12
U8	Mini	44 x 22
U9	Mini	60 x 30
U10	Mini	60 x 34
U11	Mini	60 x 43
U12	Mini	60 x 43
U13	Junior	90 x 60 (60 x 43 for girls)
U14 +	Senior	100 x 70 <sup>16</sup>

### **Future supply**

Although not currently a pitch, there is sufficient space at Wibsey Rugby Pitch for the creation of a second senior rugby union pitch in the place of an old redgra running track currently on the site which is reportedly unused. The creation of a second pitch would support the development of both Wibsey RFC and Wibsey Warriors ARLFC, providing greater capacity for longer term development of both clubs.

Bumble Bees RFC reports aspirations to develop a junior size pitch at Bradford & Bingley Sports & Social Club which it can use for both match and training demand. The Club reports that a junior size pitch is more appropriate for its participants, as Bumble Bees RFC is available for both disabled and able-bodied players to compete alongside one another meaning that a smaller pitch would be more suitable.

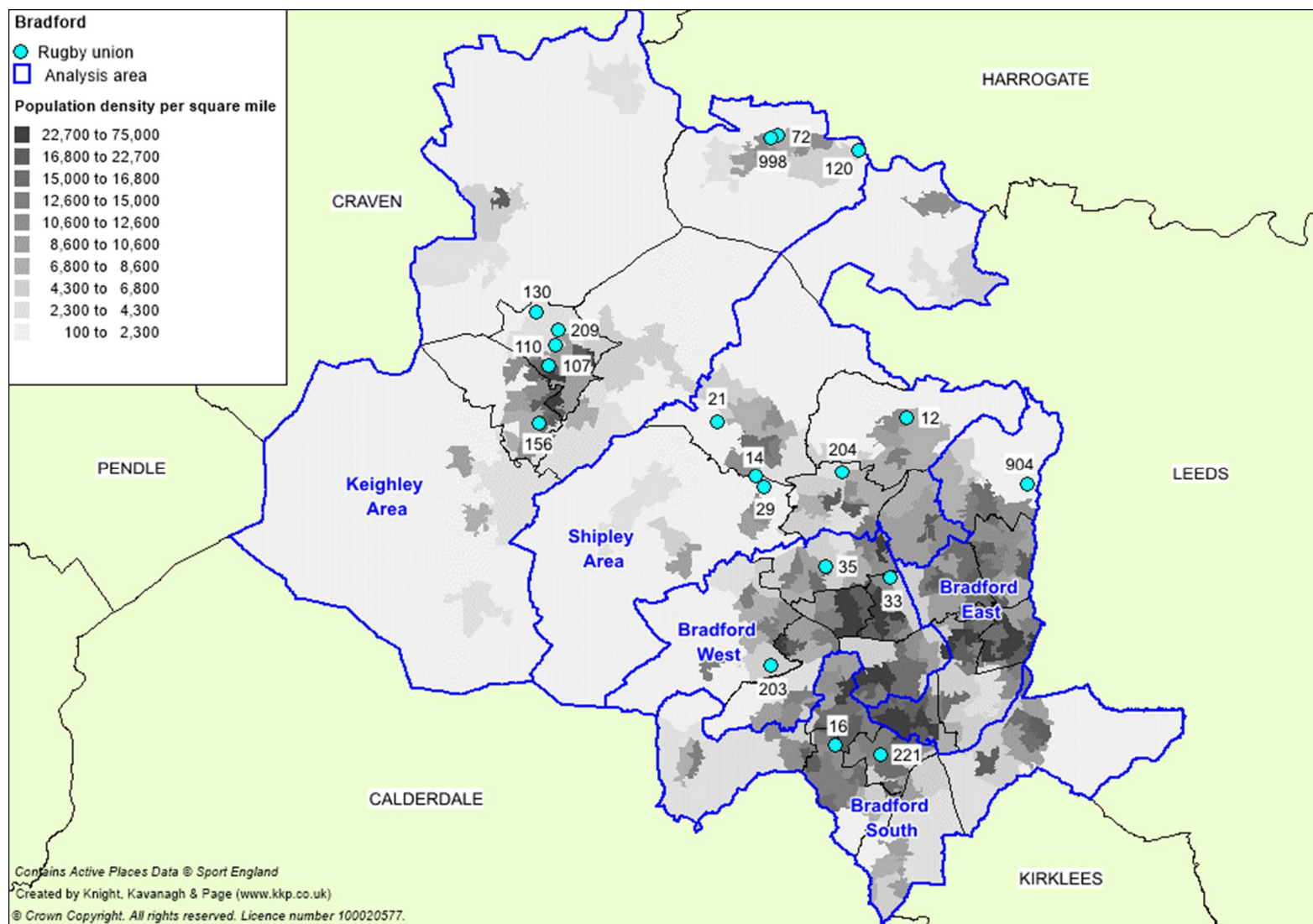
---

<sup>15</sup> Recommended run off area for all pitch types requires five-metres each way and a minimum in-goal length of six metres.

<sup>16</sup> Minimum dimensions of 94 x 68 metres are accepted.

# BRADFORD DISTRICT PLAYING PITCH STRATEGY ASSESSMENT REPORT

Figure 4.1: Map showing grass rugby union pitches in Bradford District



# BRADFORD DISTRICT PLAYING PITCH STRATEGY ASSESSMENT REPORT

---

## ***Security of tenure***

Both Keighley RFC and Ilkley RFC own respective home grounds freehold including grass pitches and ancillary facilities. Baildon RFC also owns two of the rugby union pitches at its home venue (Baildon Rugby and Cricket Ground) but leases the ancillary provision from Baildon CC, with 97 years remaining on the agreement. The ownership and long term lease agreements of home venues means that these three clubs are considered to have security of tenure.

Ilkley RFC rents pitches from the Council at East Holmes Field on annual basis. Use of these pitches is not considered secure given the short term agreement in place.

Baildon RFC leases its third senior pitch from the Church, which owns the land freehold. The lease agreement for this pitch has three and a half years remaining, meaning that the Club is considered to have security of tenure; however, the length of the agreement is not conducive for funding applications to support improvements to the pitch.

Bradford Salem RFC has a long term lease agreement with Parkmount Estates and Bradford MDC for its home venue at Shay Lane. The lease was signed in May 2010 and has 27 years remaining, meaning that the Club is considered to have security of tenure. The three pitches and the ancillary provision on site are secure as part of the agreement.

Similarly, Bradford & Bingley RFC has security of tenure at its home venue Bradford & Bingley Sports & Social Club. The Club was a key member of the overarching sports club, which was dissolved in 2017. The Rugby Club now has an individual lease agreement for the site, including both pitch and ancillary provision. The lease is from The Craven Trust and expires in 2067.

Bingley Bees RFC rents a pitch at Bradford & Bingley Sports & Social Club annually. The agreement entitles the Club to utilise pitch and ancillary provision for match and training demand; however, given the short term of the agreement the Club is not considered to have security of tenure.

Wibsey RFC reports that it rent pitches at Wibsey Rugby Pitch and Beldon Lane Recreation Ground annually from BMDC; however, it does note that the Club is seeking a long term lease agreement for the former to provide security of tenure. Until this is agreed, however, the Club is not considered secure at either site.

It is understood that Old Grovians RFC rents its home venue from BDMC on an annual agreement; and for this reason, the Club is not considered to have security of tenure.

University of Bradford RUFC rents pitches at Bradford Salem RFC on an annual basis and is therefore not considered to have security of tenure.

## ***Pitch quality***

The methodology for assessing rugby pitch quality looks at two key elements; the maintenance programme and the level of drainage on each pitch. An overall quality based on both drainage and maintenance can then be generated.

## BRADFORD DISTRICT PLAYING PITCH STRATEGY ASSESSMENT REPORT

The agreed rating for each pitch type also represents actions required to improve pitch quality. A breakdown of actions required based on the ratings can be seen below:

*Table 4.3: Definition of maintenance categories*

Category	Definition
M0	Action is significant improvements to maintenance programme
M1	Action is minor improvements to maintenance programme
M2	Action is no improvements to maintenance programme

*Table 4.4: Definition of drainage categories*

Category	Definition
D0	Action is pipe drainage system is needed on pitch
D1	Action is pipe drainage is needed on pitch
D2	Action is slit drainage is needed on pitch
D3	No action is needed on pitch drainage

*Table 4.5: Quality ratings based on maintenance and drainage scores*

		Maintenance		
		Poor (M0)	Adequate (M1)	Good (M2)
Drainage	Natural Inadequate (D0)	Poor	Poor	Standard
	Natural Adequate (D1)	Poor	Standard	Good
	Pipe Drained (D2)	Standard	Standard	Good
	Pipe and Slit Drained (D3)	Standard	Good	Good

The figures are based upon a pipe drained system at 4m centres that has been installed in the last eight years and a slit drained system at 1m centres that has been installed in the last five years.

Of the community available pitches in Bradford, four are assessed as good quality, half of which are in the Bradford West Analysis Area with both the Keighley and Shipley areas having one good quality pitch each. Neither Bradford East nor Bradford South analysis areas have any good quality pitches.

There are 16 standard quality rugby union pitches in Bradford District, with the Keighley and Bradford West analysis areas having five pitches each; Shipley Analysis Area having four pitches; and the other analysis areas each having one standard quality pitch.

The Keighley Analysis Area has the majority of the poor quality pitches (seven pitches), with four being located in Shipley Analysis Area and the Bradford South and Bradford West analysis areas having one poor quality pitch each. There are no poor quality pitches in the Bradford West Analysis Area.

Most pitches located at school sites are poor quality, with seven pitches across seven sites. The rugby union provision at Holy Family Catholic School (one pitch) is also rated as poor quality, with the school considering the pitch unusable due to significantly poor drainage. Two schools (Bradford Grammar School and Ilkley Grammar School) provide standard quality pitches.

## BRADFORD DISTRICT PLAYING PITCH STRATEGY ASSESSMENT REPORT

---

Table 4.6: Quality of rugby union pitches by local authority (community use only)

Local authority	Pitch quality			Total
	Good	Standard	Poor	
Bradford East	-	1	-	1
Bradford South	-	1	1	2
Bradford West	2	5	1	8
Keighley Area	1	5	6	12
Shipley Area	1	4	4	9
<b>Bradford</b>	<b>4</b>	<b>16</b>	<b>12</b>	<b>32</b>

## BRADFORD DISTRICT PLAYING PITCH STRATEGY ASSESSMENT REPORT

Table 4.6: Site quality ratings

Site ID	Site name	Analysis area	Community use?	Number of pitches	Floodlit?	Pitch type	Non-technical assessment score	Quality rating
12	Baildon Rugby and Cricket Ground	Shipley Area	Yes	1	No	Senior	M0 / D0	Poor
12	Baildon Rugby and Cricket Ground	Shipley Area	Yes	1	Yes	Senior	M1 / D1	Standard
12	Baildon Rugby and Cricket Ground (Jenny Lane)	Shipley Area	Yes	1	No	Senior	M1 / D1	Standard
14	Beckfoot and Hazelbeck School	Shipley Area	Yes-unused	1	No	Senior	M0 / D1	Poor
16	Beldon Lane Recreation Ground	Bradford South	Yes	1	No	Senior	M0 / D0	Poor
21	Bingley Grammar School	Shipley Area	Yes-unused	1	No	Senior	M1 / D0	Poor
29	Bradford & Bingley Sports & Social Club	Shipley Area	Yes	1	No	Senior	M2 / D1	Good
29	Bradford & Bingley Sports & Social Club	Shipley Area	Yes	1	Yes	Senior	M1 / D1	Standard
29	Bradford & Bingley Sports & Social Club	Shipley Area	Yes	1	No	Senior	M1 / D1	Standard
33	Bradford Grammar School	Bradford West	Yes-unused	1	No	Senior	M1 / D1	Standard
33	Bradford Grammar School	Bradford West	Yes-unused	1	No	Senior	M1 / D1	Standard
33	Bradford Grammar School	Bradford West	Yes-unused	1	No	Senior	M1 / D1	Standard
33	Bradford Grammar School	Bradford West	Yes-unused	1	No	Senior	M1 / D1	Standard
35	Bradford Salem RFC	Bradford West	Yes	1	Yes	Senior	M1 / D3	Good
35	Bradford Salem RFC	Bradford West	Yes	1	No	Senior	M1 / D3	Good
35	Bradford Salem RFC	Bradford West	Yes	1	No	Senior	M1 / D1	Standard
72	East Holmes Field	Keighley Area	Yes	1	No	Senior	M0 / D1	Poor
72	East Holmes Field	Keighley Area	Yes	1	No	Senior	M0 / D1	Poor
72	East Holmes Field	Keighley Area	Yes	1	No	Junior	M0 / D1	Poor
107	Highfield Recreation Ground	Keighley Area	Yes-unused	1	No	Senior	M0 / D1	Poor
110	Holy Family Catholic School	Keighley Area	No-disused	1	No	Senior	M0 / D0	Poor
120	Ilkley Grammar School (Ben Rhydding)	Keighley Area	Yes	1	No	Senior	M1 / D1	Standard

## BRADFORD DISTRICT PLAYING PITCH STRATEGY ASSESSMENT REPORT

Site ID	Site name	Analysis area	Community use?	Number of pitches	Floodlit?	Pitch type	Non-technical assessment score	Quality rating
130	Keighley RFC	Keighley Area	Yes	1	No	Mini	M1 / D1	Standard
130	Keighley RFC	Keighley Area	Yes	1	Yes	Senior	M1 / D1	Standard
130	Keighley RFC	Keighley Area	Yes	1	Yes	Senior	M1 / D1	Standard
156	Beckfoot Oakbank School	Keighley Area	Yes-unused	1	No	Junior	M0 / D1	Poor
203	Thornton Recreation Centre/Thornton Grammar	Bradford West	Yes-unused	1	No	Senior	M0 / D1	Poor
204	Titus Salt School	Shipley Area	Yes	1	No	Senior	M0 / D0	Poor
209	University Academy Keighley	Keighley Area	Yes-unused	1	No	Senior	M0 / D1	Poor
221	Wibsey Rugby pitch	Bradford South	Yes	1	Yes	Senior	M1 / D1	Standard
904	Old Grovians RUFC	Bradford East	Yes	1	No	Senior	M1 / D1	Standard
998	Ilkley RUFC	Keighley Area	Yes	1	Yes	Senior	M1 / D3	Good
998	Ilkley RUFC	Keighley Area	Yes	1	No	Senior	M2 / D0	Standard



# BRADFORD DISTRICT PLAYING PITCH STRATEGY ASSESSMENT REPORT

---

## ***Ancillary facilities***

Ancillary facilities at Bradford & Bingley Sports & Social Club are generally considered good quality, with ample parking, a bar area, and social spaces. There are seven team changing rooms on site, one of which has ensuite facilities; whilst there is also a dedicated officials' changing room. All changing rooms on site are of a good quality having recently been refurbished; although there are reported issues with sustaining the temperature of water, with Bradford & Bingley RFC suggesting that the boiler may require updating. The Club is aware that the changing provision on site requires modernisation if it is to continue to grow as a club, particularly to service the needs of girls', ladies' and disability teams.

Bradford & Bingley Sports & Social Club is also accessed by Bumble Bees RFC, an inclusive rugby union team. The Club's opinion on the ancillary provision at the site mirrors that of Bradford & Bingley RFC.

Bradford Salem RFC aspires to improve the quality of its ancillary provision, which is currently standard quality, whilst also increasing the number of changing rooms available to ensure that all pitches can be served simultaneously. At present there are four changing rooms on site with communal showers and toilets, plus an officials' room.

The Club also reports that the car parking available on site is inadequate to support peak time use and that disabled access to the clubhouse facility is limited. Vandalism of the Club's site is an issue with frequent graffiti, broken bottles and bins being set on fire. Public access to the site is considered a contributing factor to the vandalism with multiple entry points on foot, whilst the relatively secluded nature of the site making it a target for anti-social activity.

Ilkley RFC rebuilt its clubhouse in 2011 following the sale of part of the original site. The current ancillary provision is rated as good quality, with the clubhouse providing four ensuite changing rooms; two smaller changing rooms with communal shower; two officials' rooms; a physio room; a bar area and a club room. Despite the site's good quality, the Club reports that when the bar area and club room are divided, neither is considered big enough on match days. The Club hopes to extend the building upwards, increasing social space, also increasing storage space within the facility. Ideally it would have a gym on site but this would require increasing the footprint of the building and impact on the car parking available; which itself is considered inadequate during busy periods.

Wibsey RFC currently access changing provision at Wibsey Rugby Pitch for both matches and training, with four changing rooms available on site with communal showers. These facilities are rented from the Council as required, with the changing rooms considered standard quality by the Club, but the shower facilities rated as poor. There is not a clubhouse facility on site, but the Club does own a clubhouse nearby which is used for post-match activity. There is not car parking available at the Wibsey Rugby Pitch, with players and spectators parking cars in the local area which can cause access issues for local residents and traffic. The Club reports that vandalism of the site is high, particularly the with damage to the surrounding fencing and changing room exterior; whilst unauthorised use of the pitch is a frequent issue with horses, cars and fires common occurrences.

# BRADFORD DISTRICT PLAYING PITCH STRATEGY

## ASSESSMENT REPORT

---

As mentioned previously, Baildon RFC leases its ancillary provision from Baildon CC, with 97 years remaining on the current agreement. The provision has four changing rooms, one of which is smaller than the others; communal showers and toilets; a bar area and car parking. The provision is considered poor quality, with the Club reporting that the facility requires structural modification and improvement as opposed to basic refurbishment. It also considers car parking is inadequate, particularly on match days, whilst the access road is an issue with a number of potholes decreasing quality. The Club aspires for a new clubhouse facility to be built in conjunction with Baildon CC, providing sufficient changing provision for both sports and all pitches; each with ensuite provision to help support growth in women's and girls' participation.

Ancillary provision at Keighley RFC is considered good quality, with the site having six changing rooms, one of which, is ensuite; an officials' room; a bar area; separate spectator and player toilet facilities; and adequate car parking. The Club reports that there have been no incidents of vandalism in the recent past nor flooding issues. Given the aspiration to establish a senior women's team it acknowledges that the number of ensuite changing rooms provided will need to increase. It is felt that this will also benefit the wider club in the long-term.

Old Grovians RFC does not currently access changing facilities at its pitch site as there is reportedly no provision on site. The Club access local authority provision on an adjacent site when the facility is not being utilised by local football teams. On this occurrence, the Club accesses changing provision at Woodhouse Grove School which is considered standard quality. For post-match activity it utilises a local public house but the cost of this is reportedly inhibiting its development.

Facilities at school sites vary, although with none of them currently consistently in use for rugby union this is presently a non-factor.

### **4.3: Demand**

Demand for rugby pitches in Bradford tends to fall within the categories of organised competitive play and organised training.

#### ***Competitive play***

There are eight community rugby union clubs based in Bradford District, three in the Shipley Area; two in the Keighley Area; and one each in Bradford South, Bradford West and Bradford East. The clubs provide a total of 72 teams. The University of Bradford RUFC also provides two senior teams, one men's and one women's, both of which compete in the British University and College Sports (BUCS) leagues on Wednesday afternoons.

There are 24 senior teams, of which, three are women's, one colts' girl's, 22 junior teams and 27 mini squads, which usually field multiple teams. Of the junior teams four are dedicated girls' teams, representing Baildon RFC (three girls' teams) and Bradford Salem RFC (one girls' team). Remaining female participation is generally played within mixed teams at mini age groups.

Five of the eight community clubs in Bradford District have mini and junior teams, with Bumble Bees, Wibsey and Old Grovians rugby clubs the exceptions. Baildon RFC has the largest number of non-senior teams (12 teams), including dedicated male and female teams, alongside the mixed gender mini squads.

## BRADFORD DISTRICT PLAYING PITCH STRATEGY ASSESSMENT REPORT

There are women's teams representing Bradford & Bingley RFC (one team), Bradford Salem RFC (one team) and University of Bradford RUFC (one team).

Those teams representing University of Bradford RUFC are only available to the student population and are therefore not considered community teams.

In general, participation levels have remained the same over recent seasons although four clubs report fluctuations recently. Bradford Salem RFC reports that it has established a new junior team as well as a new mini squad through natural progression of age groups; whilst Bradford & Bingley RFC reports that it has lost a junior team due to a lack of members. Both Keighley RUFC and Wibsey RUFC report the creation of additional senior men's teams due to increased club membership.

*Table 4.7: Summary of club demand*

Club	Analysis area	No. of rugby union teams			
		Senior (19+)	Colts (18-19)	Junior (13-17)	Mini (6-12)
Baildon RFC	Shipley Area	3	1	5	6
Bradford and Bingley RFC	Shipley Area	4	-	5	5
Bradford Salem RFC	Bradford West	3	-	5	4
Bumble Bees RFC	Shipley Area	1	-	-	-
Ilkley RFC	Keighley Area	3	-	4	6
Keighley RUFC	Keighley Area	4	-	3	6
Old Grovians RUFC	Bradford East	2	-	-	-
Wibsey RUFC	Bradford South	2	-	-	-
University of Bradford RUFC	Bradford West	2	-	-	-
<b>Total</b>		<b>24</b>	<b>1</b>	<b>22</b>	<b>27</b>

*Table 4.8: Summary of overall demand*

Team play	No. of rugby union teams		
	Senior	Junior	Mini
Club leagues	17	1	-
Club friendlies/infrequent	5	22	27
University leagues	2	-	-
<b>Total</b>	<b>24</b>	<b>23</b>	<b>27</b>

### **Training demand**

Throughout the Country, many rugby union teams train at their home ground on match pitches. As a result, usage is concentrated which reduces the capacity for match play on these pitches and means they are more likely to be overplayed. A key factor in determining the extent of training on match pitches is the presence of floodlighting.

## BRADFORD DISTRICT PLAYING PITCH STRATEGY ASSESSMENT REPORT

---

An alternative to training on floodlit grass pitches is via a World Rugby (WR) compliant 3G pitch, with one currently provided within Bradford District. For an AGP to be suitable for contact rugby, it must have a 3G surface and must be approved by World Rugby. A World Rugby compliant pitch also enables the transfer of match demand from grass pitches onto 3G pitches, which alleviates overplay of grass pitches and as a result protects quality.

Keighley RUFC has a WR compliant 3G pitch at its home venue which is utilised to accommodate all of its training demand, allowing grass pitches to be solely used for match demand at weekends. Accumulatively it uses the pitch for eight hours per week of training across three days (Tuesday, Wednesday and Thursday). Some teams, particularly mini and junior squads, use the pitch simultaneously reducing the potential number of hours that the Club requires the pitch for. Since its installation the Club has found that the quality of its grass pitches has increased due to less use; enabling good quality pitches to be consistently maintained to a high standard.

The pitch at Keighley RUFC was installed as part of the Rugby 365 programme under a Rugby Turf agreement. Under this agreement, the RFU owns the 3G pitch, with partner clubs renting it via the RFU's online booking system. The funds generated then contribute to the upkeep and future resurfacing of the pitch. It is the hosting club's responsibility to maintain the pitch on a daily basis; with said club owning the pitch once the RFU's tenure as expired.

Old Grovians RFC displaces its training demand to Woodhouse Grove School (Leeds), where the Club accesses the WR compliant 3G pitch twice a week for a total of four hours per week.

Floodlit pitches at home venues of the other Bradford District clubs accommodate all midweek training demand for those five clubs. Both Bradford & Bingley RFC and Baildon RFC utilise the one floodlit pitch available at respective sites for six match equivalent sessions per week, with mini and junior squads accessing the pitch simultaneously.

The pitch at Bradford & Bingley RFC is also subject to training demand from Bumble Bees RFC once a week. This training takes place on Saturday mornings which allows the Club to access the other pitches available on site. Despite this, it is conscious to not train on the pitches which will be required in the afternoon by senior teams.

Bradford Salem RFC and Ilkley RUFC both have seven match equivalent sessions of training demand accommodated at respective home venues, with each club concentrating this demand on single floodlit pitches available to either club.

### ***Touch rugby***

To actively encourage participation in rugby union clubs may provide alternative offers to traditional club competition. Touch rugby is one possible format which clubs can use; touch rugby is non-contact rugby sessions, during which participants compete in teams to score tries, following similar laws to traditional rugby union formats. Clubs, schools or community organisation can establish their own touch rugby sessions or can become hosts of O2 touch rugby sessions.

O2 touch rugby are 90 minutes long and combine music, fitness and rugby skills. Sessions are mixed in terms of gender, ability and age and is based on touch rugby being a social activity. Bradford Salem RFC host O2 touch rugby sessions on Wednesday evenings open to all. The sessions are free and take place one of the match pitches.

# BRADFORD DISTRICT PLAYING PITCH STRATEGY ASSESSMENT REPORT

---

## ***Walking rugby***

Walking rugby is a slower game of touch rugby that is accessible for disability groups and older participants, generally aged 44 years and above. The game is less physical than traditional rugby, but the general aim remains the same, with passing and scoring laws applying; and tackling involves a two-handed touch to the waist or below. Sessions for over 44's are an opportunity for participants to become physically active and for others to re-engage with rugby at a less strenuous pace. At present there are no formal walking rugby sessions provided by rugby union clubs in Bradford District.

## ***Use of artificial pitches***

Nationally, clubs identify the use of 3G pitches for training as a method of protecting the match pitches and providing a high quality surface for full contact practice. Competitive play continues to take place on grass pitches for the most part, with ad hoc use of 3G pitches for fixtures in the case of unsuitable pitches due to waterlogging or frost. Further detail on use of 3G pitches can be found in Part 3: Third Generation Artificial Pitches.

In December 2014, the RFU announced plans to increase the supply of available World Rugby (WR) certified pitches across the country as part of its Investment Strategy. This is to be made up of 60 pitches on rugby club sites, with a further 40 pitches on other community-based sites with usage agreements securing capacity for use by local rugby clubs and groups. The RFU believes increased investment into 3G pitches will allow it to sustain and grow participation in the game given increasing pressure on grass pitches, changing player expectations, competition from other sports investing in artificial pitches and changing weather conditions.

As mentioned earlier, there is currently a WR compliant 3G pitch located at Keighley RUFC which is accessed by the Club for both match and training demand. The pitch is also available for use by other local rugby clubs, however, none report accessing the site consistently.

Another WR compliant 3G pitch is located at Woodhouse Grove School (Leeds), which is just outside of Bradford District, but is considered to service the Area's demand. The pitch is available for community use throughout the week and is accessed by the School's associated rugby union club, Old Grovians RUFC for training. The pitch is unavailable at weekends due to school demand.

## ***Exported/imported demand***

Exported demand refers to existing demand which is transferred outside of the study area; whilst imported demand refers to any demand from neighbouring local authorities that accesses facilities within the Bradford study area due to a lack of available facilities in other local authorities where such team or club is based. No clubs in Bradford report any exported demand.

However, there is some imported rugby union demand being accommodated on the 3G pitch at Keighley RFC. A number of clubs and schools rent the pitch for either matches or training demand; whilst the pitch also accommodates representative matches and sessions for Yorkshire RFU. The presence of this imported demand is consistent and is therefore not factored in to overall demand figures.

# BRADFORD DISTRICT PLAYING PITCH STRATEGY ASSESSMENT REPORT

---

Old Grovians RUFC displace training demand outside of Bradford District, accessing the WR compliant 3G pitch located at its associated school, Woodhouse Grove School. The Club accesses the pitch twice a week, for four hours in total.

## ***Unmet/latent demand***

Unmet demand is existing demand at clubs which is not able to access sufficient supply of pitches for match play or training. It is usually expressed, for example, where a team is already training but is unable to access a match pitch or where a league or club operates a waiting list.

Latent demand is demand that evidence suggests may be generated from the current population should they have access to more or better provision. None of the rugby union clubs in Bradford note any unmet or latent demand.

## ***Future demand***

Future demand can be defined in two ways, through participation increases and using population forecasts.

### ***Participation increases***

Bradford & Bingley RFC reports ambitions to establish four additional teams; one senior men's team, a senior women's team, a colts boys' team and a mini squad. The establishment of a senior women's team would become the Club's second women's team, acting as a development team to provide older junior girls an introduction in to senior rugby union. It is hoped that the natural progression of teams through the age group system will result in the creation of a colts boys' team and an U11 mini squad, neither of which the Club has at present.

Bradford Salem RFC also aspires to establish four additional teams. A third senior men's team, a second senior women's team, a colts boys' team and a junior girls' team. The latter will be formed via a natural progression of the current U13 girls' team. The senior teams will become development teams, acting in the same way as those for Bradford & Bingley RFC, providing older junior players an introduction in to senior rugby union. They will also, conversely, allow older senior players to continue to regularly compete at a lower level.

Both Keighley RFC and Baildon RFC plan to create senior women's teams. The latter plans to establish its senior women's team from the current junior girls' squads, with the senior team providing an opportunity for junior girls to continue to participate in the sport whilst also continuing to represent the Baildon RFC. Keighley RFC does not currently have any junior girls' teams and will seek to establish a senior women's team as the foundation for a women's and girls' section of the Club.

Baildon RFC also plans to fill the current gaps in its junior boys' section (U16 and U17), although it acknowledges that this will happen over time as the Club continues to establish new U7 squads each season. This model of long term planning is also being considered by Wibsey RFC, which aspires to establish mini squads each season until it has full mini and junior sections of the Club, to then feed in to senior squads.

Neither Old Grovians RFC nor Ilkley RFC reported ambitions to increase the number of teams representing either club.



## BRADFORD DISTRICT PLAYING PITCH STRATEGY ASSESSMENT REPORT

As a mixed ability rugby union club Bumble Bees RFC is in a unique position in the District, providing opportunities for disabled participants to compete with non-disabled participants. Although the Club is, relatively, new and has a senior men's team, there are aspirations to create a junior boys' team representing the Club. This team will be based at Bradford & Bingley Sports & Social Club, as the senior is, providing opportunities for all.

### *Population increases*

Team generation rates are used below as the basis for calculating the number of teams likely to be generated in the future based on population growth (2030).

*Table 4.9: Team generation rates (2030) (Bradford wide)*

Age group	Current population within age group	Current no. of teams	Team Generation Rate	Future population within age group	Predicted future number of teams (2030)	Additional teams that may be generated from the increased population
Senior Men's (19-45)	95,879	21	1:11,985	90,475	7.5	0
Senior Women's (19-45)	94,735	3	1:47,368	89,308	1.9	0
Junior Boys (13-18)	22,185	19	1:1,168	24,277	20.8	1
Junior Girls (13-18)	21,310	4	1:5,328	23,890	4.5	0
Mini rugby mixed (7-12)	47,280	27	1:1,751	45,052	25.7	0

Then TGRs are applied to Bradford District as a whole, the forecasted growth in demand is considered sufficient to lead to the creation of an additional junior boys' team, with any other increase in demand being assimilated into existing playing squads.

However, when TGRs are applied on an analysis area level, no additional teams are forecasted to be established from population changes. This suggests that although TGRs suggest an overall increase of one junior boys' team in Bradford District, it is considered more likely that this demand will be distributed across the analysis areas, with increased demand being accommodated within existing playing squads.

It is important to note that TGRs are based exclusively on population figures and do not account for specific targeted development work within certain areas or focused towards certain groups, such as CRC coaching activity within schools linking to local clubs or NGB aims as part of the Whole Sport Plan.

The RFU is focused on actively exploring opportunities to assist with the transition between late junior years and senior rugby with a specific focus on growing the senior game with the addition of adult teams (both men's and women's). This area has a strategic focus from the RFU and is being facilitated by encouraging casual play and midweek senior matches, along with O2 touch and cross pitch 7s. The RFU recognises the traditional reduction in participation numbers at this time and it is hoped that by addressing the decrease and offering alternative match times then clubs may be able to retain a larger number of players.

This is not the sole focus of the RFU, which is developing junior participation within Bradford, based on a model of coaching sessions delivered in schools and local communities. Intentions are to form junior teams from these training groups which are linked to local schools and will use pitches at school sites, in some cases also linking to existing clubs to provide a performance pathway.

# BRADFORD DISTRICT PLAYING PITCH STRATEGY ASSESSMENT REPORT

## **RFU priorities**

The RFU actively works with all affiliated clubs to support growth and development of both participation and facilities. Within Bradford District, all clubs are supported by an area RDO. The RFU identifies the following priorities for future development of the respective clubs.

*Table 4.10: Summary of RFU club priorities*

<b>Club</b>	<b>RFU priority</b>
Baildon RFC	Support the retention of the new girls' team established in 2017/18 and by 2021 work with the Club on further growth targeted around 1 senior men's and 1 senior women's, 1 junior girls and 1 junior boys teams. <b>Facility priority:</b> Changing rooms (quality and capacity)
Bradford & Bingley RFC	Support the retention of the U17 team established in 2017/18 through to senior rugby. Potential to develop girl's rugby, however further work with club needed. <b>Facility priority:</b> Changing rooms (quality), potential redevelop to reduce the impacts of future floods.
Bradford Salem	Support the Club in its on-going development of its junior boys' teams. <b>Facility priority:</b> New clubhouse and changing rooms to support improved quality and capacity
Bumble Bees RFC	Retain playing numbers and support recruitment to retain team
Ilkley RFC	Support the retention of the U17 team established in 2017/18 through to senior rugby. Potential to develop girl's rugby, however further work with club needed. <b>Facility priority:</b> Improved pitch drainage
Keighley RUFC	Support the retention of the U15 and senior men's teams established in 2017/18. Work with the Club to understand opportunities for further growth.
Old Grovians RFC	Retain playing numbers and support recruitment to retain team
Wibsey RFC	Retain playing numbers and support recruitment to retain team

In all instances where support for mini, junior and colts' rugby union teams has been identified, the RFU and the respective clubs are exploring options to provide sessions and fixtures within local schools and community organisations to further aid development

## **Infrequent play**

The RFU has plans to encourage participants which have previously played rugby union to re-engage through participation as part of a more casual sporting offer. The league will provide opportunities for teams and players which are unable to play weekly or frequently for various reasons and will operate on an occasional basis. The league will also act as an entry point for newly created clubs and provide competitive opportunities.

## **Education**

Rugby union is traditionally a popular sport within independent schools; however, the RFU is also active in developing rugby union in local state schools through the All Schools programme launched in September 2012. This aims to increase the number of secondary state schools playing rugby union, with such schools linking to a local team of RFU rugby development officers (RDOs) which deliver coaching sessions and offer support to establish rugby union as part of the curricular and extracurricular programme.

# BRADFORD DISTRICT PLAYING PITCH STRATEGY

## ASSESSMENT REPORT

---

There are a number of secondary schools already playing rugby union in Bradford, some of which rely on using local rugby club pitches to be able to play; and a significant part of the development programme in Bradford is to increase the number of secondary schools playing in Bradford. To do this three schools (St Bede's and St Joseph's Catholic College, Parkside High School and Thornton Grammar School) have been identified and are part of the national RFU All Schools programme. Bradford Salem RFC, Keighley RFC and Cleckheaton RFC (outside) have already begun to strengthen links to the aforementioned schools and this has included providing pitches for schools to play on.

Rugby union activity is known to take place at the following secondary schools:

- ◀ Beckfoot and Hazelbeck School (Shipley Area)
- ◀ Beckfoot Oakbank School (Keighley Area)
- ◀ Bradford Grammar School (Bradford West)
- ◀ Holy Catholic School (Keighley Area)
- ◀ Immanuel College (Bradford East)
- ◀ Thornton Recreation Centre/Thornton Grammar (Bradford West)
- ◀ Titus Salt School (Shipley Area)
- ◀ University Academy Keighley (Keighley Area)

It should also be noted that Woodhouse Grove School (Leeds) also has a strong rugby union programme in place, with some of the school's student population residing in Bradford District.

### ***The peak period***

In order to fully establish actual spare capacity, the peak period needs to be established for all types of rugby. For senior teams, it is considered to be Saturday PM as all senior men's teams play at this time, with senior women's teams generally playing on Sundays.

Peak time for mini and junior rugby is Sunday AM.

### **4.4: Capacity analysis**

The capacity for pitches to regularly accommodate competitive play, training and other activity over a season is most often determined by quality. As a minimum, the quality and therefore the capacity of a pitch affects the playing experience and people's enjoyment of playing rugby. In extreme circumstances, it can result in the inability of a pitch to cater for all or certain types of play during peak and off-peak times.

To enable an accurate supply and demand assessment of rugby pitches, the following assumptions are applied to site by site analysis:

- ◀ All sites that are used for competitive rugby matches (regardless of whether this is secured community use) are included on the supply side.
- ◀ Use of school pitches by schools increases demand by one match equivalent session, unless school activity levels are known.
- ◀ All competitive play is on senior size pitches (except for where mini pitches are provided).
- ◀ From U13 upwards, teams play 14 v14 and use a full pitch.
- ◀ Mini teams (U6-U12) play on half of a senior pitch i.e. two teams per senior pitch or a dedicated mini pitch.

## BRADFORD DISTRICT PLAYING PITCH STRATEGY ASSESSMENT REPORT

- ◀ For senior and youth teams the current level of play per week is set at 0.4 for each match played based on all teams operating on a traditional home and away basis (assumes half of matches will be played away).
- ◀ For mini teams playing on a senior pitch, play per week is set at 0.24 for each match played based on all teams operating on a traditional home and away basis and playing across half of one senior pitch.
- ◀ Senior men's rugby generally takes place on Saturday afternoons.
- ◀ Senior women's rugby generally takes place on Sunday afternoons.
- ◀ Junior rugby generally takes place on Sunday mornings.
- ◀ Mini rugby generally takes place on Sunday mornings.
- ◀ Training that takes place on club pitches is reflected by the addition of match equivalent sessions to current usage levels.

As a guide, the RFU has set a standard number of matches that each pitch should be able to accommodate, set out below.

*Table 4.11: Pitch capacity (matches per week) based on quality assessments*

		Maintenance		
		Poor (M0)	Adequate (M1)	Good (M2)
Drainage	Natural Inadequate (D0)	0.5	1.5	2
	Natural Adequate or Pipe Drained (D1)	1.5	2	3
	Pipe Drained (D2)	1.75	2.5	3.25
	Pipe and Slit Drained (D3)	2	3	3.5

Capacity is based upon a basic assessment of the drainage system and maintenance programme ascertained through a combination of the quality assessment and consultation. This guide, however, is only a very general measure of potential pitch capacity. It does not account for specific circumstances at time of use and it assumes average rainfall and an appropriate end of season rest and renovation programme.

## BRADFORD DISTRICT PLAYING PITCH STRATEGY ASSESSMENT REPORT

Table 4.12: Capacity table for rugby pitches in Bradford

Site ID	Site name	Analysis area	Community use?	Security of tenure	Number of pitches	Pitch type	Non-tech score	Quality rating	Floodlit?	Match equivalent sessions (per week)	Pitch Capacity (sessions per week)	Capacity rating	Comments
12	Baildon Rugby and Cricket Ground	Shipley Area	Yes	Secure	1	Senior	M0 / D0	Poor	No	1	0.5	0.5	A poor quality senior pitch which is overplayed by 0.5 MES per week. The pitch accommodates some match demand from Baildon RFC.
12	Baildon Rugby and Cricket Ground	Shipley Area	Yes	Secure	1	Senior	M1 / D1	Standard	Yes	8.5	2	6.5	Subject to some match and all training demand from Baildon RFC the senior pitch is overplayed by 6.5 MES per week.
12	Baildon Rugby and Cricket Ground (Jenny Lane)	Shipley Area	Yes	Secure	1	Senior	M1 / D1	Standard	No	2.5	2	0.5	A senior pitch which is overplayed by 0.5 MES per week.
14	Beckfoot and Hazelbeck School	Shipley Area	Yes-unused	<b>Unsecure</b>	1	Senior	M0 / D1	Poor	No	1.5	1.5	-	The pitch is at capacity from curricular and extra-curricular activity.
16	Beldon Lane Recreation Ground	Bradford South	Yes	Secure	1	Senior	M0 / D0	Poor	No	0.5	0.5	-	The pitch accommodates some match demand from Wibsey RUFC. There is no capacity for additional activity.
21	Bingley Grammar School	Shipley Area	Yes-unused	<b>Unsecure</b>	1	Senior	M1 / D0	Poor	No	1.5	1.5	-	The pitch is at capacity from curricular and extra-curricular activity.
29	Bradford & Bingley Sports & Social Club	Shipley Area	Yes	Secure	1	Senior	M2 / D1	Good	No	2.75	3	-0.25	Accommodating match demand from Bradford & Bingley RFC and Bumble Bees RFC the senior pitch has 0.25 MES per week.
29	Bradford & Bingley Sports & Social Club	Shipley Area	Yes	Secure	1	Senior	M1 / D1	Standard	Yes	8	2	6	Subject to some match demand from Bradford & Bingley RFC, as well as training demand from the Club and Bumble Bees RFC. The senior pitch is overplayed by six MES per week.
29	Bradford & Bingley Sports & Social Club	Shipley Area	Yes	Secure	1	Senior	M1 / D1	Standard	No	2	2	-	Accommodating match demand from Bradford & Bingley RFC the pitch is at capacity.
33	Bradford Grammar School	Bradford West	Yes-unused	<b>Unsecure</b>	4	Senior	M1 / D1	Standard	No	8	8	-	The pitch is at capacity from curricular and extra-curricular activity.
35	Bradford Salem RFC	Bradford West	Yes	Secure	1	Senior	M1 / D3	Good	Yes	9	3	6	A floodlit senior pitch which is overplayed by six MES per week. The pitch is subject to both match and training demand from Bradford Salem RFC.
35	Bradford Salem RFC	Bradford West	Yes	Secure	1	Senior	M1 / D3	Good	No	3	3	-	A senior pitch accommodating match demand from both Bradford Salem RFC and Bradford University RUFC. The pitch is at capacity.
35	Bradford Salem RFC	Bradford West	Yes	Secure	1	Senior	M1 / D1	Standard	No	3	2	1	Overplayed by one MES per week the senior pitch accommodates match demand from Bradford Salem RFC.
72	East Holmes Field	Keighley Area	Yes	Secure	1	Senior	M0 / D1	Poor	No	1	1.5	-0.5	Subject to some match demand from Ilkley RUFC the pitch has 0.5 MES of potential capacity.
72	East Holmes Field	Keighley Area	Yes	Secure	1	Senior	M0 / D1	Poor	No	0.75	1.5	-0.75	Subject to some match demand from Ilkley RUFC the pitch has 0.75 MES of potential capacity.

## BRADFORD DISTRICT PLAYING PITCH STRATEGY ASSESSMENT REPORT

Site ID	Site name	Analysis area	Community use?	Security of tenure	Number of pitches	Pitch type	Non-tech score	Quality rating	Floodlit?	Match equivalent sessions (per week)	Pitch Capacity (sessions per week)	Capacity rating	Comments
72	East Holmes Field	Keighley Area	Yes	Secure	1	Junior	M0 / D1	Poor	No	0.75	1.5	-0.75	Subject to some match demand from Ilkley RUFC the pitch has 0.75 MES of potential capacity.
107	Highfield Recreation Ground	Keighley Area	Yes-unused	Secure	1	Senior	M0 / D1	Poor	No	0	1.5	-1.5	A poor quality senior pitch which is currently unused. The pitch has 1.5 MES of potential capacity.
110	Holy Family Catholic School	Keighley Area	No-disused	<b>Unsecure</b>	1	Senior	M0 / D0	Poor	No	0.5	0.5	-	The pitch is considered at capacity due to recreational school activity. The pitch is unable to accommodate formal sessions due to its poor quality rendering the pitch unusable.
120	Ilkley Grammar School (Ben Rhydding)	Keighley Area	Yes	<b>Unsecure</b>	1	Senior	M1 / D1	Standard	No	2	2	-	The pitch is at capacity from curricular and extra-curricular activity. The pitch is also subject to football demand given that it is overmarked for football part of the school year.
130	Keighley RFC	Keighley Area	Yes	Secure	1	Mini	M1 / D1	Standard	No	2	2	-	A mini pitch which is at capacity from Keighley RFC mini match demand.
130	Keighley RFC	Keighley Area	Yes	Secure	1	Senior	M1 / D1	Standard	Yes	1	2	-1	A senior pitch which accommodates some Keighley RFC match demand. As such the pitch has one MES of potential capacity.
130	Keighley RFC	Keighley Area	Yes	Secure	1	Senior	M1 / D1	Standard	No	1	2	-1	A senior pitch which accommodates some Keighley RFC match demand. As such the pitch has one MES of potential capacity.
156	Beckfoot Oakbank School	Keighley Area	Yes-unused	<b>Unsecure</b>	1	Junior	M0 / D1	Poor	No	1	1.5	-0.5	A poor quality junior pitch which has 0.5 MES of potential capacity. It is subject to both curricular and extra-curricular activity.
203	Thornton Recreation Centre/Thornton Grammar	Bradford West	Yes-unused	<b>Unsecure</b>	1	Senior	M0 / D1	Poor	No	1.5	1.5	-	The pitch is at capacity from curricular and extra-curricular activity.
204	Titus Salt School	Shipley Area	Yes	<b>Unsecure</b>	1	Senior	M0 / D0	Poor	No	0.5	0.5	-	The pitch is at capacity from curricular and extra-curricular activity.
209	University Academy Keighley	Keighley Area	Yes-unused	<b>Unsecure</b>	1	Senior	M0 / D1	Poor	No	1.5	1.5	-	The pitch is at capacity from curricular and extra-curricular activity.
221	Wibsey Rugby pitch	Bradford South	Yes	Unsecure <sup>17</sup>	1	Senior	M1 / D1	Standard	Yes	3	2	1	The pitch accommodates match and training demand from Wibsey RUFC, as well as from Wibsey Warriors ARLFC. As such the pitch is overplayed by one MES.
904	Old Grovians RUFC	Bradford East	Yes	Secure	1	Senior	M1 / D1	Standard	No	1	2	-1	Accommodating match demand from Old Grovians RUFC, the pitch has one MES of potential capacity.
998	Ilkley RUFC	Keighley Area	Yes	Secure	1	Senior	M1 / D3	Good	Yes	7.5	3	4.5	Subject to some match and all training demand from Ilkley RUFC, the pitch is overplayed 4.5 MES per week.
998	Ilkley RUFC	Keighley Area	Yes	Secure	1	Senior	M2 / D0	Standard	No	2	2	-	This pitch it at capacity accommodating some match demand from Ilkley RUFC.

<sup>17</sup> Although not secure yet, this was an action within the previous Bradford PPS and it is progressing.



## BRADFORD PLAYING PITCH STRATEGY ASSESSMENT REPORT

### *The peak period*

In order to fully establish actual spare capacity, the peak period needs to be established. Peak time for senior rugby union matches is Saturday afternoons and is considered such within the local authorities, although junior and mini teams play on senior pitches on Sunday mornings.

Peak time for mini and junior pitches is considered to be Sunday mornings.

### *Actual spare capacity*

The next step is to ascertain whether or not any identified 'potential capacity' can be deemed 'actual capacity'. There may be situations where, although a site is highlighted as potentially able to accommodate some additional play, this should not be recorded as spare capacity against the site. For example, a site may be managed to regularly operate slightly below full capacity to ensure that it can cater for a number of regular friendly matches and activities that take place but are difficult to quantify on a weekly basis.

Pitches located at education and unsecure sites which are available for community use but are currently unused are not considered to have actual spare capacity as security of use cannot be formally evidenced as guaranteed.

*Table 4.13: Summary of actual spare capacity*

Site ID	Site name	Analysis area	Pitch type	Potential capacity	Actual spare capacity	Comments
29	Bradford & Bingley Sports & Social Club	Shipley Area	Senior	-0.25	1.5	Actual spare capacity is discounted due to the low amount of potential capacity available.
72	East Holmes Field	Keighley Area	Senior	-1.25	1	One MES of actual spare capacity available during the peak period for senior play.
72	East Holmes Field	Keighley Area	Junior	-0.75	0	No actual spare capacity available during the peak period.
107	Highfield Recreation Ground	Keighley Area	Senior	-1.5	1.5	1.5 MES of actual spare capacity during peak time for senior demand.
130	Keighley RFC	Keighley Area	Senior	-2	1	One MES of actual spare capacity available during the peak period for senior play.
156	Beckfoot Oakbank School	Keighley Area	Junior	-0.5	0.5	Actual spare capacity is discounted due to the unsecure nature of the site.
904	Old Grovians RUFC	Bradford East	Senior	-1	0	No actual spare capacity available during the peak period.
<b>Total</b>					<b>3.5</b>	

## BRADFORD PLAYING PITCH STRATEGY ASSESSMENT REPORT

There are six sites containing senior pitches which display potential spare capacity to accommodate additional play, however, only three of these are considered to have actual spare capacity at peak time for senior play. There is capacity at a school site (Beckfoot Oakbank School) but the unsecure nature of the site means that this has been discounted from the total; whilst the spare capacity at Bradford & Bingley Sports & Social Club is considered insufficient to accommodate demand from an additional senior team meaning that the minimal actual spare capacity available on the site has also been discounted.

The junior pitch at East Holmes Field has potential capacity to accommodate additional demand, however, given its use by junior teams of Ilkley RUFC there is no actual spare capacity available during the peak period for junior play (Sunday AM).

Actual spare capacity is all located in the Keighley Analysis Area, totalling 3.5 match equivalent sessions. None of the other analysis areas display any actual spare capacity during the peak period.

### Overplay

Eight pitches across five sites are considered overplayed in Bradford District. All overplayed pitches are senior size, whilst more than half (five pitches) are floodlit and accommodate regular midweek training demand. Overplay throughout the District totals 26 match equivalent sessions per week.

Table 4.14: Overplay summary

Site ID	Site name	Analysis area	Pitch type	Overplay (match equivalent sessions per week)
12	Baildon Rugby and Cricket Ground	ShIPLEY Area	Senior	7.5
29	Bradford & Bingley Sports & Social Club	ShIPLEY Area	Senior	6
35	Bradford Salem RFC	Bradford West	Senior	7
221	Wibsey Rugby Pitch	Bradford South	Senior	1
998	Ilkley RUFC	Keighley Area	Senior	4.5
<b>Total</b>				<b>26</b>

The ShIPLEY Analysis Area has the most overplay with 13.5 match equivalent sessions across two sites and four pitches. Bradford West, Bradford South and Keighley analysis areas have seven, one and 4.5 match equivalent sessions of overplay per week, located at one site in each analysis area.

The Bradford East Analysis Area is the only area which does not have any overplay, reflecting the fact that Old Grovians RUFC displaces training demand outside of the District, removing potential training demand away from a match pitch.

### 4.5 Supply and demand analysis

Having considered supply and demand, the table below identifies the overall spare capacity in each of the analysis areas for senior rugby union pitches based on match equivalent sessions per week. Future demand is based on both team generation rates which are driven by population increases, as well as reported club development plans.

# BRADFORD PLAYING PITCH STRATEGY ASSESSMENT REPORT

Table 4.15: Summary of supply and demand balance on senior rugby union pitches

Analysis area	Actual spare capacity <sup>18</sup>	Demand (match equivalent sessions)			
		Overplay	Current total	Future demand	Future total
Bradford East	-	-	-	-	-
Bradford South	-	1	1	0.25	1.25
Bradford West	-	7	7	2	9
Keighley Area	3.5	4.5	1	0.5	1.5
Shipley Area	-	13.5	13.5	3	16.5
<b>Bradford</b>	<b>3.5</b>	<b>26</b>	<b>22.5</b>	<b>5.75</b>	<b>28.25</b>

There is currently an overall shortfall of senior rugby union pitches in Bradford totalling 22.5 match equivalent sessions. There is considered to be sufficient supply in Bradford East Analysis Area (albeit at capacity) but all other analysis areas display shortfalls, notably Shipley Analysis Area.

When future supply is considered the sufficient supply in Bradford East is retained with no clubs in the area reporting aspirations to increase demand. Whilst shortfalls in the other analysis areas are exacerbated, increasing to 28.25 match equivalent sessions. Due to a limited number of junior and mini pitches available to community clubs in Bradford District it is assumed that future demand will be accommodated on senior pitches; and therefore has been accredited as such.

As there are no junior pitches with actual spare capacity during the peak time, or that are overplayed in any of the five analysis areas, it is considered that the current demand is being accommodated on present supply across Bradford. With none of the eight community clubs in the District expressing additional future demand that will utilise specific junior pitches, the current equilibrium is set to continue.

Similarly, there are no mini pitches with actual spare capacity during the peak time, or overplay in Bradford District. Teams reporting plans to increase mini demand currently utilise senior or junior pitches to cater for this demand, therefore it is assumed this will continue to be the case going forward. The only club currently accessing a mini pitch, Keighley RFC, does not report aspirations to increase mini demand, therefore current supply is considered to sufficient to accommodate both current and future demand.

## Conclusions

A lack of floodlit training areas or utilisation of the WR compliant 3G pitch at Keighley RFC means that the majority of clubs are training on match pitches which is contributing to the significant levels of overplay.

The low carrying capacity of a number of pitches also contributes to the shortfall, whilst some pitches are subject to inappropriate and unofficial use which adversely impacts pitch quality. The pitch at Wibsey Rugby Pitch is marked and used for rugby league during the summer months which limits the time available for essential remedial works to take place, whilst the additional demand on the pitches from February to October increases the current use of the pitch.

<sup>18</sup> In match equivalent sessions

# BRADFORD PLAYING PITCH STRATEGY ASSESSMENT REPORT

There is a requirement throughout the District to improve ancillary provision for clubs whilst security of tenure is also an issue for Wibsey RUFC and Bumble Bees RFC which requires addressing.

## Rugby union summary

- ◀ **There is a current and future overall shortfall of senior rugby union pitches in Bradford District.**
- ◀ **There is considered sufficient supply of junior and mini pitches across Bradford District.**
- ◀ **A lack of floodlit training areas or utilisation of the WR compliant 3G pitch at Keighley RFC means that the majority of clubs are training on match pitches which is contributing to the significant levels of overplay.**
- ◀ Within Bradford there are 30 senior, two junior and a mini pitch provided across 19 sites. All but one is available for community use, located at Holy Family Catholic School.
- ◀ Seven of the senior pitches are floodlit.
- ◀ The Keighley Analysis Area has the largest number of rugby union pitches available for community use (12 pitches), distributed across eight sites.
- ◀ In addition, there is one World Rugby compliant 3G pitch located at Keighley RUFC which accommodates all the club's training demand. Another World Rugby 3G pitch is located just outside of Bradford District at Woodhouse Grove School (Leeds), which is used by Old Grovians RUFC for training.
- ◀ Some clubs such as Old Grovians RFC and Wibsey RFC are not considered to have security of tenure. Further to this, Baildon RFC has secure tenure but the length of the lease is not conducive to applying for funding to make improvements.
- ◀ Of the community available pitches in Bradford, four are assessed as good quality, 16 as standard and 12 as poor quality. Most pitches located at school sites are poor quality. In particular, RFU considers it a priority to improve pitch drainage at Ilkley RFC.
- ◀ All community clubs report varying degrees of need to improve/extend ancillary provision at their home grounds. However, for three; Baildon RFC, Bradford & Bingley RFC and Bradford Salem this is considered priority by RFU.
- ◀ There are eight community rugby union clubs based in Bradford District, providing a total of 72 teams. Five of the community clubs have mini and junior teams The University of Bradford RUFC also provides two senior teams.
- ◀ There are women's teams representing Bradford & Bingley RFC (one team), Bradford Salem RFC (one team) and University of Bradford RUFC (one team).
- ◀ In general, participation levels have remained the same over recent seasons although four clubs report fluctuations recently. However, Keighley RUFC and Wibsey RUFC report the creation of additional senior men's teams due to increased club membership.
- ◀ In addition to use of the two World Rugby 3G pitches for training, generally clubs use floodlit pitches at their respective home grounds.
- ◀ Although team generation rates (population increases) do not predict a great increase in future demand, all clubs report aspirations to grow the current number of teams that they have.
- ◀ There are six sites containing senior pitches which display potential spare capacity to accommodate additional play, however, only three of these are considered to have actual spare capacity at peak time for senior play.
- ◀ Eight pitches across five sites are considered overplayed in Bradford District. All overplayed pitches are senior size, whilst more than half (five pitches) are floodlit and accommodate regular midweek training demand. Overplay throughout the District totals 26 match equivalent sessions per week.

# BRADFORD PLAYING PITCH STRATEGY ASSESSMENT REPORT

---

## PART 5: RUGBY LEAGUE

### 5.1: Introduction

The Rugby Football League (RFL) is the governing body for rugby league in Britain and Ireland. It administers the England national rugby league team, the Challenge Cup, Super League and the Championships which form the professional and semi-professional structure of the game structure in the UK. The RFL also administers the amateur and junior game across the country in association with the British Amateur Rugby League Association (BARLA).

The majority of club rugby league in Bradford District is now played throughout the summer season (from February to October), although some senior teams continue to play throughout the winter months (September to April). Senior play mostly takes place in the North West Men's League (NWML) and National Conference League (NCL), whilst all junior and primary level rugby takes place as part of the North West Counties (NWC) junior and youth leagues. Rugby league is considered as a winter season sport within schools, colleges and universities and therefore pitch provision for matches and training is required throughout the winter months.

There are two professional clubs in the District; Bradford Bulls RLFC and Keighley Cougars RLFC, which, compete in the RFL Championship and RFL Kingstone League 1, respectively.

#### **Consultation**

All ten community rugby league clubs in Bradford District were provided the opportunity to feedback via either an online survey or face to face consultation. Of these clubs seven responded to consultation. In addition to this Keighley Cougars RLFC and Bradford Bulls Community Foundation were met with face to face, resulting in an overall club response rate of 75%. The following community clubs did not respond to consultation:

- ◀ Clayton ARLFC
- ◀ Odsal Sedbergh ARLFC
- ◀ Worth Village ARLFC

Bradford Bulls Community Foundation also provided a general overview of rugby league in Bradford District, with the organisation assisting local amateur clubs' overall development in terms of both playing and facilities.

### 5.2: Supply

The audit identifies a total of 24 grass rugby league pitches (23 senior and one junior) across 19 sites in Bradford District. All, but one, is identified as being available for community use on some level. The unavailable pitch is located at Odsal Stadium (Bradford Bulls).

Of community available pitches, nine are identified as having no regular competitive club activity. However, in some cases these pitches may serve a wider benefit in terms of informal play and training.

## BRADFORD PLAYING PITCH STRATEGY ASSESSMENT REPORT

Table 5.1: Summary of grass rugby league pitches

Analysis area	No. of available pitches	
	Senior	Junior
Bradford East	1	-
Bradford South	11	-
Bradford West	2	-
Keighley Area	8	1
Shipley Area	1	-
<b>Total</b>	<b>23</b>	<b>1</b>

### Team definitions

- ◀ Senior teams (19 – 45yrs)
- ◀ Youth and junior teams (12 – 18yrs)
- ◀ Primary teams (7 – 11yrs)

As a guide, all rugby league pitches are classified as being senior size, with cones used to mark pitches for primary teams. However, there may be instances (particularly on school sites and large club sites) where designated junior or primary pitches are provided.

### Future supply

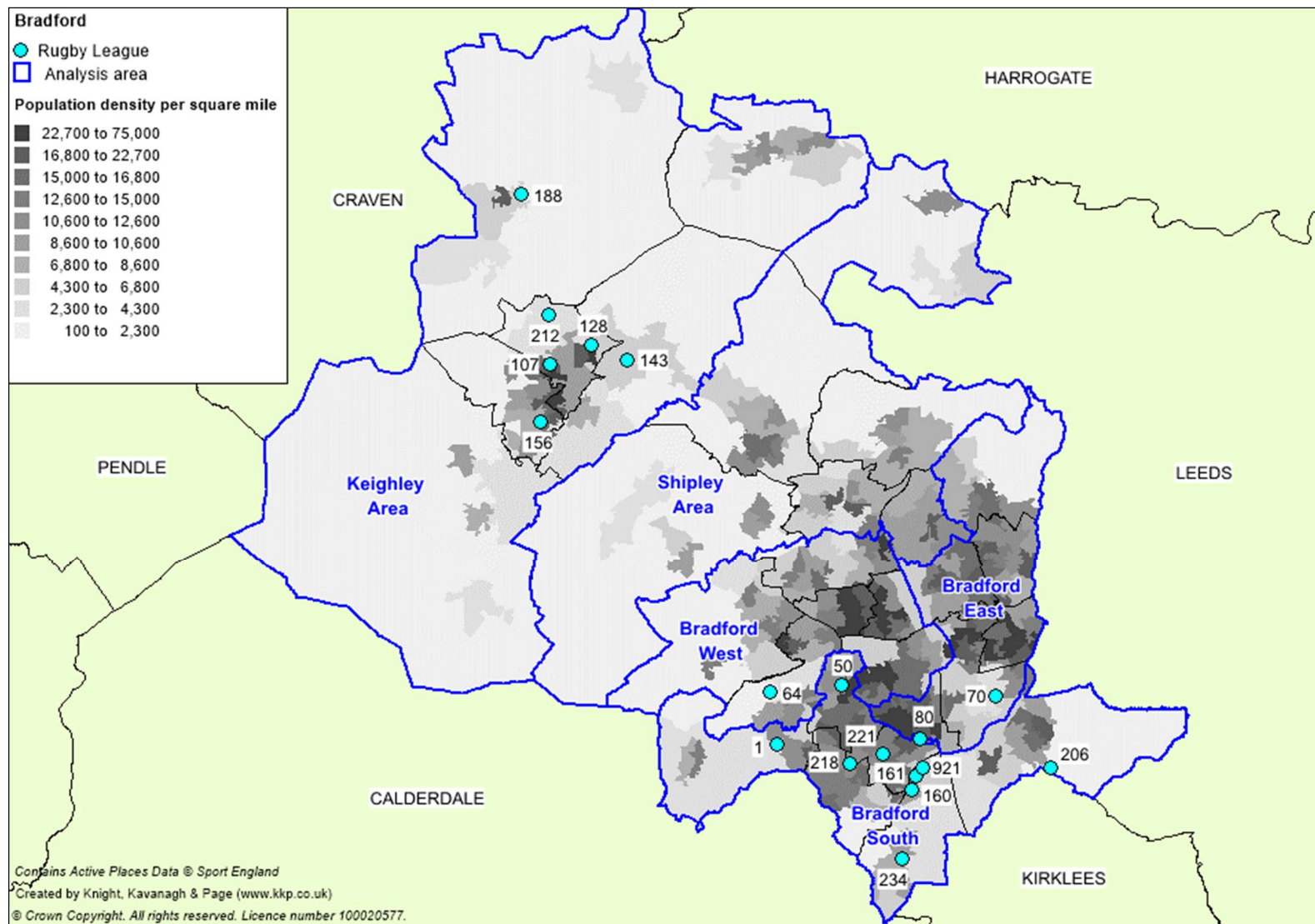
It is understood that Albert Road Recreation Ground, the preferred home venue of Queensbury ARLFC, will be available from 2019, with the site having one senior pitch with accompanying ancillary provision. The site is currently unusable having been contaminated with asbestos, however, the Club reports that it should be able to re-establish the pitch and utilise the site from the commencement of the 2019 season.

It is reported that Wyke Community Sports Village will be established and available for community use from September 2019. The site will consist of four grass pitches alongside a full size 3G pitch and appropriate changing provision. One of the grass pitches will be a dedicated senior rugby league pitch and will be utilised by Wyke ARLFC.



# BRADFORD PLAYING PITCH STRATEGY ASSESSMENT REPORT

Figure 5.1: Map showing grass rugby league pitches in Bradford District



# BRADFORD PLAYING PITCH STRATEGY ASSESSMENT REPORT

## Ownership/management

Site ownership is varied between clubs with ownership/leasehold of a sport club site and clubs which rent pitches from the Council. There are also a number of pitches at education sites, however, most are unavailable for community use or currently unused.

Table 5.2: Summary of security of tenure

Site ID	Site name	Analysis area	Club	Tenure	Comments
1	ASA Briggs Recreation Ground	Bradford South	Queensbury ARLFC	<b>Unsecure</b>	Club rents use of pitch from BMDC.
50	Clayton Rugby Club	Bradford South	Clayton ARLFC	<b>Unsecure</b>	Club rents from BMDC annually.
59	Crossflats CC – Ryshworth Park	Shipley Area	Keighley Albion ARLFC	Secure	Own freehold along with Crossflats CC.
70	Dudley Hill ARLFC	Bradford East	Bradford Dudley Hill ARLFC	Secure	Club leases from BMDC (2039 expiry).
80	Emsley Memorial Recreation Ground	Bradford South	West Bowling ARLFC	<b>Unsecure</b>	Club rents from BMDC annually.
107	Highfield Recreation Ground	Keighley Area	Cowling Harlequins ARLFC	<b>Unsecure</b>	Club rents from BMDC annually.
128	Keighley Cougars	Keighley Area	Keighley Cougars RLFC	Secure	Own freehold.
143	Marley Sports Centre	Keighley Area	Worth Village ARLFC	<b>Unsecure</b>	Club rents from BMDC annually.
160	Odsal Playing Fields	Bradford South	Odsal Sedbergh ARLFC	<b>Unsecure</b>	Club rents from BMDC annually.
161	Odsal Recreation Ground	Bradford South	Odsal Sedbergh ARLFC	<b>Unsecure</b>	Club rents from BMDC annually.
221	Wibsey Rugby Pitch	Bradford South	Wibsey Warriors ARLFC	Unsecure	Leased from BMDC (2043 expiry). This was an action within the previous Bradford PPS and it is progressing.
234	Wyke Park	Bradford South	Wyke ARLFC	Secure	Leased from BMDC (2039 expiry)
921	Odsal Stadium	Bradford South	Bradford Bull RLFC	<b>Unsecure</b>	Rent from the RFL which leases the site from BMDC.

Keighley Cougars RLFC is the only club in Bradford District that owns its home venue freehold, providing the Club with secure tenure. The Club is due to rent the site to Steeton AFC from the commencement of the 2018/19 season on an annual rental agreement; with the football club responsible for pitch maintenance. Four other clubs in the District (Keighley Albion, Bradford Dudley Hill, Wibsey Warriors and Wyke) have long lease agreements in place for home venues, each from the Council; and each with a minimum of 21 years remaining.

## BRADFORD PLAYING PITCH STRATEGY ASSESSMENT REPORT

Seven clubs in Bradford District are not considered to have long term security of tenure at current home venues. These clubs each rent a pitch or pitches from BMDC on annual agreements. The Council is therefore responsible for the continued maintenance of pitches/sites to a usable quality.

It should be noted that Queensbury ARLFC owns an alternative venue, Albert Road Recreation Ground, which is currently unavailable for use; therefore, requiring the Club to rent pitches from BMDC whilst also displacing some demand to Halifax RUFC (Calderdale).

Bradford Bulls RLFC is the eighth club without security of tenure at its home venue, Odsal Stadium. Due to the Club's financial history, the previous lease agreement that it had for the site in agreement with the Council was bought by the RFL, which in turn now rents the site to Bradford Bulls RLFC annually. The terms of this agreement require the Club to maintain the site, including the pitch and buildings, whilst also paying annual costs direct to the RFL. On this basis use of pitch is considered to be secure.

There are two education sites which have rugby league pitches, both sites are unused by community clubs. Schools report facilities to be available but there is a lack of demand to let in the area, this may be due to the pitch quality, cost and/or available access to a site; any combination of which could be viewed as prohibitive for clubs. It should be noted that Tong Sports Centre/Tong High School is used as the training base of Bradford Bulls RLFC's teams; with the two senior pitches on site considered to be of a good quality.

### ***Pitch quality***

Non-technical site assessments were carried out for all rugby league pitches in Bradford District and assessed as one of three categories, 'good', 'standard' or 'poor'. Carrying capacity of a pitch is dependent upon the quality of a pitch which is outlined below:

Category	Capacity
Good	3 matches per week
Standard	2 matches per week
Poor	1 match per week

The table below summarises pitch quality following the site visits to all pitches (including those not available for community use).

*Table 5.3: Summary of pitch quality*

Analysis area	Quality of pitches		
	Good	Standard	Poor
Bradford East	1	-	-
Bradford South	4	3	4
Bradford West	-	-	2
Keighley Area	-	2	7
Shipley Area	-	1	-
<b>Total</b>	<b>5</b>	<b>6</b>	<b>13</b>

# BRADFORD PLAYING PITCH STRATEGY ASSESSMENT REPORT

---

In Bradford District, 54% of all pitches are of poor quality, 25% are standard quality with the remaining 21% rated as good. The following sites have good quality rugby league pitches:

- ◀ Dudley Hill ARLFC
- ◀ Odsal Stadium
- ◀ Tong Sports Centre/Tong High School
- ◀ Wyke Park

Good quality pitches can be found in Bradford South and Bradford East, the former has four pitches, the latter having one. The majority of poor quality pitches are located in the Keighley Area, whilst neither the Bradford East nor Shipley analysis areas have any poor quality pitches.

Dudley Hill ARLFC is considered to be notable with the one senior pitch rated as good quality; Crossflats CC (Ryshworth Park) would also be good quality but for the severe undulations on the pitch.

The timing of maintenance can be an issue for clubs, with some noting that grass is frequently cut after pitches are marked resulting in lines being too faint or undetectable. This is a noted issue at Marley Sports Centre and Delph Recreation Ground, whilst the former is also overmarked with football.

Cars being driven on to rugby league sites appears to be a common issue, with this noted at four sites in particular, three in Bradford South and one in Keighley.

For example, Wibsey Rugby Pitch (Bradford South) provides one senior pitch of a poor quality. The site is frequently subject to vandalism with stones, litter, dog fouling and cars common occurrences on the pitch. Wibsey Warriors ARLFC reports that throughout the winter months the pitch is frequently waterlogged whilst in the summer it can drain extremely well but suffers from a lack of grass coverage.

Similar anti-social behaviour is also experienced at Emsley Memorial Recreation Ground (Bradford South) with the pitch provision on site currently rated as standard quality. It is felt that the pitch would be good quality but for the high level of dog fouling and motor vehicle tracks.

Despite being a good quality, the pitch at Wyke Park (Bradford South) does have frequent issues with dog fouling on the pitch. This is understandable as the pitch is located in a public park; but it can mean that club representatives have to check the pitch before each session to ensure that there is nothing on the pitch to endanger its members.

The pitch at Keighley Cougars has reportedly improved in recent months as a new maintenance regime has been implemented. There are still areas with less than optimum levels of grass coverage but the Club is seeking to improve this. Maintenance of the pitch is being undertaken by Steeton FC which rents the site from the rugby league club.

## ***Ancillary facilities***

Most clubs in Bradford District have access to changing room provision for home games; however, the quality of these varies throughout the District. Four clubs highlight that if better quality ancillary provision was available then this would increase the number of teams representing respective clubs.

## **BRADFORD PLAYING PITCH STRATEGY ASSESSMENT REPORT**

---

Keighley Cougars RLFC reports that car parking on site is inadequate, with street parking required on match days for spectators and emergency vehicles. The Club reports that the policing of this can be an issue and is keen to avoid an issue if additional emergency vehicles were required. The Club also notes that the limited parking available on site is frequently utilised by members of Keighley Bowling Club preventing rugby league spectators from parking on site.

The Club is currently in the process of refurbishing some of its ancillary provision but work is being impacted by repairs required to windows broken from cricket matches taking place next to the site. The Club is keen to build a positive relationship with the neighbouring cricket club (Keighley Cricket Club) but notes that nets are not being erected to protect buildings from being damaged. There is also a problem with access behind the West stand, with previous fly-tipping preventing access to the site's electricity box. Assistance with clearing this would be much appreciated by the Club as its presence pre-dates the Club's new ownership.

Wyke ARLFC considers its ancillary facilities to be of good quality, with the site having two changing rooms, an officials' room, showers, toilets, a kitchen and disabled access. The Club did note, however, that if better facilities were available then this would increase participation, with the exterior of the building subject to vandalism and structural damage.

Queensbury ARLFC reports that it does have a clubhouse facility, but that it is located at, the currently unusable, Albert Road Recreation Ground. Funding for the building was supplied by Sport England but the Club has been unable to access the site since construction was completed due to contamination. As such, with the site being unused it has become subject to frequent acts of vandalism.

Bradford Dudley Hill ARLFC has four team changing rooms and an officials' room at its home venue, which it considers to be standard quality. The Club reports that the building is owned and maintained by the Club with car parking on site considered adequate, even during peak periods.

Changing facilities at Wibsey Rugby Pitch are also considered standard quality inside by Wibsey Warriors ARLFC. The site has four changing rooms, two of which are larger size; an officials' room and showers. There are issues with a lack of toilets and car parking on site, whilst vandalism is a frequent issue. The Club reports that it needs more changing provision on site, particularly with ensuite facilities, enabling the new junior girls' section of the Club to grow.

Keighley Albion ARLFC reports that ancillary facilities accessed by the Club are owned by the RFL and rented by the Club. These consist of two changing rooms, an officials' room, showers, toilets and a kitchen. Car parking on site is considered inadequate during busy periods. There is an issue with security at the site with the Club reporting that it had all of its equipment stolen from a storage container in the recent past.

Ancillary facilities at Emsley Memorial Recreation Ground are considered poor quality. Utilised by West Bowling ARLFC, the site has two changing rooms, an officials' room, showers, toilets and a kitchen. The Club reports that it is awaiting an additional shipping container which will then be converted to changing provision; with current changing rooms considered small and basic. The site is owned by the Council but the facilities are maintained by the Club, with vandalism a frequent issue. Car parking on site is considered inadequate.

# BRADFORD PLAYING PITCH STRATEGY ASSESSMENT REPORT

## 4.3: Demand

Demand for rugby league pitches in Bradford District tends to fall within the categories of organised competitive play and organised training.

### *Competitive play*

There is a total of 77 competitive rugby league teams playing in Bradford District. Of the senior teams, there are three women's teams, one at each Bradford Bulls RLFC, Keighley Cougars RLFC and Keighley Albion ARLFC. Girls are able to play primary rugby in mixed teams up to the age of 12, after which they play in specific girls' teams at junior level up to the age of 18. There are two dedicated junior girls' teams, both at Wibsey Warriors ARLFC, whilst one of the Club's primary squads is also a dedicated girls' team (U12).

Summary of demand in the table below includes professional teams from Bradford Bulls RLFC and Keighley Cougars RLFC; as well as the one senior men's team representing the University of Bradford RLFC.

*Table 5.4: Summary of demand by analysis area*

Analysis area	No. of competitive rugby league teams			Total
	Senior	Junior	Primary	
Bradford East	2	-	3	5
Bradford South	12	20	21	53
Bradford West	-	-	-	-
Keighley Area	5	-	1	6
Shipley Area	2	5	6	13
<b>Total</b>	<b>21</b>	<b>25</b>	<b>31</b>	<b>77</b>

The majority of demand is based around the Bradford South Analysis Area where there are 53 teams (69%), whilst there are no rugby league teams based in Bradford West Analysis Area.

Clubs noted changes in the number of teams over the previous three years. The response rates for those can be seen in the table below.

*Table 5.5: Change in the number of teams over the previous three years*

Team type	Clubs response		
	Increased	Decreased	Stayed the same
Senior	17%	25%	58%
Junior	25%	8%	67%
Primary	17%	17%	66%

The highest increase in teams is seen at junior level, with a quarter (25%) of clubs reporting an increase over the last three years. The same number of clubs report a decrease in senior participation; however, in general, the number of teams has remained consistent. Some clubs have noted that members have left to participate in summer rugby league, as opposed to winter matches.



## BRADFORD PLAYING PITCH STRATEGY ASSESSMENT REPORT

Bradford Dudley Hill ARLFC reports that three of its junior teams, a primary team and one senior team disbanded due to a lack of players; whilst Wibsey Warriors ARLFC noted that its increased junior section is as a consequence of the Club establishing three junior girls' teams.

### Training

Winter rugby league training is accommodated across a combination of AGPs, indoor sports halls and gyms. Little training takes place on competitive pitches in the winter as few clubs have floodlit facilities. However, since the transition to summer season clubs tend to train on match pitches as extended daylight hours allow, eliminating the need for access to floodlighting. Many clubs attempt to train on grass areas around the perimeter of pitches to reduce impact on surface quality, but in practice a significant proportion of training takes place on the competitive pitches.

Table 5.6: Summary of training demand

Club	Site ID	Site name	Training provision	Usage	
				Hours	MES <sup>19</sup>
University of Bradford RLFC	210	University of Bradford	Full size 3G (not RFL compliant)	2	2
Bradford Bulls RLFC	206	Tong Sports Centre/Tong High School	Grass rugby league pitches	15	10
Bradford Dudley Hill ARLFC	70	Dudley Hill ARLFC	Grass rugby league pitch	6	4
Clayton ARLFC	50	Clayton Rugby Club	Grass rugby league pitch	4	3
Cowling Harlequins ARLFC	107	Highfield Recreation Ground	Grass rugby league pitch	5	3
Keighley Albion ARLFC	59	Crossflats CC – Ryshworth Park	Grass rugby league pitch	10	6
Odsal Sedbergh ARLFC	161	Odsal Recreation Ground	Grass rugby league pitch	4	3
Queensbury AARLFC	203	Thornton Recreation Centre/Thornton Grammar	Full size 3G pitch (not RFL compliant)	6	6
West Bowling ARLFC	80	Emsley Memorial Recreation Ground	Grass rugby league pitch	10	6
Wibsey Warriors ARLFC	42	Buttershaw Business & Enterprise College	Full size 3G (not RFL compliant)	6	6
Wyke ARLFC	234	Wyke Park	Grass rugby league pitch	6	4
Worth Village ARLFC	143	Marley Sports Centre	Grass rugby league pitch	3	2

Wibsey Warriors ARLFC reports that it previously used Wibsey Park for training but was informed that the Club was not allowed to use the site anymore and has therefore relocated to Buttershaw Business & Enterprise Academy, but this may not be affordable in the longer term. Similarly, Queensbury ARLFC also accesses 3G provision, at Thornton Recreation Centre, throughout the season with the Club's current home venue unavailable.

<sup>19</sup> Match equivalent sessions (MES)

## BRADFORD PLAYING PITCH STRATEGY ASSESSMENT REPORT

---

There are no RFL Community Standard 3G pitches in Bradford District, although Bradford Bulls Community Foundation is reported to host training sessions on 3G pitches located at schools with whom it supports. If these sessions have any contact elements then this should be ceased with certification required for this type of activity. More information regarding 3G provision is detailed later in Part 7.

It should be noted that some senior teams continue to play in winter leagues meaning that teams need access to floodlit provision throughout winter for training sessions.

Keighley Cougars RLFC reports that in order to protect its pitch from additional demand all teams train on the concrete paths at the Club's home venue. This is not considered sustainable in the long-term as the Club has aspiration to achieve promotions in the future and is being inhibited by a lack of training facilities. It would ideally have access to grass training provision but would be open to utilising an RFL community standard 3G pitch should one become available at a suitable time and cost.

Bradford Bulls RLFC hosts all of its training demand at Tong Sports Centre/Tong High School, on two good quality, senior pitches. As a result, the Club is aware that the cost of repairing these pitches will continue to increase; whilst it also notes that should the Club wish to increase its number of teams in the future then an additional pitch would be required. It was indicated that ideally the Club would have access to a RFL Community Standard 3G pitch for training, which could also be used by the Bradford Bulls Community Foundation to host training sessions for both school and community club player and coach development.

Consultation with clubs in the District suggests that there is demand for additional full size, floodlit grass pitches to accommodate both rugby league and union demand, especially for training. This is due to the excessive training that takes place on pitches. A number of teams report making use of 3G and sand based AGPs for training outside of the summer months due to a lack of other floodlit grass facilities.

Clubs in Bradford District are generally of the mind-set that training on match pitches is a cost effective option and is easily accessible because of the increased daylight hours in summer. In reality, this increased usage impacts on pitch quality when pitches become dry and hard in some cases. Any remedial work carried out during the winter may not be effective in repairing the damage as weather is often poor, limiting the amount of maintenance work that can be properly carried out.

### *Winter training*

Although community and professional rugby league is a, predominantly, summer sport, clubs still require access to training facilities throughout the winter period as many continue to train well before the summer season begins. Of the clubs which responded to consultation, 78% reference a need for more floodlit full size 3G pitches, stating perception that hire costs and accessibility of current provision to be prohibitive.

### ***Masters rugby league***

Masters rugby league is a derivative version of the sport aimed at players over the age of 35. It has a social emphasis and focus on providing playing opportunities for older players and as such remains non-competitive with no score kept. Masters rugby league is typically played as part of a festival format, with five central festivals to be held in 2018 across the country as well as various club held invitational events. Although no Bradford based clubs provide Masters teams, Birkenshaw Blue Dogs, based in Kirklees, is in close proximity to the District and has a team.

# BRADFORD PLAYING PITCH STRATEGY ASSESSMENT REPORT

---

## ***Casual use***

A proportion of rugby league is played on Council owned pitches these sites tend to be public open spaces and are used for recreational play and dog walking etc. This additional wear is an issue for clubs as it decreases the quality of the pitches and in turn the carrying capacity for matches and training. This is a noted problem at the following sites for one or more of their pitches:

- ◀ Delph Recreation Ground
- ◀ Emsley memorial Recreation Ground
- ◀ Odsal Playing Fields
- ◀ Utley Recreation Ground
- ◀ Wibsey Park Recreation Ground
- ◀ Wibsey Rugby Pitch
- ◀ Wyke Park

## ***Unmet demand***

Unmet demand is existing demand that is not getting access to pitches. It is usually expressed, for example, when a team is already training but is unable to access a match pitch, or when a league has a waiting list due to a lack of pitch provision, which in turn is hindering the growth of the League. No clubs report of unmet demand in Bradford District.

## ***Displaced/exported demand***

Displaced or exported demand refers to Bradford District based teams that are currently accessing pitches outside of the local authority for their home fixtures, normally because their pitch requirements cannot be met, which is usually because of pitch supply, in some cases quality issues or stipulated league requirements for access to certain facilities.

Queensbury ARLFC exports some demand outside of Bradford District to Halifax RUFC (Calderdale). There are consistently two junior teams accessing this site, although there are occasions when this number increases depending on general availability and quality of the Club's alternate site in Bradford District (ASA Briggs Recreation Ground). The site is only accessed for match demand with training demand accommodated within Bradford District.

In reality the Club is displaced away from its home venue, Albert Road Recreation Ground, which has a clubhouse facility on site. It is understood that the development of a clubhouse facility at Albert Road Recreation Ground was funded by Sport England; however, the neither the clubhouse nor the pitch on site are currently usable with the site being reportedly contaminated. It is envisioned that the Club will be able to access the site from 2019, which will eliminate its current requirement to rent a pitch from Halifax RUFC (Calderdale).

## ***Future demand***

Future demand can be defined in two ways, through participation increases and using population forecasts. Team generation rates (TGRs) are used below as the basis for calculating the number of teams likely to be generated in the future based on population growth.

# BRADFORD PLAYING PITCH STRATEGY ASSESSMENT REPORT

Table 5.7: Team generation rates (District wide)

Age group	Current population within age group	Current number of teams <sup>20</sup>	Team Generation Rate	Future population within age group (2030) <sup>21</sup>	Predicted future number of teams	Additional teams that may be generated from the increased population
Senior Men's (19-45)	95,879	18	1:5327	90,475	17.0	0
Senior Women (19-45)	94,735	3	1:31578	89,308	2.8	0
Junior Boys (12-18)	25,874	23	1:1125	28,163	25.0	2
Junior Girls (12-18)	24,891	2	1:12446	27,642	2.2	0
Primary rugby mixed (7-11)	40,010	31	1:1291	37,408	29.0	0

Table 5.8: Team generation rates (applied by analysis area)

Age group	Additional teams that may be generated from the increased population (by analysis area)					
	Bradford East	Bradford South	Bradford West	Keighley Area	Shipley Area	Total
Senior Men's (19-45)	0	0	0	0	0	<b>0</b>
Senior Women (19-45)	0	0	0	0	0	<b>0</b>
Junior Boys (12-18)	0	1	0	0	0	<b>1</b>
Junior Girls (12-18)	0	0	0	0	0	<b>0</b>
Primary rugby mixed (7-11)	0	0	0	0	0	<b>0</b>

Team generation rates based on future population applied by analysis area forecast the likely creation of at least one new junior boys' team based in Bradford South Analysis Area. No senior, primary or junior girls' teams are forecasted to be created through population changes, with any likely increase in participation being assimilated within existing playing squads.

Six clubs intend to increase the number of teams for next season. Where a club expressing aspirations to create new primary teams currently has use of a primary pitch, it is assumed that new primary teams will play on this primary pitch and as such demand equates to 0.5 primary match equivalent sessions per week. However, where clubs do not presently have access to primary pitch provision it is considered that primary teams will play on senior or junior pitches currently accessed and as such will require only half of a senior/junior pitch, equating to 0.25 match equivalent sessions per week.

<sup>20</sup> Teams associated with the two semi-professional clubs have been excluded from the current total given that no increase in participation will affect the number of teams representing these clubs.

<sup>21</sup> TGRs are based on population forecasts to 2030 which is in line with the Local Plan timeframe.

# BRADFORD PLAYING PITCH STRATEGY ASSESSMENT REPORT

Table 5.9: Summary of future demand reported by clubs

Club	Future demand	Pitch type	Analysis area	Match equivalent sessions per week
Bradford Dudley Hill ARLFC	1 x senior men's	Senior	Bradford East	0.5
	3 x junior boys'			1.5
	2 x primary			0.5
Cowling Harlequins ARLFC	1 x primary	Senior	Keighley Area	0.25
Queensbury ARLFC	1 x junior girls'	Senior	Bradford South	0.5
West Bowling ARLFC	1 x senior men's	Senior	Bradford South	0.5
	1 x junior girls'			0.5
Wibsey Warriors ARLFC	1 x senior men's	Senior	Bradford South	0.5
	1 x junior boys'			0.5
Wyke ARLFC	2 x junior boys'	Senior	Bradford South	1
	2 x junior girls'			1
	2 x primary			0.5
<b>Total</b>				<b>7.75</b>

It is important to note that TGRs are based on population figures and cannot account for specific targeted development work within certain areas or focused towards certain groups, such as NGB initiatives or coaching within schools. This includes delivery of the Sky Try programme, community initiative delivered by the Bradford Bulls Community Foundation. IT should be noted the Keighley Cougars RLFC plans to re-establish a community programme which has not been operational for a number of years.

## **Bradford Bulls Community Foundation**

Bradford Bulls RLFC official charity Bradford Bulls Community Foundation uses the power of sport and rugby league to help improve the quality of people's lives in Bradford District. This is achieved through delivering a range of programmes including rugby league coaching sessions through to improving health, wellbeing and career prospects for both young people and adults. Two key programmes the Charity runs are called Sky Try and Embed the Pathway.

### *Sky Try Programme*

The Sky Try programme aims to increase viewers, spectators and participants to rugby league. It aims to achieve this through four distinct pillars which each have their own specific targets:

- ◀ Primary rugby league: a minimum five-week coaching programme in primary schools.
- ◀ Secondary school competition and player development: aimed at increasing secondary school participation in rugby league through workshops.
- ◀ Play Touch Rugby League: a six-week workout project aimed at increasing mini/junior girls' participation.
- ◀ Making the big games bigger: aimed at increasing spectator numbers through major rugby league events.

# BRADFORD PLAYING PITCH STRATEGY ASSESSMENT REPORT

## *Embed the Pathway*

Embed the Pathway is a coaching programme which aims to increase the number of junior rugby league players through specialised education and coaching. The Bradford Bulls Foundation assists the Embed the Pathway secondary schools programme which is designed to support and develop rugby league participation. All schools which engage in the programme are accredited with the England Rugby League Player Development Partner School certificate.

## **School rugby league**

Bradford Bulls Foundation provides coaching in local primary and secondary schools, with a view that these will then become satellite clubs feeding in to associated community amateur rugby league clubs.

## **The peak period**

In order to fully establish actual spare capacity, the peak period needs to be established. For senior rugby league matches the peak period is considered to be Saturday afternoon as 76% of all senior teams play at this time. However, demand for senior rugby league pitches is actually highest on Sunday mornings, due to the large number of junior (U13-U18) and mini teams playing on senior pitches at this time.

School pitches are used regularly to accommodate curricular use and school training sessions and matches. In order to reflect this, an additional one match equivalent session per week of play has been added per pitch at school sites where applicable.

## **5.4: Capacity analysis**

The capacity for pitches to regularly provide for competitive play, training and other activity over a season is most often determined by quality. As a minimum, the quality and therefore the capacity of a pitch affects the playing experience and people's enjoyment of playing. In extreme circumstances, it can result in the inability of the pitch to cater for all or certain types of play during peak and off-peak times.

As a guide, The RFL has set a standard number of matches that each grass pitch type should be able to accommodate without adversely affecting its current quality (pitch capacity). Taking into consideration the guidelines on capacity the following was concluded in Bradford District:

Pitch quality	Match equivalent sessions (MES) per week
Good	3
Standard	2
Poor	1

Table 5.10 applies the above pitch ratings against the actual level of weekly play recorded to determine a capacity rating as follows:

<b>Potential capacity</b>	Play is below the level the site could sustain
<b>At capacity</b>	Play matches the level the site can sustain
<b>Overused</b>	Play exceeds the level the site can sustain



## **BRADFORD PLAYING PITCH STRATEGY ASSESSMENT REPORT**

---

The next step is to ascertain whether or not any identified 'potential capacity' can be deemed 'actual capacity'. There may be situations where, although a site is highlighted as potentially able to accommodate some additional play, this should not be recorded as spare capacity against the site. For example, a site may be managed to regularly operate slightly below full capacity to ensure that it can cater for a number of regular friendly matches and activities that take place but are difficult to quantify on a weekly basis.

For senior and youth teams, the current level of play per week is set at 0.5 match equivalent sessions (MES) per week for each match played based on all teams operating on a traditional home and away basis (assumes half of matches will be played away). For mini teams, play per week is set at 0.25 MES per week for each match played across half of one senior pitch, based on all teams operating on a traditional home and away basis.

## BRADFORD PLAYING PITCH STRATEGY ASSESSMENT REPORT

Table 5.10: Rugby league pitch provision and level of current use within Bradford District

Site ID	Site name	Analysis area	Security of tenure	Community use?	Pitch type (Dual use)	Floodlit?	Quality rating	Number of pitches	Current play (MES per week)	Site capacity (MES per week)	Capacity rating (MES per week)	Comments
1	ASA Briggs Rec Ground (Queensbury ARLFC)	Bradford South	Secure	Yes	Senior	No	Poor	1	2.5	1	1.5	A poor quality senior pitch which is overplayed by 1.5 MES. The pitch is subject to the majority of match demand from Queensbury ARLFC.
50	Clayton Rugby Club	Bradford South	Secure	Yes	Senior	No	Standard	1	5.75	2	3.75	A standard quality senior pitch which is overplayed by 3.75 MES. The pitch is subject to both match and training demand from Clayton ARLFC.
59	Crossflats CC - Ryshworth Park	Shipley Area	Secure	Yes	Senior	No	Standard	1	10.5	2	8.5	A senior pitch which is overplayed by 8.5 MES. The pitch is subject to match and training demand from Keighley Albion ARLFC teams.
64	Delph Recreation Ground	Bradford West	Secure	Yes-unused	Senior	No	Poor	2	0	2	-2	Two poor quality senior pitches which have two MES of potential capacity.
70	Dudley Hill ARLFC (Neil Hunt Memorial)	Bradford East	Secure	Yes	Senior	Yes	Good	1	5.75	3	2.75	A senior pitch which is overplayed by 2.75 MES. The pitch is subject to match and training demand from Bradford Dudley Hill ARLFC teams
80	Emsley Memorial Recreation Ground	Bradford South	Secure	Yes	Senior	No	Standard	1	9	2	7	A senior pitch which is overplayed by seven MES. The pitch is subject to match and training demand from West Bowling ARLFC teams
107	Highfield Recreation Ground	Keighley Area	Secure	Yes	Senior	No	Poor	1	3.75	1	2.75	A senior pitch which is overplayed by 2.75 MES. The pitch is subject to match and training demand from Cowling Harlequins ARLFC teams
128	Keighley Cougars	Keighley Area	Secure	Yes	Senior (football)	Yes	Standard	1	2	2	-	The pitch is subject to match demand from Keighley Cougars RLFC and Steeton AFC (football), subsequently the pitch is at capacity.
143	Marley Sports Centre	Keighley Area	Secure	Yes	Senior (football)	No	Poor	1	3	1	2	A poor quality senior pitch which is subject to match and training demand from Worth Village ARLFC. The pitch is overmarked with football and is subject to football demand; resulting in an overplay of two MES.
156	Beckfoot Oakbank School	Keighley Area	<b>Unsecure</b>	Yes-unused	Senior	Yes	Standard	1	1	2	-1	A standard quality senior pitch which is available for community use but is currently unused. The pitch is subject to curricular and extra-curricular activity; and has one MES of potential capacity.
160	Odsal Playing Fields	Bradford South	Secure	Yes	Senior	No	Poor	1	0.5	1	-0.5	A poor quality senior pitch which is subject to some match demand from Odsal Sedbergh ARLFC primary teams. The pitch has 0.5 MES of potential capacity.
161	Odsal Recreation Ground	Bradford South	Secure	Yes	Senior	No	Standard	1	4.25	2	2.25	A senior pitch which is subject to training and some match demand from Odsal Sedbergh ARLFC. The pitch is overplayed by 2.25 MES.

**BRADFORD PLAYING PITCH STRATEGY  
ASSESSMENT REPORT**

Site ID	Site name	Analysis area	Security of tenure	Community use?	Pitch type (Dual use)	Floodlit?	Quality rating	Number of pitches	Current play (MES per week)	Site capacity (MES per week)	Capacity rating (MES per week)	Comments
188	Silsden Park	Keighley Area	Secure	Yes-unused	Senior	No	Poor	2	0	2	-2	Two poor quality senior pitches which have two MES of potential capacity.
206	Tong Sports Centre/Tong High School	Bradford South	Secure	Yes	Senior	No	Good	2	12	6	6	Two good quality senior pitches which are subject to all Bradford Bulls RLFC training, as well as curricular and extra-curricular activity. As such the pitches are overplayed by a combined six MES.
212	Utley Recreation Ground	Keighley Area	Secure	Yes-unused	Senior	No	Poor	2	0	2	-2	Two poor quality senior pitches which have two MES of potential capacity.
					Junior	No	Poor	1	0	1	-1	A poor quality junior pitch which is currently unused. The pitch has one MES of potential capacity.
218	Wibsey Park Recreation Ground	Bradford South	Secure	Yes-unused	Senior	No	Poor	1	0	1	-1	A poor quality senior pitch which is currently unused and has one MES of potential capacity. The pitch was previously used by Wibsey Warriors ARLFC for training but this has since ceased.
221	Wibsey Rugby pitch	Bradford South	Unsecure	Yes	Senior (rugby union)	Yes	Poor	1	4.25	1	3.25	Accommodating match demand from both Wibsey Warriors ARLFC and Wibsey RUFC throughout the year; opportunities for remedial work are limited resulting in the pitch being overplayed by 3.25 MES.
234	Wyke Park	Bradford South	Secure	Yes	Senior	No	Good	1	7.5	3	4.5	A good quality senior pitch which is subject to match and training demand for all Wyke ARLFC teams. The pitch is overplayed by 4.5 MES.
921	Odsal Stadium	Bradford South	Secure	No	Senior	Yes	Good	1	3	3	-	The pitch is subject to all match demand from Bradford Bulls RLFC teams and is subsequently at capacity.

# BRADFORD PLAYING PITCH STRATEGY ASSESSMENT REPORT

---

## 5.5: Supply and demand analysis

### *Spare capacity*

A number of sites are shown to have potential spare capacity but not all is actual spare capacity, whereby pitch capacity is present and pitches are available at peak time. Actual spare capacity has been combined by area and is summarised in the table overleaf.

Spare capacity is analysed at senior peak period (Saturday PM) and a junior/primary peak period (Sunday AM) on all pitch types. It should be stated, that when a team is playing matches on the correct pitch size for their age (senior/junior/primary), one team equates to 0.5 match equivalent sessions per week (based on playing home and away fixtures); however, in cases where junior or primary teams are playing matches on senior pitches, this equates to 0.25 match equivalent sessions per week per team as the entire pitch is not used.

## BRADFORD PLAYING PITCH STRATEGY ASSESSMENT REPORT

Table 5.11: Actual spare capacity summary

Site ID	Site name	Analysis area	Pitch type	Number of pitches	Capacity balance	Match equivalent sessions available in senior peak period (Saturday PM)	Match equivalent sessions available in junior/primary peak period (Sunday AM)	Comments
64	Delph Recreation Ground	Bradford West	Senior	2	-2	2	2	Two MES of actual spare capacity during each peak period of activity.
156	Beckfoot Oakbank School	Keighley Area	Senior	1	-1	1	1	Actual spare capacity is discounted due to the unsecure nature of the site.
160	Odsal Playing Fields	Bradford South	Senior	1	-0.5	0.5	0.5	0.5 MES of actual spare capacity during each peak period of activity. This has been reduced due to overall pitch capacity.
188	Silsden Park	Keighley Area	Senior	2	-2	2	2	Two MES of actual spare capacity during each peak period of activity.
212	Utley Recreation Ground	Keighley Area	Senior	2	-2	2	2	Two MES of actual spare capacity during each peak period of activity.
			Junior	1	-1	-	1	A junior pitch which has one MES of actual spare capacity during its peak period.
218	Wibsey Park Recreation Ground	Bradford South	Senior	1	-1	1	1	One MES of actual spare capacity during each peak period of activity.

## BRADFORD PLAYING PITCH STRATEGY ASSESSMENT REPORT

Although, six sites supplying nine pitch display potential spare capacity only eight pitches across five sites have actual spare capacity available at senior peak time (Saturday PM) totalling 7.5 match equivalent sessions per week.

This figure increases by one pitch to 8.5 match equivalent sessions of actual spare capacity during peak time for junior/primary demand (Sunday AM). This is due to the inclusion of Bradford District's one junior pitch at Utley Recreation Ground, which is unsuitable for use by senior teams and is therefore not considered during senior peak time.

The majority of the actual spare capacity at senior peak time is located in the Keighley Analysis Area which has four match equivalent sessions per week with Bradford West having two match equivalent sessions and Bradford South having 1.5. The figures for both the Bradford South and Bradford West analysis areas remain the same for the junior/primary peak period (1.5 and two match equivalent sessions respectively); whilst it increases to five match equivalent sessions of actual spare capacity per week in the Keighley Area during this time.

Neither the Shipley Analysis Area nor Bradford East Analysis Area show any actual spare capacity during either peak period reflective of the high demand and low supply found in these areas.

### **Overplay**

Twelve pitch across 11 sites are overplayed by a total of 44.25 match equivalent sessions per week. This is predominantly a result of training and competitive demand taking place on pitches, several of which have limited capacity for use anyway due to poor quality.

The majority of overplay is located in the Bradford South Analysis Area with eight pitches across seven sites overplayed by 28.25 match equivalent sessions per week. This is reflective of the Area's high level of demand.

Shipley Analysis Area has one pitch overplayed by 8.5 match equivalent sessions; whilst Bradford East Analysis Area has 2.75 match equivalent sessions of overplay, also at on one pitch. There are 4.75 match equivalent sessions of overplay in the Keighley Analysis Area across two pitches. There is no overplay displayed in the Bradford West Analysis Area.

*Table 5.12: Overplay summary*

Site ID	Site name	Analysis area	Pitch type	Overplay (match equivalent sessions per week)
1	ASA Briggs Rec Ground (Queensbury ARLFC)	Bradford South	Senior	1.5
50	Clayton Rugby Club	Bradford South	Senior	3.75
59	Crossflats CC - Ryshworth Park	Shipley Area	Senior	8.5
70	Dudley Hill ARLFC (Neil Hunt Memorial)	Bradford East	Senior	2.75
80	Emsley Memorial Recreation Ground	Bradford South	Senior	7
107	Highfield Recreation Ground	Keighley Area	Senior	2.75
143	Marley Sports Centre	Keighley Area	Senior	2
161	Odsal Recreation Ground	Bradford South	Senior	2.25



## BRADFORD PLAYING PITCH STRATEGY ASSESSMENT REPORT

Site ID	Site name	Analysis area	Pitch type	Overplay (match equivalent sessions per week)
206	Tong Sports Centre/Tong High School	Bradford South	Senior	6
221	Wibsey Rugby pitch	Bradford South	Senior	3.25
234	Wyke Park	Bradford South	Senior	4.5
<b>Total</b>				<b>44.25</b>

The two pitches at Tong Sports Centre/Tong High School are subject to training demand from Bradford Bulls RLFC teams requiring a high volume of training demand. The pitches are also subject to curricular and extra-curricular activity from Tong High School, which also contributes to the overplay.

Most pitches are overplayed due to the impact of clubs utilising match pitches to accommodate training demand; however, this is not the case at Wibsey Rugby Pitch or ASA Briggs Recreation Ground with both Wibsey Warriors ARLFC and Queensbury ARLFC both accessing 3G provision locally to accommodate training demand.

The pitch at ASA Briggs Recreation Ground solely accommodates Queensbury ARLFC match demand, however, with the majority of the Club's demand located at the site the one pitch available is required for senior, junior and primary demand.

The senior pitch at Wibsey Rugby Pitch is subject to demand from Wibsey RUFC throughout the winter months, which contributes to the level of overplay. Use of the pitch year round minimises the time available for remedial work to take place, contributing to the poor quality of the pitch.

Overplay can only be alleviated by improving pitch quality or providing more pitches or areas to be used for training; there is not enough spare capacity expressed in the areas of overplay to meet this level of demand.

### 5.6: Supply and demand analysis

Having considered supply and demand, the tables below identify the overall spare capacity in each of the analysis areas for the different pitch types, based on match equivalent sessions per week.

Table 5.13: Supply/demand balance of senior pitches at senior peak time

Analysis area	Actual spare capacity	Demand (Match Equivalent Sessions)				
		Overplay	Current total	Future demand	Displaced demand	Future total
Bradford East	-	2.75	2.75	2.5	-	5.25
Bradford South	1.5	28.25	26.75	5	1	32.75
Bradford West	2	-	2	-	-	2
Keighley Area	4	4.75	0.75	-	-	0.75
Shipley Area	-	8.5	8.5	-	-	8.5
<b>Total</b>	<b>7.5</b>	<b>44.25</b>	<b>36.75</b>	<b>7.5</b>	<b>1</b>	<b>45.25</b>

## BRADFORD PLAYING PITCH STRATEGY ASSESSMENT REPORT

Currently there is a significant level of overplay on senior rugby league pitches (36.75 match equivalent sessions per week) in all areas except Bradford West Analysis Area which has minimal spare capacity (two match equivalent sessions).

The overall level of overplay is exacerbated when future and displaced demand are considered with the shortfall in Bradford District increasing to 45.25 match equivalent sessions. The spare capacity in Bradford West Analysis Area will be retained, however, the notable increase in demand in Bradford South Analysis Area increases the shortfall in the Area to 32.75 match equivalent sessions.

It should be noted that junior and primary demand located in areas without junior or primary pitches is considered to take place on senior pitches and has therefore been factored in to future totals.

*Table 5.14: Supply/demand balance of pitches at junior/primary peak time*

Analysis area	Actual Spare Capacity	Demand (Match Equivalent Sessions)				
		Overplay	Current total	Future demand	Displaced demand	Future total
Bradford East	-	-	-	-	-	-
Bradford South	-	-	-	-	-	-
Bradford West	-	-	-	-	-	-
Keighley Area	1	-	1	0.25	-	0.75
ShIPLEY Area	-	-	-	-	-	-
<b>Total</b>	<b>1</b>	-	<b>1</b>	<b>0.25</b>	-	<b>0.75</b>

The current picture for junior pitches across Bradford District indicates that the one pitch located in Keighley Analysis Area has capacity for additional demand. This capacity is reduced when future demand is considered but some capacity does remain available for further activity.

It is important to note that some of overplay derives from junior/mini teams playing on senior pitches in areas where there are large clubs with many junior and primary teams. A large proportion of overplay is also attributed to training sessions taking place on match pitches. Furthermore, most are rated as poor quality which reduces the carrying capacity and ability to accommodate use.

## BRADFORD PLAYING PITCH STRATEGY ASSESSMENT REPORT

---

### Rugby league summary

- ◀ **Currently there is a significant level of overplay on senior rugby league pitches resulting in shortfalls (36.75 match equivalent sessions per week) in all areas except Bradford West Analysis Area which has minimal spare capacity.**
- ◀ **This is predominantly a result of training and competitive demand taking place on pitches, several of which have limited capacity for use anyway due to poor quality.**
- ◀ **The current picture for junior pitches across Bradford District indicates that the one pitch located in Keighley Analysis Area has capacity for additional demand.**
- ◀ The audit identifies a total of 24 grass rugby league pitches (23 senior and one junior) across 19 sites in Bradford District. All, but one, is identified as being available for community use on some level. The unavailable pitch is located at Odsal Stadium (Bradford Bulls).
- ◀ Seven clubs in Bradford District are not considered to have long term security of tenure at current home venues. These clubs each rent a pitch or pitches from BMDC on annual agreements.
- ◀ Just over half of pitches (54%) are assessed as poor quality, 25% are standard quality with the remaining 21% rated as good.
- ◀ Anti-social behaviour at rugby league sites appears to be a common issue, with this noted at four sites in particular, three in Bradford South and one in Keighley.
- ◀ Most clubs in Bradford District have access to changing room provision for home games; however, the quality of these varies throughout the District. Four clubs highlight that if better quality ancillary provision was available then this would increase the number of teams representing respective clubs.
- ◀ There are ten community rugby league clubs in Bradford District providing a total of 77 competitive rugby league teams. This includes three women's and two girls' teams.
- ◀ There are also two professional clubs in the District; Bradford Bulls RLFC and Keighley Cougars RLFC, both of which, compete in the RFL Kingstone League 1.
- ◀ The majority of demand is based around the Bradford South Analysis Area where there are 53 teams (69%), whilst there are no rugby league teams based in Bradford West Analysis Area.
- ◀ In general, the number of teams has remained consistent over the last three years, although there has been an increase in junior teams there has also been a decrease in senior teams.
- ◀ Team generation rates based on future population applied by analysis area forecast the likely creation of at least one new junior boys' team based in Bradford South Analysis Area.
- ◀ Six clubs intend to increase the number of teams for next season, which would total 7.75 match equivalent sessions per week.
- ◀ Although, six sites supplying nine pitch display potential spare capacity only eight pitches across five sites have actual spare capacity available at senior peak time (Saturday PM) totalling 7.5 match equivalent sessions per week.
- ◀ Twelve pitches across 11 sites are overplayed by a total of 44.25 match equivalent sessions per week.

# BRADFORD PLAYING PITCH STRATEGY ASSESSMENT REPORT

## PART 6: HOCKEY

### 6.1: Introduction

Hockey in England is governed by England Hockey (EH) and is administered locally by the North Hockey Association.

Competitive league hockey matches and training can only be played on sand filled, sand dressed or water based artificial grass pitches (AGPs). Although competitive, adult and junior club training cannot take place on third generation turf pitches (3G), 40mm pitches may be suitable for introductory level hockey, such as school curriculum low level hockey. EH's Artificial Grass Playing Surface Policy details suitability of surface type for varying levels of hockey, as shown below.

*Table 6.1: England Hockey guidelines on artificial surface types suitable for hockey*

Category	Surface	Playing level	Playing level
England Hockey Category 1	Water surface approved within the FIH Global/National Parameters	<b>Essential</b> International Hockey - Training and matches	<b>Desirable</b> Domestic National Premier competition Higher levels of EH Player Pathway Performance Centres and upwards England
England Hockey Category 2	Sand dressed surfaces within the FIH National Parameter	<b>Essential</b> Domestic National Premier competition Higher levels of player pathway: Academy Centres and Upwards	<b>Desirable</b> All adult and junior League Hockey Intermediate or advanced School Hockey
England Hockey Category 3	Sand based surfaces within the FIH National Parameter	<b>Essential</b> All adult and junior club training and league Hockey EH competitions for clubs and schools Intermediate or advanced schools hockey	EH competitions for clubs and schools (excluding domestic national league)
England Hockey Category 4	All 3G surfaces	<b>Essential</b> None	<b>Desirable</b> Lower level hockey (Introductory level) when no category 1-3 surface is available.

For senior teams, a full size pitch for competitive matches must measure at least 91.4 x 55 metres excluding surrounding run off areas which must be a minimum of two metres at the sides & three metres at the ends. England Hockey preference is for four metre side and five metre end run offs, with a preferred overall area of 101.4 x 73 metres though a minimum overall area of 97.4 x 59 metres is accepted.

## **BRADFORD PLAYING PITCH STRATEGY ASSESSMENT REPORT**

---

It is considered that a hockey pitch can accommodate up to four hockey matches on one day (peak time) provided that the pitch has floodlighting. Training is generally midweek and requires access to a pitch and floodlights.

### ***Club consultation***

There are four hockey clubs based or playing within Bradford. All clubs were provided the opportunity to register feedback either via face to face consultation or an online survey. The response rate across community clubs either through face to face consultation or online survey equates to 75% with the only club failing to respond to consultation requests being Ben Rhydding HC.

### **6.2: Supply**

There are currently six full size hockey suitable AGPs in Bradford, all of which, are floodlit. However, only five are available for community use, with Bradford Grammar School recently (September 2018) withdrawing community use of the site.

Two of the full size, hockey suitable AGPs are located in Keighley Analysis Area, two are in the Bradford West Analysis Area; and both the Shipley and Bradford East analysis areas have one pitch each. The Bradford South Analysis Area is the only Area not to have a full size hockey suitable AGP.

Additionally, there are five smaller size hockey suitable AGPs. Of which, one is of significant size (approximately 82m metres long) but does not quite meet recommended measurements (91.4 x 55 metres) to be suitable for competitive matches. Though too small to host competitive matches and senior training, smaller size AGPs may be able to accommodate some junior or school training or curriculum use. Alternatively, at some sites it may be feasible to extend the size of AGPs to meet minimum dimensions for match play, thus increasing capacity.

### ***Future supply***

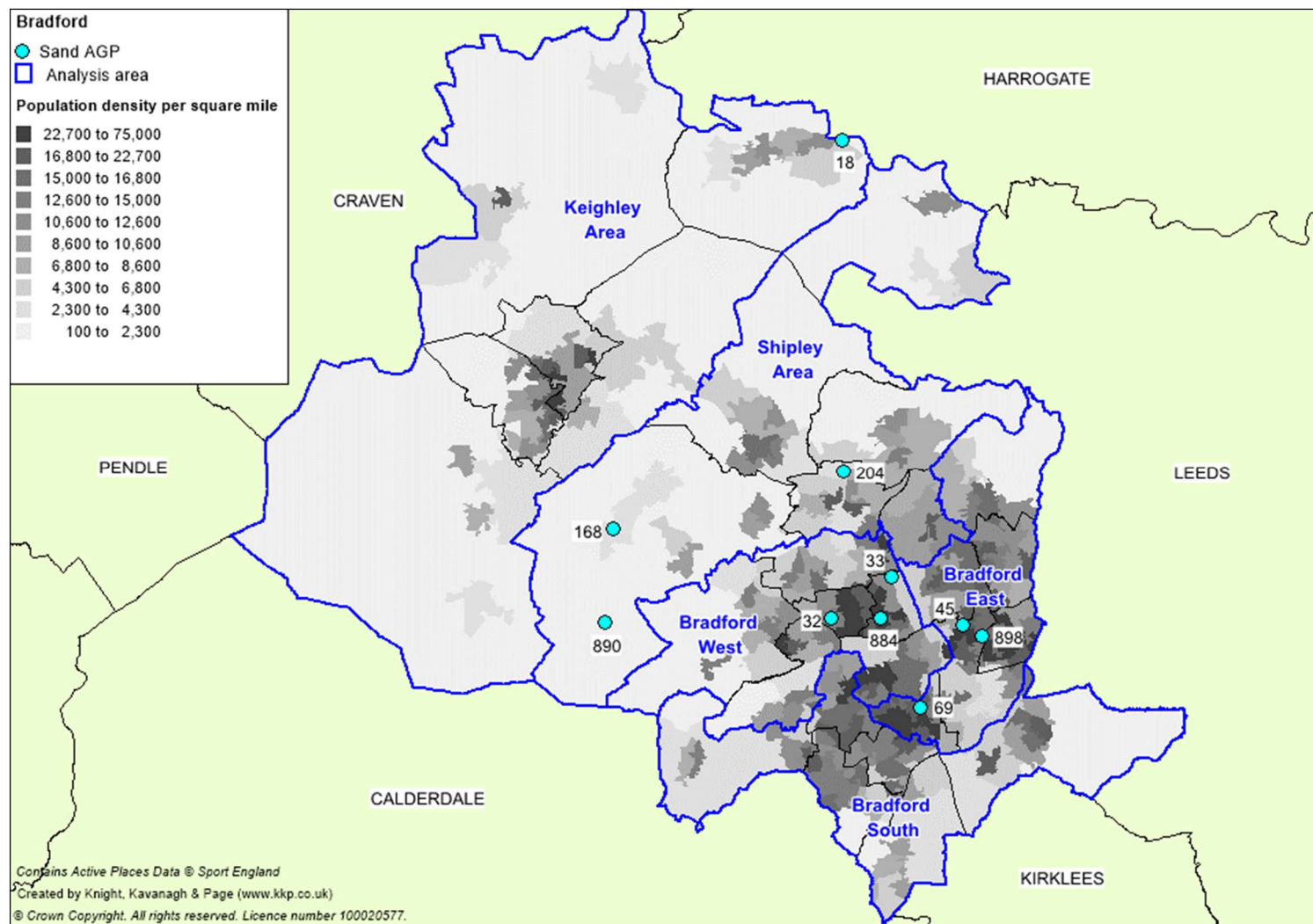
There is a full size, hockey suitable AGP located at Beckfoot Oakbank School that has recently been decommissioned for use due to wider school developments. As part of the developments it is expected that a new full size hockey suitable AGP will be subsequently provided on site and be available for community use. The pitch was previously accessed by Airedale HC junior teams for midweek training demand.

It is also reported that Holy Family Catholic School is proposing to build a full size, hockey suitable AGP on site which will be available for community use. Airedale HC reports that there will also be a clubhouse facility developed onsite from which it could potentially be based. The Club identify this development as an aid to the Club's ongoing development.

It is understood that a full size, sand based AGP is being considered at Marley Sports Centre; however, no planning application has been submitted for this project.

# BRADFORD PLAYING PITCH STRATEGY ASSESSMENT REPORT

Figure 6.1: Map showing hockey suitable AGPs in Bradford District





## BRADFORD PLAYING PITCH STRATEGY ASSESSMENT REPORT

Table 6.2: Hockey suitable full size AGPs by location (including club users)

Site ID	Site	Analysis area	Number of AGPs	Available for community use?	Floodlit?	Surface	Dimensions (metres)	Home site for
18	Ben Rhydding Sports Club	Keighley Area	2	Yes	Yes	Sand Dressed	98 x 62	Ben Rhydding HC
32	Bradford Girls Grammar	Bradford West	1	Yes	Yes	Sand Dressed	100 x 60	Bradford HC University of Bradford HC
33	Bradford Grammar School	Bradford West	1	No	Yes	Sand Filled	100 x 60	-
45	Carlton Bolling College	Bradford East	1	Yes	Yes	Sand Filled	97 x 61	-
204	Titus Salt School	Shipley Area	1	Yes	Yes	Sand Dressed	101 x 63	Airedale HC

Please note that Bingley Bees HC previously played at Bradford Grammar School until September 2018. The Club is currently having to use a variety of venues and available slots (often not at ideal times) in order to continue to train and play matches. For example, adults are training at Ben Rhydding Sports Club for one hour per week.

Table 6.3: Hockey suitable smaller size AGPs by location

Site ID	Site	Analysis area	Number of AGPs	Available for community use?	Floodlit?	Surface	Dimensions (metres)
69	Dixons City Academy	Bradford East	1	Yes	Yes	Sand Dressed	82 x 56
168	Parkside School	Shipley Area	1	Yes	Yes	Sand Dressed	46 x 20
884	Manningham Sports Centre	Bradford West	1	Yes	Yes	Sand Dressed	48 x 27
890	Denholme Primary School	Shipley Area	1	Yes	No	Sand Dressed	30 x 13
898	Byron Primary School	Bradford East	1	No	Yes	Sand Dressed	39 x 18

## BRADFORD PLAYING PITCH STRATEGY ASSESSMENT REPORT

### Quality

There are two full size hockey suitable AGPs rated as good quality both located at Ben Rhydding Sports Club (Keighley Area); one standard quality pitch at Bradford Girls Grammar (Bradford West); and three poor quality full size hockey suitable AGPs, distributed evenly amongst the Bradford West, Bradford East and Shipley analysis areas.

Table 6.4: Summary of full size hockey AGP quality in Bradford

Site ID	Site	Analysis area	Number of AGPs	Surface	Quality	Year built (refurbished)
18	Ben Rhydding Sports Club	Keighley Area	2	Sand Dressed	Good	1993 (2012) 2017
32	Bradford Girls Grammar	Bradford West	1	Sand Dressed	Standard	2004
33	Bradford Grammar School	Bradford West	1	Sand Filled	Poor	2002 (2012)
45	Carlton Bolling College	Bradford East	1	Sand Filled	Poor	2006
204	Titus Salt School	Shipley Area	1	Sand Dressed	Poor	2009

It is considered that the carpet of an AGP usually lasts for approximately 10 years (depending on levels of use), though its lifespan can be prolonged in some cases where maintenance is of particularly high quality and rigor.

As shown in the table above, the AGPs at Carlton Bolling College (Bradford East) and Bradford Girls Grammar (Bradford West) have exceeded the recommended surface lifespan. The pitch at Carlton Bolling College is poor quality having been subject to limited maintenance. The pitch at Bradford Girls Grammar although assessed as standard quality is 14 years old and will require replacement in the next 18 months. Despite its age and heavy use, quality has been sustained by a consistent, good quality, maintenance regime. Bradford HC, which uses the site, is considering relocating to an alternative site should the pitch quality continue to decline.

Despite being within recommended lifespans the pitches at Titus Salt School (Shipley Area) and Bradford Grammar School (Bradford West) are both of poor quality. Resurfacing of the pitch at Titus Salt School will be required next year (2019) once the recommended lifespan is reached, whilst an accompanying maintenance regime should also be instigated to prevent the new surface degrading in quality at a faster rate than expected.

The pitch at Bradford Grammar School was originally installed in 2002 but was resurfaced in 2012, meaning that the current carpet is within the recommended surface lifespan. However, a combination of heavy use and minimal maintenance means that the quality of the pitch has declined at a faster rate than typically expected.

## **BRADFORD PLAYING PITCH STRATEGY ASSESSMENT REPORT**

---

Both pitches at Ben Rhydding Sports Club (Keighley Area) are of good quality, with both being within the recommended lifespans, as well as being subject to consistent, good quality maintenance programmes. Use of these pitches is also limited as they are not located at education sites and therefore are not subject to as heavy use, when compared to all other full size, hockey suitable AGPs in Bradford.

### ***Conversion to 3G surfaces***

Since the introduction of 3G pitches and given their popularity for football, providers have seen this as a way to replace a worn sand or water based carpet and generate increased revenue from hiring out a 3G pitch to football and rugby clubs and commercial football providers. This has often come at the expense of hockey, with players now travelling further distances to gain access to a suitable pitch and many teams consequently displaced from their preferred local authority.

Due to its impact on hockey, it is appropriate to ensure that sufficient sand based AGPs are retained for the playing development of hockey. To that end, a change of surface will require a planning application and the applicants will need to show that there is sufficient provision available for hockey in the locality. Advice from Sport England and EH should also be sought prior to any planning application being submitted.

It should also be noted that, if a surface is changed, it could require the existing floodlighting to be changed and in some instances noise attenuation measures may need to be put in place.

A 3G surface is limited in the range of sport that can be played or taught on it. Providers proposing a conversion should take advice from the appropriate sports' governing bodies or refer to Sport England guidance: <https://www.sportengland.org/facilities-planning/tools-guidance/design-and-cost-guidance/artificial-sports-surfaces/>

### ***Ownership/management***

Four of the full size hockey suitable AGPs are owned by education establishments, with management of those pitches either internal or managed by an external company.

The pitches at Ben Rhydding Sports Club are owned by the over-arching sports club, of which, Ben Rhydding HC is an enduring member. Therefore, Ben Rhydding HC is considered to have security of tenure. The pitch is available for hire and is rented by Ilkley Grammar School throughout the school week for both curricular and extra-curricular activity.

All other hockey clubs in the District rent pitches for match and training demand on an annual basis, meaning that none are considered to have security of tenure. This has been a particular issue for Bingley Bees HC where its community use at Bradford Grammar School has been terminated with the school citing an increase in extra-curricular use of the AGP with the development of competitive school teams from September 2018 as the reason. The Club is currently having to use a variety of venues and available slots (often not at ideal times) in order to continue to train and play matches. It is noted that juniors are not training regularly and already not having a fixed home ground is starting to impact on participation.

## BRADFORD PLAYING PITCH STRATEGY ASSESSMENT REPORT

Airedale HC reports that it plans to return to using Beckfoot Oakbank School when the hockey suitable AGP is re-provided on the site. The terms of this use will be in the form of an annual rental agreement, meaning that security of tenure will remain unsecure.

### ***Ancillary provision***

Access to ancillary facilities at school sites can often be restricted for security reasons where changing rooms are located in the main school building or where there is a lack of staff to open and manage access. However, this is generally not an issue for clubs using facilities at school sites in Bradford, with no clubs reporting any issues regarding access to ancillary provision.

A common drawback of playing at school sites as the main home venue is a lack of onsite social space or clubhouse provision despite sufficient access to changing rooms, this was highlighted as a concern by Airedale HC, which also reports any potential development of a pitch at Holy Family School could potentially include a clubhouse from which the Club could operate.

Having previously used Bradford Grammar School, Bingley Bees HC reports that although the facility as a whole is of an adequate quality with sufficient car parking on site, the quality of the changing provision is of poor quality and is considered dated and requiring refurbishment. Further to this, the Club accesses clubhouse facilities at Bradford & Bingley Sports & Social Club, as part of an overarching sports club including rugby, cricket, running and kayaking clubs. The quality of these facilities is considered sufficient to meet its requirements.

Changing provision at Bradford Girls Grammar is considered standard quality by Bradford HC, whilst car parking is more than adequate to accommodate club demand during busy periods.

Ancillary provision at Ben Rhydding Sports Club is considered good quality, with a sufficient number of changing rooms to support concurrent use of pitches, a clubhouse facility and ample parking for the most part of the season.

### **6.3: Demand**

There are four community hockey clubs, providing 45 teams, servicing demand from Bradford. All community clubs in Bradford have senior men's and women's teams, as well as, mixed junior squads. In addition, the University of Bradford also supplies two senior hockey teams: one men's and one women's.

*Table 6.5: Summary of teams servicing Bradford demand*

<b>Name of club</b>	<b>Analysis area</b>	<b>Men's</b>	<b>Women's</b>	<b>Mixed</b>	<b>Juniors</b>	<b>Members<sup>22</sup></b>
Airedale HC	Shipley Area	3	3	-	4	98
Ben Rhydding HC	Keighley Area	6	5	-	8	437
Bingley Bees HC	Bradford West	1	1	-	3	115
Bradford HC	Bradford West	4	1	-	6	157
University of Bradford HC	Bradford West	1	1	-	-	35
<b>Totals</b>		<b>15</b>	<b>11</b>	<b>-</b>	<b>21</b>	<b>842</b>

<sup>22</sup> 2017 affiliation data as provided by England Hockey

## **BRADFORD PLAYING PITCH STRATEGY ASSESSMENT REPORT**

---

Ben Rhydding HC has by far the largest membership of clubs in Bradford (437 members). Further to this, it aspires to increase membership by 75% by 2021.

Braford HC reports that although the number of junior squads it supports has remained static, there has been a decrease in the number of senior teams, with the Club suggesting that a reduced number of Bradford University students joining the Club contributing to this.

Bingley Bees HC also reports a decrease in the number of senior teams representing the Club, noting that a senior women's team was lost due to a lack of younger players to replace senior members that ceased participating. Although the Club does expect this decrease to be reversed in future seasons its immediate priority is to secure access to a home ground venue. As noted earlier, this is already having an impact on participation and, in particular on juniors.

Airedale HC also increased the number of junior teams representing the Club, establishing an U16 girls' team, alongside other junior squads. Over the last three seasons that Club reports that there has been an increase in the number of senior teams; increasing from five to seven. At one time there were eight senior teams representing the Club consistently, but one team was lost following the Club's temporary relocation from Beckfoot Oakbank School to Titus Salt School. Overall however, the Club has benefitted from running Back to Hockey sessions and taster sessions to grow membership. The Club also credits the success of Team GB at the Rio 2016 Olympics in addition to England hosting the Hockey World Cup generating increased interest in hockey.

### ***EH Player Pathway***

The Player Pathway (PP) is the junior talent development pathway. It encompasses the whole of the hockey landscape which includes club and school activity as well as the PP Development Centres (DCs). The purpose of the PP is to provide development opportunities for young people, which is fair, equitable and consistent. It is to ensure that a suitable level of coaching and competition is offered for people at the appropriate stage of their development and to maximise the chance they have of fulfilling their potential whether that potential is as a club or International player, coach or official. The PP can be accessed by playing at school, a local club or attending one of the local centres. There is one entry point into the PP centres which is at DC level. The first time a player accesses the player pathway they must enter at DC level.

### ***Development Centres (DCs) and Academy Centres (ACs)***

DCs and ACs are local training centres for the U13 to U17 age groups. DCs are open to any hockey player who has been nominated by their club, school or coach, with ACs open to any player who has been nominated by a DC coach. After attending a DC, an AC is the next step on the player pathway. Included in the DCs/ACs are Goalkeeper (GK) Academies, which provide specific coaching sessions for goalkeepers. Ben Rhydding Sports Club is used four times per year for matches and England Hockey suggest that more venues would be used in Bradford if quality was improved.

### ***Performance Centre (PC)***

A PC is a training centre for the U15 and U17 age groups, with the closest servicing Bradford now based between Ben Rhydding Sports Centre April to July and in Doncaster September to March.

# BRADFORD PLAYING PITCH STRATEGY ASSESSMENT REPORT

## ***Displaced demand***

Displaced or exported demand refers to Bradford registered teams that are currently accessing pitches outside of the local authority for home fixtures, normally because their pitch requirements cannot be met. This is usually because of pitch supply, in some cases quality issues or stipulated league requirements for access to certain facilities. In the same manner, imported demand refers to that displaced from other local authorities into Bradford based on the same reasoning.

Although there is no demand currently displaced out of or in to Bradford District to access supply, it is worthy of note that Bingley Bees is currently displaced from its previous home ground at Bradford Grammar School.

## ***Latent demand***

Latent demand is demand that evidence suggests may be generated from the current population should they have access to more or better provision. No clubs explicitly identified any latent demand in the Bradford.

## ***Future demand***

Growing participation is the number one aim within EH's strategic plan and key drivers include working with clubs, universities and schools, regional and local leagues, developing opportunities for over 40s and delivering a quality programme of competition. Growth in participation will not only come from the traditional 11 aside game but from the informal, recreational ways to play hockey such as small sided hockey, which can be played at any time during the week or at weekends.

Future demand can be defined in two ways, through participation increases and using population forecasts.

Team generation rates (TGRs) are used below as the basis for calculating the number of teams likely to be generated in the future based on population growth up to 2030<sup>23</sup>.

*Table 6.6: Team generation rates (District wide level)*

Age group	Current population within age group	Current no. of teams	Team Generation Rate	Future population within age group	Predicted future number of teams (2030)	Additional teams that may be generated from the increased population
Senior Men's (16-55)	139,825	14	1:9988	135,251	13.5	0
Senior Women's (16-55)	139,703	10	1:13970	134,445	9.6	0
Junior Boys (11-15)	18,549	11	1:1686	19,779	11.7	0
Junior Girls (11-15)	17,962	10	1:1796	19,269	10.7	0

<sup>23</sup> TGRs are based on population forecasts to 2030 which is in line with the Local Plan timeframe.



## BRADFORD PLAYING PITCH STRATEGY ASSESSMENT REPORT

---

Population increases are unlikely to result additional teams when applied District wide. It is forecasted that growth from population increases will result in some participation increases at junior level, though this will be insufficient to create additional teams; with new participants being assimilated in to existing playing squads.

Team generation rates (TGRs) are based exclusively on future population forecasts and do not account for societal factors or changes in the way people may wish to play sport. Similarly, TGRs cannot account for specific targeted development work within certain areas or focused towards certain groups, such as NGB initiatives or coaching within schools. For example, nationally, since 2012, hockey has seen a 75% increase in juniors taking up the sport within the club environment. This increase is expected to continue across all age groups in the future, especially given the success of Great Britain's women's team in the 2016 Rio Olympics and the anticipated legacy impact.

Further to this, England Hockey hosted the Vitality Hockey Women's World Cup in July 2018 and it is hoped that the event will have a similar effect to Rio, creating a springboard for the game across all age groups, but especially amongst young females.

Though there remains a desire from EH to increase participation within the club/league based game, not all future demand may be realised entirely as new formalised teams playing at peak time. Some clubs may decide to offer pay and play opportunities to participants or offer small sided formats such in a bid to increase participation and club memberships by providing a different hockey offer.

Increased demand from new participants will lead to a requirement for increased capacity on available AGPs at peak time, but also midweek and on Sundays to deliver other formats of hockey activity. At present, it is not necessarily clear as to what format this may take or when it is likely to take place, however, it is clear that there will be a requirement for access to increased capacity on AGPs across the three local authorities. This should be considered when assessing demand for AGPs in the future, as not only will they be needed for peak match play times and midweek training to accommodate increased participation within the formalised hockey environment, but also throughout the week and at non-peak times to offer wider opportunities for play.

### *Club aspirations*

Clubs report varying levels of demand that it hopes to create by attracting new members to each club. Bradford HC plans to establish new senior men's and women's teams, as well as, a new junior girls' team. These teams will all be based at Bradford Girls Grammar School for match and training demand. The Club hopes to strengthen links with the University of Bradford to increase senior participation whilst forging and improving relationships with local secondary schools to enhance the junior section.

Similarly, Airedale HC aspires to create one senior men's, two senior women's, two junior boys' and two junior girls' teams. However, in order to fully realise this level of increase, there will be a need for the Club to work more closely with England Hockey. The Club also hopes that encouraging school links, along with Back to Hockey and taster sessions will continue to see participation increase. Once the pitch at Beckfoot Oakbank School is established senior teams will be based from the site, whilst junior teams will continue to utilise the AGP at Titus Salt School.

## BRADFORD PLAYING PITCH STRATEGY ASSESSMENT REPORT

---

Aspirational demand for Bingley Bees HC is more modest than other clubs, with a desire to create an additional senior women's team which could operate as an intermediary between junior teams and competitive senior hockey. The Club feels that this would provide increased playing opportunities, whilst also improving junior retention. However, its immediate priority is to secure a home ground venue to enable it to growth.

As identified earlier, Ben Rhydding HC aspires to increase membership by 75% by 2021 with particular focus on increasing junior participation.

### ***Back to Hockey***

Back to hockey sessions are fun, social and informal hockey sessions, which are specifically aimed at people who have either never played hockey before or have not played for a number of years. Coaches at each session will provide guidance to all participants, with an emphasis on making sessions fun and friendly.

Hosting or running sessions can be a useful way for clubs to increase membership, with a number of clubs seeing an increase in regular participants at club training sessions. Providing the sessions can also help to promote clubs to the wider community, with a potential influx of new members and interest.

Airedale HC hosts Back to Hockey mixed gender sessions and Ben Rhydding HC hosts both men's and women's sessions. Further to this, Bingley Bees and Bradford hockey clubs both host summer Back to Hockey sessions.

## BRADFORD PLAYING PITCH STRATEGY ASSESSMENT REPORT

### Availability and usage

Sport England's Facilities Planning Model (FPM) applies an overall peak period for AGPs of 34 hours per week (Monday to Thursday 17:00-21:00; Friday 17:00-19:00; Saturday and Sunday 09:00-17:00). Using this calculation, of the available full size AGPs servicing Bradford demand have full availability within the peak period, both located at Ben Rhydding Sports Club, with those located at Bradford Girls Grammar (31.5 hours), Carlton Bolling School (32 hours) and Titus Salt School (29 hours) not available for the full number of hours within the peak period.

The table below shows the availability of all full-size hockey suitable AGP provision and a summary of use at each.

Table 6.8: Usage of hockey suitable AGPs (available for community use)

Site ID	Site	Analysis area	Number of AGPs	Floodlit?	Community use hours in the peak period (per AGP)	Clubs/groups using the pitch (teams)	Midweek/training capacity	Match capacity	Comments
18	Ben Rhydding Sports Club	Keighley Area	2	Yes	Weekdays: 18 hours Weekends: 16 hours Total: 34 hours	Ben Rhydding HC (19) Bingley Bees HC	All Club training demand is accommodated on site with both pitches being utilised. Each pitch is also subject to some midweek training demand by local football teams. Currently accommodating Bingley Bees HC adult team.	All senior match demand for Ben Rhydding HC is accommodated on site, with no issues regarding access reported. Junior match demand takes place at central venue festivals, with training onsite during fallow weeks. Currently accommodating Bingley Bees HC adult team.	Club demand is being adequately accommodated on the two pitches, with the Club adequately accessing provision for both match and training demand. Continuing to make the pitches available for community use, particularly by local football teams, will help ensure sinking funds are in place for future refurbishment.
32	Bradford Girls Grammar	Bradford West	1	Yes	Weekdays: 15.5 hours Weekends: 16 hours Total: 31.5 hours	Bradford HC (11) University of Bradford HC (2)	All Bradford HC training demand is accommodated on site. University of Bradford HC also use on Wednesday for matches. The pitch is also accessed by local football teams for midweek training.	All senior match demand for Bradford HC is accommodated on site, with no issues regarding access reported. Junior match demand takes place at central venue festivals, with training onsite during fallow weeks.	The pitch requires refurbishment, with Bradford HC considering relocating to an alternative site should the pitch quality continue to decline. Bradford HC would also seek for a clubhouse facility to be built on site as this would support the Club's growth.
45	Carlton Bolling College	Bradford East	1	Yes	Weekdays: 18 hours Weekends: 14 hours Total: 32 hours	-	No hockey demand utilises this pitch for midweek training.	No hockey clubs utilise this pitch for competitive match demand.	Despite being available for 31 hours a week, the pitch is not accessed for any hockey demand.
204	Titus Salt School	Shipley Area	1	Yes	Weekdays: 13 hours Weekends: 16 hours Total: 29 hours	Airedale HC (10)	All club training demand is accommodated. The pitch is also available for community lets, meaning that occasional use by local football teams for training demand does limit the Club's ambitions to increase use at this time.	All senior match demand for Airedale HC is accommodated on site, with no issues regarding access reported. Junior match demand takes place at central venue festivals, with training onsite during fallow weeks.	Club demand is currently being satisfied at the site, however, there are ambitions for the Club to utilise a second site, allowing senior and junior sections to have separate venues for both matches and training demand. The Club also aspires to have a clubhouse facility at one of its venues which could then be used to generate additional income.

# BRADFORD PLAYING PITCH STRATEGY ASSESSMENT REPORT

---

## ***Peak time demand***

Most men's and women's hockey teams currently play matches on a Saturday; therefore, this is considered to be the peak time for use of AGPs for competitive play. The only teams that do not play at peak time are University of Bradford HC teams and junior teams.

## **6.4: Supply and demand analysis**

All four of the currently used AGPs in Bradford are considered to have minimal capacity for additional use at weekends. Further to this, Bingley Bees HC is currently utilising spare capacity at Ben Rhydding Sports Club to accommodate its displaced adult teams. Titus Salt School also only has minimal capacity for additional match play on Saturdays given the current requirement of Airedale HC.

Although Carlton Bolling College AGP is available for community use and provides significant spare capacity to accommodate hockey demand, due to its location in Bradford East Analysis Area and its poor quality, the probability of clubs travelling to utilise the site for match demand is low.

For junior hockey, there is less need for access to pitches at weekends as all junior teams participate in local festivals. Requirement at weekends from these teams is on Sundays when there is not a festival, at which time training sessions take place. However, it is also noted that juniors at Bingley Bees HC are not currently able to train regularly due to lack of available capacity which is already starting to impact on participation.

## ***Conclusions***

The current supply of available hockey suitable AGPs is considered insufficient to accommodate the current and future level of hockey demand at peak time (Saturday) and midweek (for training) in Bradford District.

Should club aspirations for future demand be realised then Airedale HC will struggle to accommodate all senior teams at Titus Salt School on Saturdays; meaning that either a second venue would be required, or a senior team would have to compete on Sundays. If the Club relocates back to Beckfoot Oakbank School (when it is re-provided), or to the new AGP at Holy Family Catholic School; whilst retaining some use at its current venue, then there would be sufficient capacity to accommodate demand in the local area.

If security of tenure (even in the short term) could be agreed for Bingley Bees HC to return to Bradford Grammar School its current demand could adequately be accommodated (including use on Sundays for juniors). Alternatively, dependent upon which AGP Airedale HC relocates to, the other available pitch could be utilised by Bingley Bees HC albeit the potential timeframe for this could significantly impact upon its current participation levels.

Further to the above, there is also a priority need to address the quality of a number of AGP surfaces in Bradford to ensure their continued use to accommodate hockey. Three pitches are identified as poor quality (Bradford Grammar School, Carlton Bolling College and Titus Salt School) and the AGP at Bradford Girls Grammar although assessed as standard quality, is 14 years old and will require replacement in the next 18 months. Given current usage, the priority is likely to be to improve Titus Salt School and Bradford Girls Grammar and if community use is to be re-established at Bradford Grammar School, then this is also likely to require short term improvement.

## BRADFORD PLAYING PITCH STRATEGY ASSESSMENT REPORT

---

Access to appropriate ancillary provision is also a consistent concern for clubs in Bradford, with both Airedale HC and Bradford HC reporting aspirations to acquire clubhouse facilities on respective home venues.

### Hockey summary

- ◀ **The current supply of available hockey suitable AGPs is considered insufficient to accommodate the current and future level of hockey demand at peak time (Saturday) and midweek (for training) in Bradford District.**
- ◀ **Dependent upon which AGP Airedale HC relocates to (Beckfoot Oakbank School when it is re-provided, or to the new AGP at Holy Family Catholic School), the other available pitch could be utilised by Bingley Bees HC albeit the potential timeframe for this could significantly impact upon its current participation levels.**
- ◀ **There is also a priority need to address the quality of a number of AGP surfaces in Bradford to ensure their continued use to accommodate hockey.**
- ◀ There are currently six full size hockey suitable AGPs in Bradford, all of which, are floodlit. However, only five are available for community use, with Bradford Grammar School recently (September 2018) withdrawing community use which has displaced Bingley Bees HC.
- ◀ Additionally, there are five smaller size hockey suitable AGPs.
- ◀ Proposals for new pitches include a full-size hockey AGP at Holy Family Catholic School and a replacement AGP at Beckfoot Oakbank School for the one recently decommissioned.
- ◀ Although available for community use, Carlton Bolling College AGP is unused for hockey. This is thought to be due to its poor quality and distance from clubs making it unattractive to use.
- ◀ Three full size hockey suitable AGPs are rated as poor quality, two as good and one as standard quality.
- ◀ Despite being within recommended lifespans the pitches at Titus Salt School (Shipley Area) and Bradford Grammar School (Bradford West) are both of poor quality.
- ◀ The pitch at Bradford Girls Grammar although assessed as standard quality is 14 years old and will require replacement in the next 18 months.
- ◀ Access to appropriate ancillary provision is also a consistent concern for clubs in Bradford, with both Airedale HC and Bradford HC reporting aspirations to acquire clubhouse facilities on respective home venues.
- ◀ Clubs located at education sites are not considered to have security of tenure, as no long term community use agreements are in place. This means that only Ben Rhydding HC is considered to have security of tenure.
- ◀ There are four community hockey clubs, providing 45 teams, servicing demand from Bradford.
- ◀ The University of Bradford also supplies two senior teams that play matches and train at Bradford Girls' Grammar. These teams are for the University's student population only and are therefore not considered community teams.
- ◀ Three of the four community hockey clubs report aspirations to grow the number of teams representing respective clubs.
- ◀ It is noted that juniors at Bingley Bees HC are not currently able to train regularly due to lack of available capacity which is already starting to impact on participation.
- ◀ All four of the currently used AGPs in Bradford are considered to have minimal capacity for additional use at weekends. Further to this, Bingley Bees HC is currently utilising spare capacity at Ben Rhydding Sports Club to accommodate its displaced adult teams.

# BRADFORD PLAYING PITCH STRATEGY ASSESSMENT REPORT

## PART 7: THIRD GENERATION ARTIFICIAL GRASS PITCHES (3G PITCHES)

### 7.1: Introduction

There are several surface types that fall into the category of artificial grass pitch (AGP). The three main groups are rubber crumb (also known as third generation turf or 3G), sand based (filled or dressed) and water based.

*Table 7.1: AGP type and sport suitability*

Surface	Category	Comments
Rubber crumb	Long Pile 3G (60mm with shock pad)	Rugby surface – must comply with World Rugby type 22 and/or RFL Community Standard, requires a minimum of 60mm pile.
Rubber crumb	Medium Pile 3G (55-60mm)	Preferred football surface. Suitable for non-contact rugby union/league practice or play.
Rubber crumb	Short Pile 3G (40mm)	Acceptable surface for some competitive football.
Sand	Sand Filled	Competitive hockey and football training.
Sand	Sand Dressed	Preferred hockey surface and suitable for football training.
Water	Water based	Preferred hockey surface and suitable for football training if irrigated.

England Hockey's Artificial Grass Playing Surface Policy (June 2016) advises that 3G pitches should not be used for hockey matches or training and that they can only be used for lower level hockey (introductory level) when no sand-based or water-based AGPs are available.

Competitive football can take place on 3G surfaces that have been FA or FIFA certified and a growing number of 3G pitches are now used for competitive match play at mini soccer and youth level. The recommended FA dimensions for a full size 3G pitch are 100x64 metres with additional run off areas of three metres required on each side. Minimum playing area dimensions to meet performance standard criteria for competitive football are 90x45 metres (or 100x64 metres for FIFA sanctioned international matches), with additional run off areas of three metres required on each side. FIFA 3G pitch certification is required to host competitive adult match play at Step 3 and below, whilst for teams playing at Steps 1 or 2 pitches are required to have FIFA Pro standard certification, further information on which is included later in the section. Football training can take place on sand and water based surfaces but is not the preferred option.

World Rugby (WR) produced the 'Performance Specification for Artificial Grass Pitches for Rugby', more commonly known as 'Regulation 22' that provides the necessary technical detail to produce pitch systems that are appropriate for rugby. The artificial surface standards identified in Regulation 22 allows matches to be played on surfaces that meet the standard. Full contact activity, including tackling, rucking, mauling and lineouts can take place. All full size World Rugby compliant 3G pitches feature on the RFU register, including expiry dates of certification<sup>24</sup>. Upon registration, World Rugby compliancy is valid for two years before renewal and retesting is required.

<sup>24</sup><http://www.englandrugby.com/governance/club-support/facilities-kit-and-equipment/artificial-surfaces/artificial-grass-pitches>



# BRADFORD PLAYING PITCH STRATEGY ASSESSMENT REPORT

---

Competitive rugby league play and contact practice is permitted to take place on 3G pitches which are deemed by the RFL to meet its Performance Standard for Synthetic Turf Pitches. Pitches fall under two categories; community club pitches which require retesting every two years and elite stadia pitches which require an annual retest. Much of the criteria within the RFL performance standard test also forms part of the World Rugby test, consequently World Rugby certified 3G pitches are considered by the RFL to be able to meet rugby league requirements and are deemed suitable for rugby league use subject to passing an additional exclusive RFL performance standard test.

Many test contractors are able to offer reduced rates through efficiency savings to carry out multiple performance tests in the same session, therefore providers seeking 3G pitch compliancy for a number of sports would be recommended to consider this opportunity.

## 7.2: Supply

Within this PPS, full size 3G pitches are defined as those which meet FA minimum dimension criteria for adult football (90x45 metres). It should be noted that within other external documentation the FA typically refers to 3G pitches as 3G Football Turf Pitches (FTPs).

There are 15 full size 3G pitches in Bradford District, all of which, have floodlighting; 14 full size 3G pitches are available for community use (to some extent), with the pitch at Appleton Academy the only pitch unavailable for community use. There are a further 15 small size 3G pitches, all but three, are located at primary school sites and available for community use. However, community use of some small size pitches is limited as they primarily function as commercial football centres.

The spread of full size 3G pitch provision in Bradford District is not evenly distributed across analysis areas with Bradford East having two pitches and Shipley having only one. The other three areas have at least four full size 3G pitches each.

Ten of the full size pitches are currently certified for competitive football use and listed on the FA 3G Football Turf Pitch Register, representing 66% of full size 3G pitch supply. Furthermore, there are three small size 3G pitch which features on the FA Register and can thus be used for competitive matches.

One full size 3G pitch presently features on the RFU Register<sup>25</sup> of World Rugby compliant 3G pitches, located at Keighley RFC (Keighley Area). The pitch is due for renewal of certification in October next year (2019). It was installed as part of the Rugby365 RugbyTurf programme. Local partner clubs are also able to access the pitch at a reduced cost, yet no other rugby union clubs report consistent use of the pitch.

There is also a WR compliant 3G pitch located at Woodhouse Grove School (Leeds) which is accessed by a Bradford based rugby union club (Old Grovians RUFC) for training demand. This pitch is available for community use throughout the week but is unavailable for community use at weekends as it is required to accommodate school demand. Certification for the pitch expires in November this year (2018) and will require re-testing to remain WR compliant.

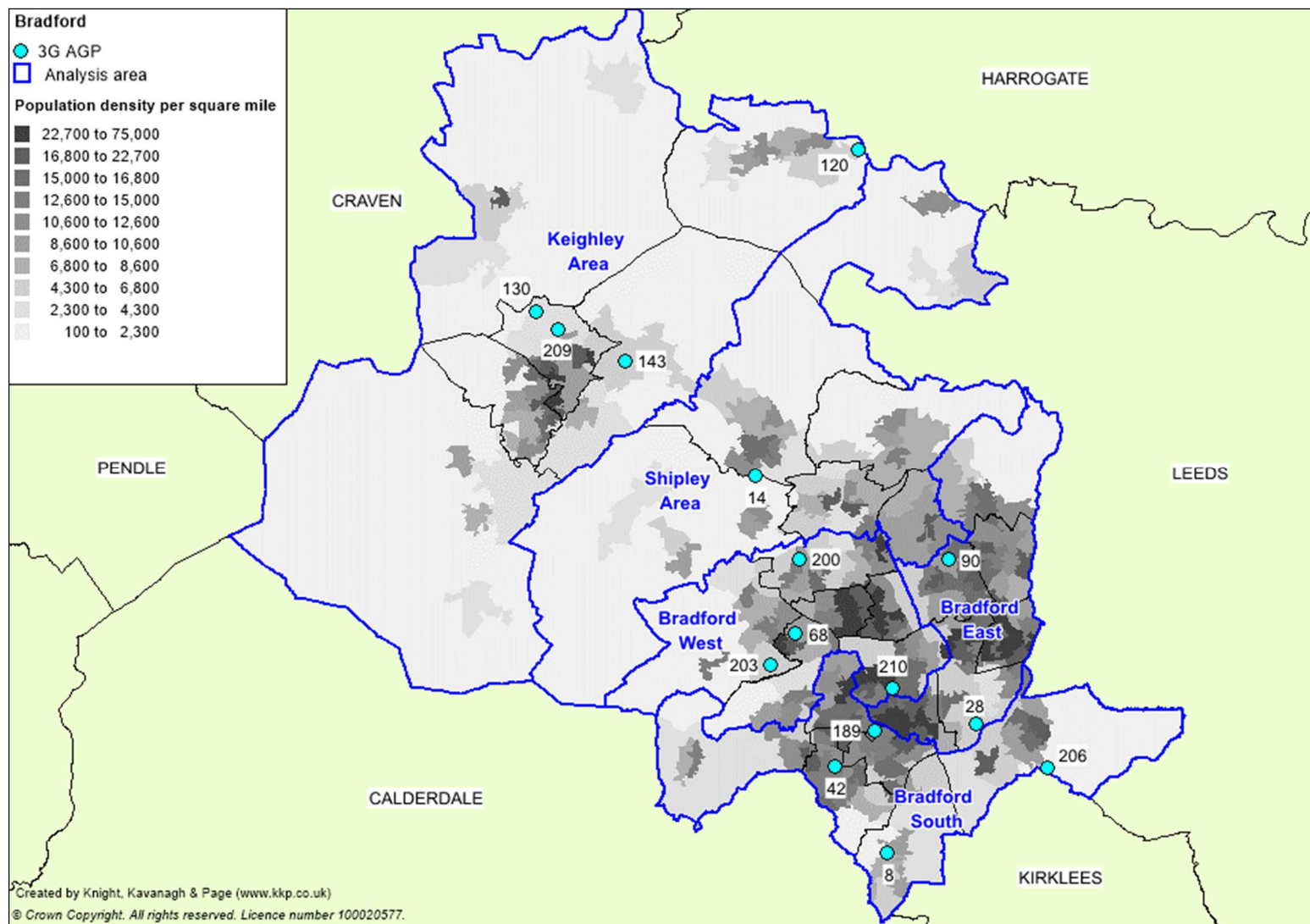
---

<sup>25</sup><http://www.englandrugby.com/governance/club-support/facilities-kit-and-equipment/artificial-surfaces/artificial-grass-pitches>



# BRADFORD PLAYING PITCH STRATEGY ASSESSMENT REPORT

Figure 7.1: Map showing 3G pitches in Bradford District



## BRADFORD PLAYING PITCH STRATEGY ASSESSMENT REPORT

Table 7.2: Full size 3G pitches in Bradford District

Site ID	Site name	Ownership/management	Analysis area	Number of pitches	Floodlit?	Surface type	Dimensions <sup>26</sup> (metres)	Certification	Certification renewal date (where known)
8	Appleton Academy	Academy	Bradford South	1	Yes	Medium Pile 3G	101x63	None	-
14	Beckfoot and Hazelbeck School	School	Shipley Area	1	Yes	Medium Pile 3G	100x60	FA	31/08/2020
28	Bradford Academy	Academy	Bradford East	1	Yes	Medium Pile 3G	100x60	FA	02/11/2018 Temporary inclusion until defects addressed
42	Buttershaw Business & Enterprise College	School	Bradford South	1	Yes	Medium Pile 3G	102x62	FA	31/08/2017 **expired
68	Dixons Allerton Academy	Academy	Bradford West	1	Yes	Medium Pile 3G	100x60	None	-
90	Goals Soccer Centre	Commercial	Bradford East	1	Yes	Medium Pile 3G	90x60	None	-
120	Ilkley Grammar School (Ben Rhydding)	School/Sports Club	Keighley Area	1	Yes	Medium Pile 3G	100x63	FA	31/10/2020
130	Keighley RFC	NGB/Sports Club	Keighley Area	1	Yes	Long Pile 3G	125x75	WR (RFU)	17/10/19
143	Marley Sports Centre	Local Authority	Keighley Area	1	Yes	Short Pile 3G	100x70	FA	28/02/2021
200	The Zara Sports Centre (Belle Vue Girls Field)	School	Bradford West	1	Yes	Medium Pile 3G	95x58	FA	19/08/2021

<sup>26</sup> Excluding run off areas. FA/FIFA Performance Standard Testing Criteria requires 3m run off areas in each direction. Some pitches of or close to minimum dimensions though compliant may not be considered to be of sufficient size to accommodate adult football matches.

## BRADFORD PLAYING PITCH STRATEGY ASSESSMENT REPORT

Site ID	Site name	Ownership/management	Analysis area	Number of pitches	Floodlit?	Surface type	Dimensions <sup>26</sup> (metres)	Certification	Certification renewal date (where known)
203	Thornton Recreation Centre/ Thornton Grammar	Local Authority	Bradford West	1	Yes	Medium Pile 3G	110x60	FA	31/01/2021
189	Southfield Vocational Centre/ Grange Technology College	School	Bradford South	1	Yes	Medium Pile 3G	97x60	FIFA FA	12/03/2021
206	Tong Sports Centre/Tong High School	Local Authority	Bradford South	1	Yes	Medium Pile 3G	100x63	None	-
209	University Academy Keighley	Academy	Keighley Area	1	Yes	Medium Pile 3G	100x60	FA	30/06/2020
210	University of Bradford	University	Bradford West	1	Yes	Medium Pile 3G	101x63	FIFA FA	11/09/2020

# BRADFORD PLAYING PITCH STRATEGY ASSESSMENT REPORT

## *Future plans for provision*

Though full size 3G pitches are considered those which meet FA minimum pitch dimensions, it is recommended that any new 3G pitches built in future should meet FA recommended pitch dimensions so to ensure suitability for all formats of football and maximise opportunities for use.

*Table 7.3: FA recommended 3G pitch sizes*

Age group	Playing format	Recommended pitch dimensions (metres excluding run offs)	Recommended pitch dimensions (metres including run offs)
Mini-Soccer U7/U8	5v5	37x27	43x33
Mini-Soccer U9/U10	7v7	55x37	61x43
Youth U11/U12	9v9	73x46	79x52
Youth U13/U14	11v11	82x50	88x56
Youth U15/U16	11v11	91x55	97x61
Youth U17/U18	11v11	100x64	106x70
Over 18/Adult	11v11	100x64	106x70

## *Full size pitches*

A new full size 3G pitch at Wyke Community Sports Village is being considered, with the scheme currently being worked through and is potential for FF investment.

Immanuel College has recently re-opened discussions about developing a full size 3G pitch on site; which it received planning permission for a few years ago. However, at present this potential development has not progressed to a formal planning application being submitted.

Further to this, Myra Shay is also being considered as a potential site for a new 3G pitch, however, this would need to be reviewed in line with the potential Parklife hub site at Woodhall in Leeds given its proximity to the site.

## *Small size pitches*

At the time of writing the Bradford Local Football Facility Plan is due to be completed in September 2018; and as such will need to reflect, and be reflected in the Playing Pitch Strategy documents. For example, the Local Football Facility Plan is recommending the creation of a new small size 3G pitch at BEAP Community Partnership in place of a current disused multi-use games area.

It is also recommended that two small size sand based pitches are converted to 3G to provide a wider benefit to the community. These pitches are located at The Himmat Project (Manningham), however, this needs to be reviewed in line with One in a Million and BEAP proposals to understand justification/demand.

## **Conversion to 3G surfaces**

Since the introduction of 3G pitches and given their popularity for football, providers have seen this as a way to replace a worn sand or water based carpet and generate increased revenue from hiring out a 3G pitch to football and rugby clubs and commercial football providers. This has often come at the expense of hockey, with players now travelling further distances to gain access to a suitable pitch and many teams consequently displaced from their preferred local authority.

## BRADFORD PLAYING PITCH STRATEGY ASSESSMENT REPORT

Due to its impact on hockey, it is appropriate to ensure that sufficient sand based AGPs are retained for the playing development of hockey. To that end, a change of surface will require a planning application and the applicants will need to show that there is sufficient provision available for hockey in the locality. Advice from Sport England and England Hockey should also be sought prior to any planning application being submitted.

It should also be noted that, if a surface is changed, it could require the existing floodlighting to be changed and in some instances noise attenuation measures may need to be put in place.

A 3G surface is limited in the range of sport that can be played or taught on it. Providers proposing a conversion should take advice from the appropriate sports' governing bodies or refer to Sport England guidance: <https://www.sportengland.org/facilities-planning/tools-guidance/design-and-cost-guidance/artificial-sports-surfaces/>

There are a number of small size sand based AGPs in Bradford District which are viewed as less preferable for external partner investment in their current form because they do not meet minimum dimensions for hockey, football, or rugby (both codes). There is one sand based AGPs with floodlighting which is approximately 84 metres long and as such does not meet minimum dimensions for competition for any of the four aforementioned sports.

*Table 7.4: Summary of small size sand based AGPs*

Site ID	Site	Analysis area	Floodlit?	Surface	Year built (refurbished)	Dimensions (metres)
69	Dixons City Academy	Bradford East	Yes	Sand Dressed	2003	84 x 57
168	Parkside School	ShIPLEY Area	Yes	Sand Dressed	2000	44x22
884	Manningham Sports Centre	Bradford West	Yes	Sand Dressed	2005	50x28
890	Denholme Primary School	ShIPLEY Area	No	Sand Dressed	2006	30x15
898	Byron Primary School	Bradford East	Yes	Sand Dressed	2005	39x19

All five pitches are in excess of the recommended 10 year surface lifespan and are therefore considered in need of resurfacing, subject to relative rate of deterioration and quality for performance. However, these pitches could be extended where feasible to supplement resurfacing, potentially as a conversion from sand based surfaces to 3G providing there is no impact on current or future hockey requirements.

Potential impact on hockey at present would be limited as most pitches are unused for training given hockey teams prefer to train at the same venue as they play matches, with none of these six pitches deemed suitable for matches due to their size. Extension and conversion of the five pitches would have no identified impact on hockey in the District, though four are located at schools which may wish to retain sand based surfaces which are generally considered to offer greater flexibility in being able to cater for a wider variety of curriculum activities.

# BRADFORD PLAYING PITCH STRATEGY ASSESSMENT REPORT

## ***Future demand***

Population increases anticipated within Bradford District are expected to generate additional demand for sports facilities, particularly 3G pitches which are used by a number of different sports for both matches and training. The PPS findings should be used to guide the development of any new sporting provision which may include the creation of additional pitches, new ancillary facilities or new sites to best accommodate both the newly generated demand and current requirements.

Increases in population as a result of proposed housing growth and the subsequent equivalent demand generated for playing pitch provision are explored through scenario testing in the Stage D Strategy & Action Plan document.

The subsequent increased population will create a need for further infrastructure developments which may include additional or extended school provision. It is key to note that capacity a new 3G pitch creates is not considered double that of a grass pitch. This is the case for sports provision set out in BB103 Guidelines for Mainstream Schools which exclusively applies to school sites.

Future strategic planning should consider key areas in which 3G pitches can best meet demand for a number of sports where possible and appropriate and should in turn consider the optimal surface type for any potential new development in conjunction with NGBs as part of a joined up approach.

## **7.3: Quality**

Most of the full size 3G pitches (nine of the 15) are rated as good quality. Five of the remaining six are rated as standard, whilst one is rated as poor, at Goals Soccer Centre (Bradford East).

The carpet of a 3G pitch is considered to have a surface life of approximately 10 years with assumed maintenance of the required standard, though its lifespan can be prolonged in some cases where maintenance is of particularly high quality and rigor.

Two pitches presently exceed the recommended surface lifespan and are considered either poor or standard quality as a result (Marley Sports Centre and Goals Soccer Centre). Marley Sports Centre in particular requires an imminent resurface given its age (14 years old).

There are also two pitches, one each at Tong Sports Centre and Buttershaw Business & Enterprise College which are nearing the lifespan threshold; both of standard quality. Performance and rate of deterioration should be monitored over in the short term onwards and consideration should be given to resurfacing of all pitches when required.

*Table 7.5: Summary of quality (full size 3G pitches)*

Site ID	Site name	No. of pitches	Surface type	Year built (refurbished)	Quality
8	Appleton Academy	1	Medium Pile 3G	2011	Standard
14	Beckfoot and Hazelbeck School	1	Medium Pile 3G	2012	Good
28	Bradford Academy	1	Medium Pile 3G	2014	Good
42	Buttershaw Business & Enterprise College	1	Medium Pile 3G	2009	Standard
68	Dixons Allerton Academy	1	Medium Pile 3G	2014	Good



## BRADFORD PLAYING PITCH STRATEGY ASSESSMENT REPORT

Site ID	Site name	No. of pitches	Surface type	Year built (refurbished)	Quality
90	Goals Soccer Centre	1	Medium Pile 3G	2006	Poor
120	Ilkley Grammar School (Ben Rhydding)	1	Medium Pile 3G	2018	Good
130	Keighley RFC	1	Long Pile 3G with shock pad	2017	Good
143	Marley Sports Centre	1	Short Pile 3G	2004	Standard
200	The Zara Sports Centre (Belle Vue Girls Field)	1	Medium Pile 3G	2015	Good
203	Thornton Recreation Centre/ Thornton Grammar	1	Medium Pile 3G	1999 (2011 <sup>27</sup> )	Standard
189	Southfield Vocational Centre/ Grange Technology College	1	Medium Pile 3G	2006 (2017)	Good
206	Tong Sports Centre/Tong High School	1	Medium Pile 3G	2008	Standard
209	University Academy Keighley	1	Medium Pile 3G	2011	Good
210	University of Bradford	1	Medium Pile 3G	2017	Good

In order for competitive matches to be played on 3G pitches, the pitch should be FA or FIFA tested and approved and added to the FA pitch register, which can be found at: <http://3g.thefa.me.uk/?countyfa=West%20Riding>

Pitches can also undergo FIFA testing to become a FIFA Quality pitch (previously FIFA One Star) or a FIFA Quality Pro pitch (previously FIFA Two Star), with pitches commonly constructed, installed and tested in situ to achieve either accreditation. This comes after FIFA announced changes to 3G performance in October 2015 following consultation with member associations and licenced laboratories. The changes are part of FIFA's continued ambition to drive up performance standard in the industry and the implications are that all 3G pitches built through the FA framework will be constructed to meet the new performance criteria.

The changes from FIFA One Star to FIFA Quality will have minimal impact on the current hours of use guidelines, which suggest that One Star pitches place more emphasis on the product's ability to sustain acceptable performance and can typically be used for 60-85 hours per week with a lifespan of 20,000 cycles. In contrast, pitches built to FIFA Quality Pro performance standards are unlikely to provide the hours of use that some FIFA Two Star products have guaranteed in the past (previously 30-40 hours per week with a lifespan of 5,000 cycles). Typically, a FIFA Quality Pro pitch will be able to accommodate only 20-30 hours per week with appropriate maintenance due to strict performance measurements.

Clubs playing in the football pyramid on 3G pitches meeting FIFA One Star or Two Star guidelines will still be required to certify their pitches annually, however, if any pitch replacement takes place the Club will need to meet the new FIFA performance criteria of FIFA Quality or Quality Pro. To stay on the FA register, pitches below the national league pyramid require FA testing every three years.

<sup>27</sup> 2011 was the year that the pitch at Thornton Recreation Centre/Thornton Grammar was converted from a sand based AGP to a 3G surface.

## BRADFORD PLAYING PITCH STRATEGY ASSESSMENT REPORT

### Availability and usage

The following table summarises the availability of full size AGPs for community use in Bradford District. In addition, it records the availability of provision within the peak period. Sport England's Facilities Planning Model (FPM) applies an overall peak period for AGPs of 34 hours a week (Monday to Thursday 17:00-21:00; Friday 17:00-19:00; Saturday and Sunday 09:00-17:00).

Table 7.6: Summary of 3G availability and usage (during the peak period)

Site ID	Site name	Surface type	Floodlit?	Quality <sup>28</sup>	Total number of hours available for community use during peak period	Football usage	Rugby league usage	Rugby union usage	Other sports club usage	Spare capacity <sup>29</sup> (peak time)
14	Beckfoot and Hazelbeck School	Medium Pile 3G	Yes	Good	Weekdays: 18 hours Weekends: 10 hours Total: 28 hours	47%	-	-	2%	51%
28	Bradford Academy	Medium Pile 3G	Yes	Good	Weekdays: 18 hours Weekends: 16 hours Total: 34 hours	45%	-	-	5%	50%
42	Buttershaw Business & Enterprise College	Medium Pile 3G	Yes	Standard	Weekdays: 18 hours Weekends: 16 hours Total: 34 hours	47%	-	-	-	53%
68	Dixons Allerton Academy	Medium Pile 3G	Yes	Good	Weekdays: 18 hours Weekends: 16 hours Total: 34 hours	38%	-	-	17%	45%
90	Goals Soccer Centre	Medium Pile 3G	Yes	Poor	Weekdays: 18 hours Weekends: 16 hours Total: 34 hours	92%	-	-	-	8%
120	Ilkley Grammar School (Ben Rhydding)	Medium Pile 3G	Yes	Good	Weekdays: 18 hours Weekends: 16 hours Total: 34 hours	85%	-	-	-	15%

<sup>28</sup> Quality is assessed via a combination of non-technical assessments carried out by KKP but also take account of user views and opinions.

<sup>29</sup> Usage of pitches was calculated from club consultation, detailing times and location of training/match demand takes place.

## BRADFORD PLAYING PITCH STRATEGY ASSESSMENT REPORT

Site ID	Site name	Surface type	Floodlit?	Quality <sup>28</sup>	Total number of hours available for community use during peak period	Football usage	Rugby league usage	Rugby union usage	Other sports club usage	Spare capacity <sup>29</sup> (peak time)
130	Keighley RFC	Long Pile 3G with shock pad	Yes	Good	Weekdays: 18 hours Weekends: 16 hours Total: 34 hours	-	-	68%	-	32%
143	Marley Sports Centre	Short Pile 3G	Yes	Standard	Weekdays: 18 hours Weekends: 16 hours Total: 34 hours	49%	-	-	-	51%
200	The Zara Sports Centre (Belle Vue Girls Field)	Medium Pile 3G	Yes	Good	Weekdays: 18 hours Weekends: 13 hours Total: 31 hours	100%	-	-	-	-
203	Thornton Recreation Centre/ Thornton Grammar	Medium Pile 3G	Yes	Standard	Weekdays: 18 hours Weekends: 16 hours Total: 34 hours	68%	12%	-	-	20%
189	Southfield Vocational Centre/ Grange Technology College	Medium Pile 3G	Yes	Good	Weekdays: 18 hours Weekends: 16 hours Total: 34 hours	81%	10%	-	-	9%
206	Tong Sports Centre/Tong High School	Medium Pile 3G	Yes	Standard	Weekdays: 13 hours Weekends: 16 hours Total: 29 hours	<i>Unknown</i>				
209	University Academy Keighley	Medium Pile 3G	Yes	Good	Weekdays: 18 hours Weekends: 16 hours Total: 34 hours	<i>Unknown</i>				
210	University of Bradford	Medium Pile 3G	Yes	Good	Weekdays: 18 hours Weekends: 16 hours Total: 34 hours	60%	6%	12%	16%	6%

# BRADFORD DISTRICT PLAYING PITCH STRATEGY ASSESSMENT REPORT

---

11 of the 14 full size 3G pitches are available throughout the peak period for community use, representing 79% of the supply. One pitch, at Dixons Allerton Academy is unavailable for community use at weekends, significantly reducing the amount of community use; whilst Zara Sports Centre is unavailable on Saturday mornings.

Three pitches are known to have limited spare capacity available during the peak period (less than 10%). Two of these operate at education sites, thus accommodating extra-curricular activity in addition to community lets.

The pitch at University of Bradford has 6% spare capacity and is used to accommodate much of the training demand from university sports clubs as well as from external lets. It is reported that all of the external lets for the pitch are from local football clubs, with the University's rugby union and rugby league clubs accessing the provision for midweek training. It should be noted that neither club, from either rugby code, undertake contact sessions on the pitch.

## **Local demand**

### *Football*

There are 103 teams which play competitive club football on 3G pitches in Bradford District, representing 17% of teams playing matches. Many teams play on 3G pitches as part of the Craven Aire & Wharfe Junior League; the West Riding County FA Veterans League; and Huddersfield Macron Junior League.

All FA/FIFA certified pitches are used for match play in some capacity with the exception of Tong Sports Centre. Goals Soccer Centre is also reported to be used for some match play, which should be prohibited given that the pitch is not certified.

Access to affordable floodlit training facilities is a key issue for most clubs in Bradford, particularly those with a large number of youth and mini teams. Access to affordable 3G provision is also a priority for the FA as many multi team junior clubs have various teams training across various venues in Bradford District and neighbouring authorities. Many pitches both full size and small size operate commercial small sided football leagues which limit availability for club training.

The majority of clubs responding to the online survey report demand for additional training facilities. Of those, 65% state demand for additional training facilities, 25 specifically state a need for increased use of 3G pitches. Not only is it difficult for teams to access sufficient capacity but those at some large clubs are spread across a number of venues where they can manage to find available timeslots including on small size 3G pitches. Teams are accessing small size provision at Goals Soccer Centre for training, whilst sand based pitches are also being utilised by clubs as a more cost-effective alternative, despite the surfaces being less preferable.

# BRADFORD DISTRICT PLAYING PITCH STRATEGY ASSESSMENT REPORT

---

## *Rugby union*

Present use of 3G pitches for rugby union mainly extends to Keighley RUFC with the Club utilising the World Rugby compliant 3G pitch at its home venue for both match and training demand. The full size 3G pitch features on the RFU register<sup>30</sup> of World Rugby compliant 3G pitches, with certification requiring renewal in October next year (2019). The pitch was installed as part of the Rugby365 RugbyTurf programme. Local partner clubs are also able to access the pitch at a reduced cost, yet no other rugby union clubs report consistent use of the pitch.

Old Grovians RUFC also access 3G provision for training demand but displaces this demand to Woodhouse Grove School (Leeds), the Club's associated school. University of Bradford RUFC teams also train on 3G provision but as the pitch is not WR compliant the content of these sessions is limited.

## *Rugby league*

Rugby league in Bradford is mainly played on grass pitches, with 3G pitches used to accommodate training demand, particularly throughout the winter pre-season period and into the early stages of the season through February, March and April until daylight hours mean a lesser need for requirement to floodlit provision. As none of the 3G pitches in Bradford District are currently RFL Community Standard certified sessions taking place 3G pitches are prohibited from incorporating contact.

Bradford Bulls Community Foundation did report that it hosts training sessions for both schools and clubs on 3G pitches, without restriction placed on the content of these sessions. However, neither specific sites nor timeslots were provided.

University of Bradford RLFC also train on 3G provision but as the pitch is not RFL Community Standard certified the content of these sessions is limited.

## *Other sports*

Lacrosse is able to be played on both 3G and sand based AGP surfaces. At present, there are no community lacrosse clubs in the District and as such lacrosse use of 3G pitches is limited to the University of Bradford.

American football play and training is able to take place on either grass or 3G pitches. Bradford Bears American Football Team, representing the University of Bradford, presently use 3G provision at University of Bradford throughout the season for both match and training demand.

## ***Imported/exported demand***

Given the significant size of Bradford District, some facilities on the boundary of neighbouring authorities such as Leeds or Calderdale may be more accessible to some Bradford District teams and vice versa. In the same way as teams within Bradford District play on 3G pitches due to leagues being based at central venues, this dictates why demand is in some cases exported. For example, some teams may play on 3G pitches in other local authorities to access host central venues.

---

<sup>30</sup><http://www.englandrugby.com/governance/club-support/facilities-kit-and-equipment/artificial-surfaces/artificial-grass-pitches>

# BRADFORD DISTRICT PLAYING PITCH STRATEGY ASSESSMENT REPORT

---

## ***Key trends and changes in demand for pitches***

### *Football*

Demand from football for 3G pitches has increased in recent years due to demand from clubs for training but also due to a growing acceptance by local leagues of use for competitive matches, where play on 3G pitches is now included within the FA Standard Code of Rules. This considered, the general condition of local authority pitches and increasingly limited budget for regular and adequate maintenance may lead more teams to consider AGPs as a possible alternative should it be financially viable.

A number of leagues around the country now use 3G pitches as central venues where all play takes place. Mini soccer leagues especially are increasingly adopting this approach either for whole seasons or a number of months throughout the winter because they can continually offer a high quality playing experience, in many cases beyond that of grass pitches which are generally of comparatively poorer quality. It also allows leagues to continue to run throughout the winter, largely unaffected by poor weather which has disrupted the football season over recent years, causing it to run into summer and clash more often with summer sports. This trend is likely to increase in the future and more mini soccer, flexi and vets leagues could be played exclusively on 3G pitches.

### *Rugby union*

Given the inclement weather often experienced throughout the winter months of the rugby union season, more clubs are becoming increasingly receptive towards training on artificial pitches. Clubs traditionally train on match pitches where floodlights are in place or one pitch designated for all training in particular, unless there is a separate floodlight grass training area. It often results in deterioration in pitch quality coupled with decreasing maintenance budgets.

The recent RFU Investment Strategy for 3G pitches both at club and community based sites is indicative of the growing acceptance of 3G pitches amongst clubs nationally. Nationally clubs identify the use of 3G pitches for training as a method of protecting the match pitches and providing a high quality surface for full contact practice. Competitive play continues to take place on grass pitches for the most part, with ad hoc use of 3G pitches for fixtures in the case of unsuitable pitches due to waterlogging or frost.

### *Rugby league*

Since rugby league switched from the winter to summer season in March 2012, the majority of teams have moved towards playing in summer. The improved weather and longer daylight hours throughout the summer mean that clubs tend to train on grass pitches or areas in order to reduce additional costs of hiring facilities because they require less access to floodlighting. This often leads to overuse of match pitches by clubs which consistently train on them, especially those which have several teams and train twice a week.

Use of 3G pitches for rugby league typically extends to pre-season or early season training when weather is often still poor and floodlights are required. It is likely that nationally demand for 3G pitches for training will increase in future but that teams will continue to prefer grass training provision during most months of the season when weather is forgiving. Rugby league is still played throughout the winter in schools, colleges and universities where 3G pitches are used often for both training and matches where certified.



# BRADFORD DISTRICT PLAYING PITCH STRATEGY ASSESSMENT REPORT

## 7.4: Supply and demand analysis

### *FA training scenario*

The FA considers high quality third generation artificial grass pitches as an essential tool in promoting coach and player development. The FA can support intensive use and as such are great assets for both playing and training. Primarily such facilities have been installed for community use and training, however, are increasingly used for competition which The FA wholly supports.

The FA's long-term ambition is to provide every affiliated team in England the opportunity to train once per week on floodlit 3G surface, together with priority access for every Charter Standard Community Club through a partnership agreement. The FA standard is calculated by using the latest Sport England research "AGPs State of the Nation March 2012" assuming that 51% of AGP usage is by sports clubs when factoring in the number of training slots available per pitch at peak times. It is estimated that one full size AGP can service 38 teams.

It is considered that there are 618 teams which require access to train once per week on floodlit 3G surface in Bradford District. When applied on an analysis area level, this equates to the need for 16 full size 3G pitches to service this level of training demand.

At present, there are 13 full size 3G pitches which are considered to be available for community use to service training demand across Bradford District. One pitch is excluded from the total available, the 3G pitch at Keighley RFC, as it primarily accommodates rugby union training demand; whilst the pitch at Appleton Academy is unavailable for community use.

On this basis, there is a shortfall of three full size 3G pitches to meet training demand for football. The establishment of a new full size 3G pitch at Wyke Manor (Bradford South) would reduce the shortfall across Bradford District; although this would not necessarily address shortfalls in specific analysis areas (Bradford East and Shipley Area).

The table below considers the number of full size 3G pitches required if every team was to remain training within the analysis area in which they play. For this, please note that the 3G requirement is rounded down to the nearest whole number.

*Table 7.7: Current demand for 3G pitches in Bradford District for football training*

Analysis area	Current number of teams	Current requirement	Current number of available 3G pitches	Current shortfall	Future number of teams <sup>31</sup>	Future shortfall
Bradford East	131	3.44 – 3	2	1	132	1
Bradford South	114	3 - 3	3	-	115	-
Bradford West	83	2.18 – 2	4	-	84	-
Keighley Area	123	3.24 - 3	3	-	124	-
Shipley Area	167	4.39 – 4	1	3	169	3
<b>Total</b>	<b>618</b>	<b>16</b>	<b>13</b>	<b>3</b>	<b>624</b>	<b>3</b>

<sup>31</sup> Based on increased demand forecasted from team generation rates

# BRADFORD DISTRICT PLAYING PITCH STRATEGY ASSESSMENT REPORT

Please note that the current requirement considers Bradford District as whole rather than a sum of its analysis areas.

The model also assumes that all pitches are fully available for club use at peak time when in practice a number of pitches operate commercial small sided leagues which reduce capacity available. It also projects all football teams as training on full size 3G pitches when in practice a proportion of football training demand should be retained on sand based AGPs in order to maintain financial and commercial sustainability of these pitches.

There are also 12 smaller size pitches shown below that are available for community use and help to accommodate demand, for example, from mini teams and for training. However, not all of these serve this function and those at commercial sided football centres such as Goals Soccer Centre primarily cater for small sided football leagues.

*Table 7.8: Summary of small size 3G pitches in Bradford District*

Site ID	Site name	Floodlit?	Surface type	Quantity	Size (metres)
14	Beckfoot and Hazelbeck School	Yes	Medium Pile 3G	1	30x16
90	Goals Soccer Centre	Yes	Medium Pile 3G	10	31x22
189	Southfield Vocational Centre/ Grange Tecnology College	Yes	Medium Pile 3G	1	67x41

## 7.5: Conclusion

In conclusion, there is an insufficient supply of full size 3G pitches to meet current and anticipated future demand based on the FA training model for football in Bradford District. However, capacity at sites throughout the District could be used to accommodate increased levels of demand than at present. Furthermore, there is competition for access to 3G pitches from other sports for both training and match play, particularly rugby league and rugby union, which may exacerbate the forecasted requirement for five additional full size 3G pitches. Though Table 7.6 identifies spare capacity at some level on all pitches, in practice there is very little midweek capacity which is the peak time for use, with most capacity midweek present in 5-6pm timeslots which are undesirable as many club volunteers are commuting from work.

The presently identified shortfalls using the FA training model would be reduced through creation of a new full size 3G pitch at Wyke Manor. However, despite the establishment of this pitch reducing the shortfall District wide, it will not address the shortfalls displayed in the Bradford East or Shipley analysis areas.

There are also five small size sand based AGPs which are not of suitable size for use for adult/senior hockey, football or rugby matches. All are considered to require surface replacement in the short term and consequently there may be potential to at the same time extend these pitches as part of a conversion to 3G to help meet these shortfalls, on the condition there is no anticipated detriment to hockey in the District.

# BRADFORD DISTRICT PLAYING PITCH STRATEGY ASSESSMENT REPORT

## 3G pitches summary

- ◀ **Supply and demand analysis highlight that Bradford District has insufficient supply of 3G pitches to meet current and future demand for football training, based on the FA training model. This shortfall equates to three full size 3G pitches.**
- ◀ There are 15 full size 3G pitches in Bradford District, all of which, have floodlighting. Of these, 14 are available for community use (Appleton Academy being the exception) to some extent. However, only 11 are fully available in the peak period (i.e. both midweek and weekends) representing 79% of the supply.
- ◀ There are a further 15 small size 3G pitches, all but three, are located at primary school sites and available for community use.
- ◀ Ten of the full size pitches are currently certified for competitive football use and listed on the FA 3G Football Turf Pitch Register and one is a World Rugby certified pitch located at Keighley RFC.
- ◀ Furthermore, there are three small size 3G pitches which features on the FA register and can thus be used for competitive matches.
- ◀ There is also a WR compliant 3G pitch located at Woodhouse Grove School (Leeds) which is accessed by a Bradford based rugby union club (Old Grovians RUFC) for training demand.
- ◀ A new full size 3G pitch is in the process of being considered at Wyke Manor (Bradford South).
- ◀ Most of the full size 3G pitches (nine of the 15) are rated as good quality. Five of the remaining six are rated as standard, whilst one is rated as poor, at Goals Soccer Centre (Bradford East).
- ◀ Two pitches presently exceed the recommended surface lifespan and are considered either poor or standard quality as a result (Marley Sports Centre and Goals Soccer Centre) with Marley Sports Centre in most need of a resurface given its age (14 years).
- ◀ Demand for 3G pitches in Bradford District is predominately driven by football with 103 teams playing competitive club football on 3G pitches (mostly mini teams). Further to this, the FA's long-term ambition is to provide every affiliated team in England the opportunity to train once per week on floodlit 3G surface.
- ◀ The FA training model estimates that there is a need for 16 full size 3G pitches to service football training needs in Bradford District. There are presently 13 full size pitches, available midweek, which can accommodate football training demand, resulting in a shortfall of three. This figure excludes the WR 3G pitch at Keighley RFC which is only used for rugby union.
- ◀ Present use of 3G pitches for rugby union mainly extends to Keighley RUFC with the Club utilising the World Rugby compliant 3G pitch at its home venue for both match and training demand. However, potential demand exists for further greater use of 3G pitches to accommodate training to help reduce shortfalls on grass pitches.
- ◀ Rugby league in Bradford is mainly played on grass pitches, with 3G pitches used to accommodate training demand, particularly throughout the winter pre-season period. It is likely that nationally demand for 3G pitches for training will increase in future but that teams will continue to prefer grass training as the weather allows.

# BRADFORD DISTRICT PLAYING PITCH STRATEGY ASSESSMENT REPORT

## PART 8: BOWLING GREENS

### 8.1: Introduction

Outdoor bowls in Bradford is played on crown greens. British Crown Green Bowling Association (BCGBA) is the NGB with overall responsibility for ensuring effective governance of the sport.

#### **Consultation**

There are 50 clubs using bowling greens in Bradford, 25 of which, responded to consultation requests to complete an online survey, representing a 50% response rate.

### 8.2: Supply

There are 65 crown bowling greens identified in Bradford distributed across 48 sites, with nine double green and four triple green sites.

*Table 8.1: Summary of bowling green provision*

Site ID	Site name	Analysis area	Number of greens
26	Bowling Park	Bradford East	3
34	Bradford Moor Park Bowling Club	Bradford East	1
74	Eccleshill Recreation Ground	Bradford East	1
94	Greengates Recreation Ground	Bradford East	1
117	Idle Recreation Ground	Bradford East	1
170	Peel Park	Bradford East	3
1	ASA Briggs Rec Ground (Queens Bradford ARLFC)	Bradford South	1
27	Brackenhill Park	Bradford South	1
99	Harold Park	Bradford South	1
157	Oakenshaw Victoria Park	Bradford South	2
179	Russell Hall Park	Bradford South	1
198	The Harold Club	Bradford South	2
218	Wibsey Park Recreation Ground	Bradford South	2
234	Wyke Park	Bradford South	1
51	Clayton Victoria Park	Bradford West	1
113	Horton Park	Bradford West	3
133	Ladyhill Park	Bradford West	1
135	Lister Park	Bradford West	3
201	Thornton Bowling Club - Wensley Bank	Bradford West	1
213	West Bradford Bowling Club	Bradford West	1
215	West Park, Girlington	Bradford West	2
3	Addingham Recreation Ground	Keighley	1
18	Ben Rhydding Sports Club	Keighley	1
58	Crossroads Park	Keighley	1
101	Central Park, Haworth	Keighley	1
107	Highfield Recreation Ground	Keighley	2
118	Ilkley Bowling Club	Keighley	1
129	Keighley Cricket Ground	Keighley	1
141	Lund Park Bowling Green	Keighley	2

## BRADFORD DISTRICT PLAYING PITCH STRATEGY ASSESSMENT REPORT

Site ID	Site name	Analysis area	Number of greens
159	Holden Park, Oakworth Bowling Green	Keighley	1
165	Oxenhope CC	Keighley	1
187	Silsden Sports Club	Keighley	1
188	Silsden Park	Keighley	1
193	Steeton Bowling Club	Keighley	1
40	Burley in Wharfedale Sports & Cricket Club	Shipley	1
55	Crowgill Park Bowling Green	Shipley	1
61	Cullingworth Bowling Club	Shipley	1
85	Foster Park	Shipley	1
91	Grange Park (Burley-in-Wharfedale Bowling Club)	Shipley	1
145	Menston Bowling Club	Shipley	1
151	Myrtle Park	Shipley	2
155	Northcliffe Park	Shipley	2
178	Royd House Bowling Club	Shipley	1
182	Salts (Saltaire) Sports Association	Shipley	2
194	Temple Rhydding Bowling Green	Shipley	1
199	The Shipley Club	Shipley	1
913	Sleningford Road Bowling Green	Shipley	1
918	St Peter's Church	Shipley	1

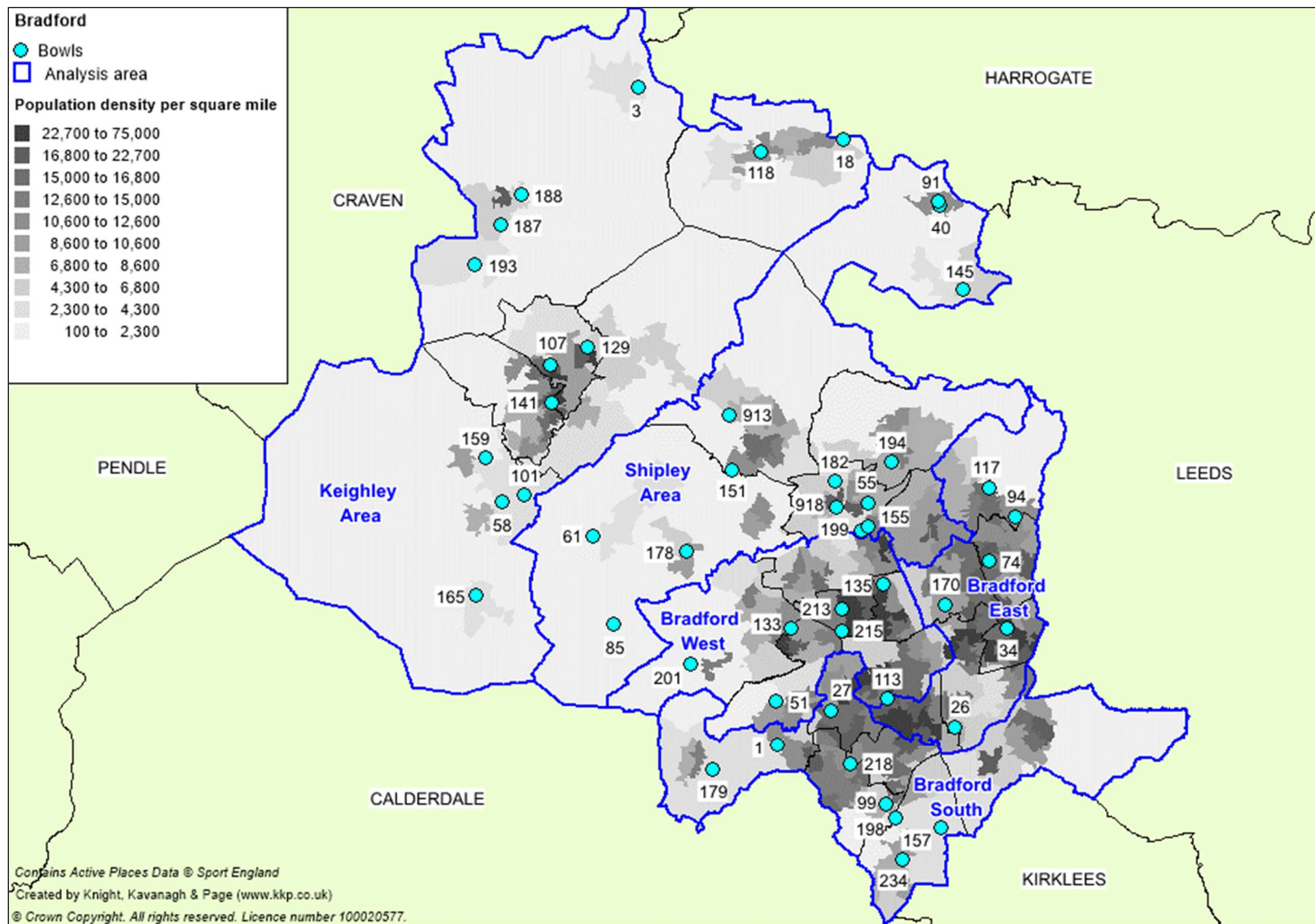
The Shipley Analysis Area accommodates the most bowling greens within Bradford with a total of 17 greens. This is closely followed by the Keighley Area with 15, Bradford West with 12 and Bradford South with 11 greens. The least amount of bowling green provision is in the Bradford East with 10 greens.

### ***Future developments***

The Harold Club BC report evaluating the possibility of leveraging the land which currently services as the second bowling green at The Harold Club. It wants to do this in order to safeguard the longevity of the site and to improve the quality of its remaining green. It indicates needing assistance in this matter and it is unaware on how to proceed.

# BRADFORD DISTRICT PLAYING PITCH STRATEGY ASSESSMENT REPORT

Figure 8.1: Map showing bowling greens in Bradford District





# BRADFORD DISTRICT PLAYING PITCH STRATEGY ASSESSMENT REPORT

## Quality

Following a non-technical assessment of greens in Bradford and consultation with the clubs, the majority of greens, 33 or 51%, are assessed as poor quality, followed by 21 greens (32%) assessed as standard quality. The remaining 11 greens (17%) are good.

Table 8.2: Summary of bowling green quality by site

Site ID	Site name	Club using site	Number of greens	Quality of green
3	Addingham Recreation Ground	Addingham BC	1	Poor
1	ASA Briggs Rec Ground (Queens Bradford ARLFC)	ASA Briggs BC	1	Standard
18	Ben Rhydding Sports Club	Ben Rhydding Bowls Club	1	Poor
26	Bowling Park	Bowling Park BC	3	Poor
27	Brackenhill Park	Brackenhill Park BC	1	Poor
34	Bradford Moor Park Bowling Club	Bradford Moor BC	1	Good
40	Burley in Wharfedale Sports & Cricket Club	Burley in Wharfedale BC	1	Poor
51	Clayton Victoria Park	Clayton Victoria Park BC	1	Standard
58	Crossroads Park	Whinswood BC, Cross Roads BC	1	Good
55	Crowgill Park Bowling Green	Crowgill Park BC	1	Standard
61	Cullingworth Bowling Club	Cullingworth BC	1	Good
74	Eccleshill Recreation Ground	Eccleshill BC, Eccleshill Vets BC	1	Standard
85	Foster Park	Foster Park BC	1	Poor
91	Grange Park (Burley-in-Wharfedale Bowling Club)	Burley BC	1	Standard
94	Greengates Recreation Ground	Greengates & Apperley Bridge BC	1	Good
99	Harold Park	Harold Park BC	1	Poor
101	Central Park, Haworth	Haworth BC	1	Poor
107	Highfield Recreation Ground	Highfield BC	2	Poor
159	Holden Park, Oakworth Bowling Green	Oakworth BC	1	Poor
113	Horton Park	Horton Park BC	3	Poor
117	Idle Recreation Ground	Idle Recreation Ground BC	1	Poor
118	Ilkley Bowling Club	Ilkley BC	1	Poor
129	Keighley Cricket Ground	Keighley BC	1	Standard
133	Ladyhill Park	Ladyhill BC	1	Standard
135	Lister Park	Lister Park BC	3	Standard
141	Lund Park Bowling Green	Lund Park BC	2	Poor
145	Menston Bowling Club	Menston BC	1	Standard
151	Myrtle Park	Myrtle Park BC	2	Poor
155	Northcliffe Park	Northcliffe Park BC	2	Poor
157	Oakenshaw Victoria Park	Oakenshaw BC	2	Standard
165	Oxenhope CC	Oxenhope BC	1	Standard
170	Peel Park	Peel BC	3	Good

# BRADFORD DISTRICT PLAYING PITCH STRATEGY ASSESSMENT REPORT

Site ID	Site name	Club using site	Number of greens	Quality of green
178	Royd House Bowling Club	Royd House BC	1	Good
179	Russell Hall Park	Queensbury BC	1	Poor
182	Salts (Saltaire) Sports Association	Salts BC	2	Good
188	Silsden Park	Silsden BC	1	Standard
187	Silsden Sports Club	Silsden Sports Club BC	1	Poor
913	Sleningford Road Bowling Green	Bingley BC	1	Standard
918	St Peter's Church	St Peter's Church BC	1	Standard
193	Steeton Bowling Club	Steeton BC	1	Poor
194	Temple Rhydding Bowling Green	Baildon BC	1	Standard
198	The Harold Club	The Harold Club BC	2	Poor
199	The Shipley Club	Shipley BC	1	Standard
201	Thornton Bowling Club - Wensley Bank	Thornton BC	1	Standard
213	West Bradford Bowling Club	West Bradford BC	1	Standard
215	West Park, Gillington	West Park BC	2	Poor
218	Wibsey Park Recreation Ground	Wibsey Park BC	2	Poor
234	Wyke Park	Wyke BC	1	Good

A consistent issue recorded during consultation was regarding maintenance and the perceived high cost of buying machinery required to aid continued green works. One way of resolving this issue could be an equipment sharing scheme enabling all clubs and greens to benefit from more regular maintenance, provided that club volunteers can be identified to undertake the work.

The majority of bowling greens across Bradford are maintained by the Council in some capacity. In 2015 it was declared that maintenance of greens would be reduced with greater reliance on clubs being self-sufficient. Clubs which access Council greens were presented with three options:

- ◀ The Council to continue all maintenance of the bowling green.
- ◀ The Council to maintain the green, apart from grass cutting, which the Club would undertake.
- ◀ The Club to undertake all maintenance of the bowling green.

If a club decided to undertake the maintenance of its green and did not request any Council assistance within two years, the Club would be eligible for a £3,000 grant to sustain future maintenance. The majority of clubs (31) opted for this option with the remaining eight clubs, using Council greens, electing for one of the other two possibilities.

### **Ancillary facilities**

Only five clubs in Bradford report the quality of the ancillary facilities they access to be poor. These are Whineswood BC (Crossroads Park), Greengates & Apperley Bridge BC (Greengates Recreation Ground), Haworth BC (Central Park, Haworth), Okenshaw BC (Okenshaw Victoria Park) and Oxenhope BC (Oxenhope CC). The remaining clubs through consultation report their facilities to be either good or standard quality.

# BRADFORD DISTRICT PLAYING PITCH STRATEGY ASSESSMENT REPORT

All of the abovementioned clubs indicate they want to improve the quality of their ancillary facilities, which are basic and in need in modernisation, however, they have limited funds available to make renovations.

The table overleaf highlights all aspirational ancillary improvements reported by clubs.

*Table 8.3: Summary of Bradford bowling clubs' aspirational ancillary improvements*

Site ID	Site name	Club name	Plans
51	Clayton Victoria Park	Clayton Victoria Park BC	The Club has an aspiration for a new fence.
55	Crowgill Park Bowling Green	Crowgill Park BC	The Club has an aspiration for a new fence around the green to stop unauthorised access. Clubhouse is currently under construction after being recently burnt down.
58	Crossroads Park	Whineswood BC	The Club has an aspiration to paint the clubhouse and upgrade current poor quality toilet facilities.
101	Central Park, Haworth	Haworth BC	The Club has an aspiration for a new fence around the green to stop unauthorized access and vandalism
165	Oxenhope Cricket Club	Oxenhope BC	The Club has an aspiration to install a toilet clock onsite.
182	Salts (Saltaire) Sports Association	Salts BC	The Club has an aspiration to upgrade floodlighting to a more modern and economical system.
198	The Harold Club	The Harold Club BC	The Club has an aspiration to upgrade current floodlighting, surrounding gutter boards and irrigation system.

### *British Crown Green Bowling Association grants*

Provided a club is subscribed to the BCGBA it can apply for a grant a range of ancillary issues, providing it has not already received one in the previous five years. Grants available to clubs include the following:

- ◀ New bowling green
- ◀ New floodlights
- ◀ New pavilion/toilets
- ◀ Irrigation for the bowling green
- ◀ New shelter
- ◀ Fencing and paths
- ◀ Extending a bowling green
- ◀ Legal fees to fight a green closure

### **Ownership and management**

In total 39 clubs (78%) rent the use of their greens from the Council. The remaining 11 have freeholds of their bowling greens; these include clubs such as Silsden BC, Thornton BC, Shipley BC, The Harold Club BC and The Salts BC.

### **9.3: Demand**

There are 50 bowling clubs in Bradford, each with multiple teams playing various evenings and afternoons throughout the week. Demand amongst youth players in Bradford is low with just seven identified junior members. The table overleaf shows a full membership breakdown by club.

## BRADFORD DISTRICT PLAYING PITCH STRATEGY ASSESSMENT REPORT

Table 8.4: Membership breakdown

Club name	Senior male	Senior female	Junior	Total
ASA Briggs BC	43	8	-	<b>51</b>
Addingham BC	Unknown			34
Ben Rhydding Bowls Club	Unknown			
Bowling Park BC	Unknown			32
Brackenhill Park BC	Unknown			31
Bradford Moor BC	18	8	-	<b>26</b>
Burley in Wharfedale BC	Unknown			
Clayton Victoria Park BC	30	7	-	<b>37</b>
Crowgill Park BC	27	5	-	<b>32</b>
Whinswood BC	16	6	1	<b>23</b>
Cross Roads BC	53	7	2	<b>62</b>
Cullingworth BC	29	16	-	<b>45</b>
Eccleshill BC	Unknown			
Eccleshill Vets BC	Unknown			
Foster Park BC	Unknown			
Burley BC	Unknown			
Greengates & Apperley Bridge BC	24	2	-	<b>26</b>
Harold Park BC	Unknown			<b>23</b>
Haworth BC	15	3	-	<b>18</b>
Highfield BC	Unknown			<b>16</b>
Horton Park BC	Unknown			
Idle Recreation Ground BC	Unknown			<b>56</b>
Ilkley BC	Unknown			
Keighley BC	Unknown			
Ladyhill BC	23	4	-	<b>27</b>
Lister Park BC	4	6	-	<b>10</b>
Lund Park BC	Unknown			<b>58</b>
Menston BC	56	22	-	<b>78</b>
Myrtle Park BC	Unknown			<b>54</b>
Northcliffe Park BC	Unknown			<b>28</b>
Oakenshaw BC	32	19	-	<b>51</b>
Oakworth BC	14	3	-	<b>17</b>
Oxenhope BC	27	4	3	<b>34</b>
Peel BC	12	3	1	<b>16</b>
Royd House BC	16	9	1	<b>26</b>
Queensbury BC	30	11	-	<b>41</b>
Salts BC	44	19	-	<b>63</b>
Silsden Sports Club BC	Unknown			<b>62</b>
Silsden BC	36	22	-	<b>58</b>
Steeton BC	Unknown			<b>38</b>
Baildon BC	34	36	-	<b>70</b>
The Harold Club BC	45	20	-	<b>65</b>
Shipley BC	89	29	-	<b>118</b>
Thornton BC	12	8	-	<b>20</b>
West Bradford BC	Unknown			

## BRADFORD DISTRICT PLAYING PITCH STRATEGY ASSESSMENT REPORT

Club name	Senior male	Senior female	Junior	Total
West Park BC	Unknown			22
Wibsey Park BC	Unknown			34
Wyke BC	40	3	-	43
Bingley BC	Unknown			18
St Peter's Church BC	Unknown			
<b>Total</b>	<b>769</b>	<b>280</b>	<b>8</b>	<b>1,057</b>

Generally, clubs in Bradford report that membership levels have remained static or decreased over the last three years with no clubs having a waiting list for new members. That said, Silsden, Haworth and Salts bowling clubs report an increase in senior members. The majority of clubs which have junior sections and which responded to consultation requests, report junior participation has remained static over the same time period. The only clubs to indicate an increase in junior membership were Whineswood BC and Peel BC.

Nationally the sport has experienced an overall decline in participation which may be due to access to facilities in some cases; however, most clubs acknowledge a lack of interest in the sport amongst the local community, with few new bowlers taking up the sport. This adds to which is a generally an aged player base and in most cases the fall in numbers has been attributed to aging players, with a lack of younger or newer players coming into the sport to sustain demand.

### **Future demand**

Of the clubs which responded to consultation requests, 11 report aspirations to increase participation. The table below provides a breakdown of future demand aspirations from clubs, where quantified.

*Table 8.5: Future demand aspirations*

Club name	Analysis area	Seniors	Juniors (U18)
Clayton Victoria Park BC	Bradford West	10	2
Cross Road BC	Keighley	6	-
Crowgill Park BC	Shipley	10	5
Greensgates & Apperley Bridge BC	Bradford East	10	1
Haworth BC	Keighley	5	1
Oxenhope BC	Keighley	5	5
Peel BC	Bradford East	4	1
Royd House BC	Shipley	1	-
Salts BC	Shipley	12	-
Silsden BC	Keighley	5	-
Thornton BC	Bradford West	4	-
<b>Total</b>		<b>72</b>	<b>15</b>

In addition to the above, both Whineswood BC and Wyke BC report aspirations to increase future membership; however, neither club quantifies this demand.

# BRADFORD DISTRICT PLAYING PITCH STRATEGY ASSESSMENT REPORT

## *Latent demand*

No clubs suggest that an additional bowling green at their ground or in their area would lead to an increase in club membership. However, Sport England's Segmentation Tool enables analysis of 'the percentage of adults that would like to participate in bowls but are not currently doing so'. The tool identifies latent demand of 811 people who would like to participate in the sport within Bradford. The most dominant segment is 'Elsie & Arnold' – Retirement home singles (21.3% or 173 people).

As seen in the table overleaf, this is the second highest amount of latent demand for the sport when compared to Bradford's neighbouring local authorities.

*Table 8.6: Comparison of neighbouring local authorities latent demand*

Neighboring local authorities	Latent demand of adults like to participate in bowls but are not currently doing so
<b>Bradford</b>	<b>811</b>
Calderdale	364
Craven	114
Harrogate	276
Kirklees	682
Leeds	1,221
Pendle	166

## **8.4: Capacity analysis**

Capacity is very much dependent on the leagues and the day that they operate. A green may have no spare capacity on an afternoon or evening when a popular league operates but may be unused for the rest of the week. However, in many cases greens are used during the afternoons by club members who bowl socially.

Crown Green Bowling Association supports that a crown green accommodating less than 60 playing members is considered to have spare capacity for further play and those accommodating more than 60 could be considered to be overplayed. Consideration should also be given to the sustainability of greens which operate with a playing membership of less than 20.



## BRADFORD DISTRICT PLAYING PITCH STRATEGY ASSESSMENT REPORT

Table 8.6: Current and future capacity analysis of bowling greens now and with future demand (where known)

Site ID	Site name	Analysis area	Number of greens	Clubs	Total recommended capacity (members)	Current demand (members)	Current capacity (members)	Future demand (members)	Future capacity (members)
26	Bowling Park	Bradford East	3	Bowling Park BC	180	32	148	-	148
34	Bradford Moor Park Bowling Club	Bradford East	1	Bradford Moor BC	60	26	34	-	34
74	Eccleshill Recreation Ground	Bradford East	1	Eccleshill BC, Eccleshill Vets BC	60	Unknown	-	Unknown	-
94	Greengates Recreation Ground	Bradford East	1	Greengates & Apperley Bridge BC	60	26	34	11	23
117	Idle Recreation Ground	Bradford East	1	Idle Recreation Ground BC	60	56	4	-	4
170	Peel Park	Bradford East	3	Peel BC	180	16	164	5	159
1	ASA Briggs Rec Ground (Queens Bradford ARLFC)	Bradford South	1	ASA Briggs BC	60	51	9	-	9
27	Brackenhill Park	Bradford South	1	Brackenhill Park BC	60	31	29	-	29
99	Harold Park	Bradford South	1	Harold Park BC	60	23	37	-	37
157	Oakenshaw Victoria Park	Bradford South	2	Oakenshaw BC	120	51	69	-	69
179	Russell Hall Park	Bradford South	1	Queensbury BC	60	41	19	-	19
198	The Harold Club	Bradford South	2	The Harold Club BC	120	65	55	-	55
218	Wibsey Park Recreation Ground	Bradford South	2	Wibsey Park BC	120	34	86	-	86
234	Wyke Park	Bradford South	1	Wyke BC	60	43	17	-	17
51	Clayton Victoria Park	Bradford West	1	Clayton Victoria Park BC	60	37	23	12	11
113	Horton Park	Bradford West	3	Horton Park BC	180	Unknown	-	Unknown	-
133	Ladyhill Park	Bradford West	1	Ladyhill BC	60	27	33	-	33
135	Lister Park	Bradford West	3	Lister Park BC	180	10	170	-	170

## BRADFORD DISTRICT PLAYING PITCH STRATEGY ASSESSMENT REPORT

Site ID	Site name	Analysis area	Number of greens	Clubs	Total recommended capacity (members)	Current demand (members)	Current capacity (members)	Future demand (members)	Future capacity (members)
201	Thornton Bowling Club - Wensley Bank	Bradford West	1	Thornton BC	60	20	40	4	36
213	West Braford Bowling Club	Bradford West	1	West Bradford BC	60	Unknown	-	Unknown	-
215	West Park, Girington	Bradford West	2	West Park BC	120	22	98	-	98
3	Addingham Recreation Ground	Keighley	1	Addingham BC	60	34	26	-	26
18	Ben Rhydding Sports Club	Keighley	1	Ben Rhydding BC	60	Unknown	-	Unknown	-
58	Crossroads Park	Keighley	1	Whinswood BC, Cross Roads BC	60	85	-25	6	-31
101	Central Park, Haworth	Keighley	1	Haworth BC	60	18	42	6	36
107	Highfield Recreation Ground	Keighley	2	Highfield BC	120	16	104	-	104
118	Ilkley Bowling Club	Keighley	1	Ilkley BC	60	Unknown	-	Unknown	-
129	Keighley Cricket Ground	Keighley	1	Keighley BC	60	Unknown	-	Unknown	-
141	Lund Park Bowling Green	Keighley	2	Lund Park BC	120	58	62	-	62
159	Holden Park, Oakworth Bowling Green	Keighley	1	Oakworth BC	60	17	43	-	43
165	Oxenhope CC	Keighley	1	Oxenhope BC	60	34	26	10	16
187	Silsden Sports Club	Keighley	1	Silsden Sports Club BC	60	62	-2	-	-2
188	Silsden Park	Keighley	1	Silsden BC	60	58	2	5	-3
193	Steeton Bowling Club	Keighley	1	Steeton BC	60	38	22	-	22
40	Burley in Wharfedale Sports & Cricket Club	Shipley	1	Burley in Wharfedale BC	60	Unknown	-	Unknown	-
55	Crowgill Park Bowling Green	Shipley	1	Crowgill Park BC	60	32	28	15	13

## BRADFORD DISTRICT PLAYING PITCH STRATEGY ASSESSMENT REPORT

Site ID	Site name	Analysis area	Number of greens	Clubs	Total recommended capacity (members)	Current demand (members)	Current capacity (members)	Future demand (members)	Future capacity (members)
61	Cullingworth Bowling Club	Shipley	1	Cullingworth BC	60	45	15	-	30
85	Foster Park	Shipley	1	Foster Park BC	60	Unknown	-	Unknown	-
91	Grange Park (Burley-in-Wharfedale Bowling Club)	Shipley	1	Burley BC	60	Unknown	-	Unknown	-
145	Menston Bowling Club	Shipley	1	Menston BC	60	78	-18	-	-18
151	Myrtle Park	Shipley	2	Myrtle Park BC	120	54	66	-	66
155	Northcliffe Park	Shipley	2	Northcliffe Park BC	120	28	92	-	92
178	Royd House Bowling Club	Shipley	1	Royd House BC	60	26	34	1	33
182	Salts (Saltaire) Sports Association	Shipley	2	Salts BC	120	63	57	12	45
194	Temple Rhydding Bowling Green	Shipley	1	Baildon BC	60	70	-10	-	-10
199	The Shipley Club	Shipley	1	Shipley BC	60	118	-58	-	-58
913	Sleningford Road Bowling Green	Shipley	1	Bingley BC	60	18	42	-	42
918	St Peter's Church	Shipley	1	St Peter's Church BC	60	Unknown	-	Unknown	-

# BRADFORD DISTRICT PLAYING PITCH STRATEGY ASSESSMENT REPORT

## Overplay

In total there are five sites which could be considered to be overplayed in Bradford as follows:

- ◀ Crossroads Park (Keighley)
- ◀ Silsden Sports Club (Keighley)
- ◀ Menston Bowling Club (Shipley)
- ◀ Temple Rhydding Bowling Green (Shipley)
- ◀ The Shipley Club (Shipley)

Demand for bowls appears to be particularly high in Shipley Analysis Area with three greens being overplayed beyond their recommended capacity by a total of 86 members. This is located across three sites; Mentson Bowling Club, Temple Rhydding Bowling Club and The Shipley Club. The remaining overplay (25 members) is located in the Keighley Analysis Area at Crossroads Park.

Standard quality greens which are overplayed such as Menston Bowling Club and Temple Rhydding Bowling Green should be continually assessed as it is likely that quality will decline in the future through continued overuse. It is recommended that improvements to quality of all standard quality sites are sought to mitigate overplay identified at least in the short-term.

Sites with more substantial overplay such as The Shipley Club (overplayed by 58 members) could benefit from access to an additional green. However, it is unclear the exact makeup of the membership figures provided as to the level of non-playing members, for example. Further to this, the Club did not identify demand for this and therefore through ensuring high green quality is sustained new provision is likely not to be required.

## Additional capacity

All remaining bowling greens in Bradford are considered to have capacity to accommodate additional members. The capacity of sites where current demand is unknown has not been considered in the supply and demand analysis.

## 8.5: Supply and demand analysis

The capacity of sites where current demand is unknown has not been considered in the supply and demand analysis. As seen in the table below analysis suggests that overall there is enough capacity to cater for current and future demand in Bradford.

Table 8.7: Supply and demand analysis of bowling greens in Bradford

Analysis area	Total additional capacity	Overplay	Current total	Future demand	Total
Bradford East	384	-	384	16	368
Bradford West	321	-	321	16	305
Bradford South	364	-	364	-	364
Keighley	327	-27	300	27	273
Shipley	334	-86	248	28	220
<b>Total</b>	<b>1,730</b>	<b>-113</b>	<b>1,617</b>	<b>87</b>	<b>1,530</b>

# BRADFORD DISTRICT PLAYING PITCH STRATEGY ASSESSMENT REPORT

## 8.6: Conclusions

Based on the aforementioned guidance and known membership figures from club feedback, five sites are considered to be overplayed. There is a clear requirement to work with all clubs to ensure quality of each bowling green does not deteriorate due to overplay and that clubs are supported to ensure green quality can be sustained and improved. As mentioned, no clubs report a need to access additional greens.

It is evident that despite overplay at some sites there is a sufficient supply of bowling greens overall to accommodate all current and future demand in Bradford.

In addition, some sites such as Thornton, Peel, Oakworth, Lister Park and Haworth Bowling Club are all reported to accommodate 20 or fewer members. Therefore, the participation levels at these clubs needs to be monitored moving forward as they are all operating under the recommended levels to sustain a bowling green.

### **Bowls summary**

- ◀ **Overall existing supply of bowling greens is sufficient for both current and future demand in Bradford.**
- ◀ **Demand for bowls appears to be particularly high in Shipley Analysis Area with three greens being overplayed beyond their recommended capacity by a potential total of 86 members. Further to this, two of these greens are assessed as standard quality.**
- ◀ There are 65 crown bowling greens identified in Bradford distributed across 48 sites, with nine double green sites and four triple green sites. The Shipley Analysis Area accommodates the most bowling greens with 17 greens.
- ◀ Following a non-technical assessment of greens and through consultation with the clubs, most greens, 33 or 51%, are assessed as good quality, 21 greens (32%) assessed as standard quality and the remaining 11 greens (17%) good quality.
- ◀ The majority of bowling greens across Bradford are maintained through the Council in some capacity. In 2015 the Council announced that maintenance of greens would be reduced with greater reliance on bowls being self-sufficient throughout the District.
- ◀ Five clubs in Bradford report the quality of the ancillary facilities they access to be poor; Whineswood BC (Crossroads Park), Greengates & Apperley Bridge BC (Greengates Recreation Ground), Haworth BC (Central Park, Haworth), Oakenshaw BC (Oakenshaw Victoria Park) and Oxenhope BC (Oxenhope CC).
- ◀ In total 39 clubs (80%) rent the use of their greens from the Council. The remaining 11 have freeholds of their greens; these include clubs such as Silsden BC, Thornton BC, Shipley BC, The Harold Club BC and The Salts BC.
- ◀ The Harold Club BC (The Harold Club) report evaluating the possibility of leveraging the land which currently services as the second bowling green.
- ◀ There are 50 bowling clubs in Bradford, each with multiple teams playing various evenings and afternoons throughout the week.
- ◀ Future club aspiration demand amounts to 72 senior and 15 junior members.
- ◀ In total there are five sites which are potentially overplayed across Bradford totalling 113 additional members over recommended capacity.
- ◀ All remaining bowling greens in Bradford are considered to have capacity to accommodate additional members.

# BRADFORD DISTRICT PLAYING PITCH STRATEGY ASSESSMENT REPORT

---

## PART 9: TENNIS

### 9.1: Introduction

The Lawn Tennis Association (LTA) is the organisation responsible for the governance of tennis and administers the sport locally across Bradford. The LTA has recently restructured its strategic approach to target a number of national focus areas, enabling close partnership working with club, community and education venues and partners in order to grow participation.

#### **Consultation**

There are nine tennis clubs identified as playing in Bradford. Of these, seven replied to consultation requests resulting in a 78% response rate. The two non-responding clubs were Eldwick TC and St Peters TC.

Howarth TC is an unaffiliated tennis club in Bradford District (Keighley Area) which was contacted for consultation; however, from further investigation it appears that the Club has folded.

### 9.2: Supply

#### **Quantity**

There is a total of 164 tennis courts identified in Bradford located across 42 sites including sports clubs, council sites and schools. Of these, 150 courts (91%) are categorised as being available for community use across 39 sites; 71 of which are located at school sites.

Most courts available for community use are located in Keighley Area (49 courts or 32%) and in contrast, Bradford East Area accommodates just nine courts (6%).

*Table 9.1: Summary of the number of courts by analysis area*

<b>Analysis area</b>	<b>Courts (sites) available for community use</b>
Bradford East	9 (4)
Bradford South	21 (6)
Bradford West	29 (7)
Keighley	49 (10)
Shipley	42 (12)
<b>Total</b>	<b>150 (39)</b>

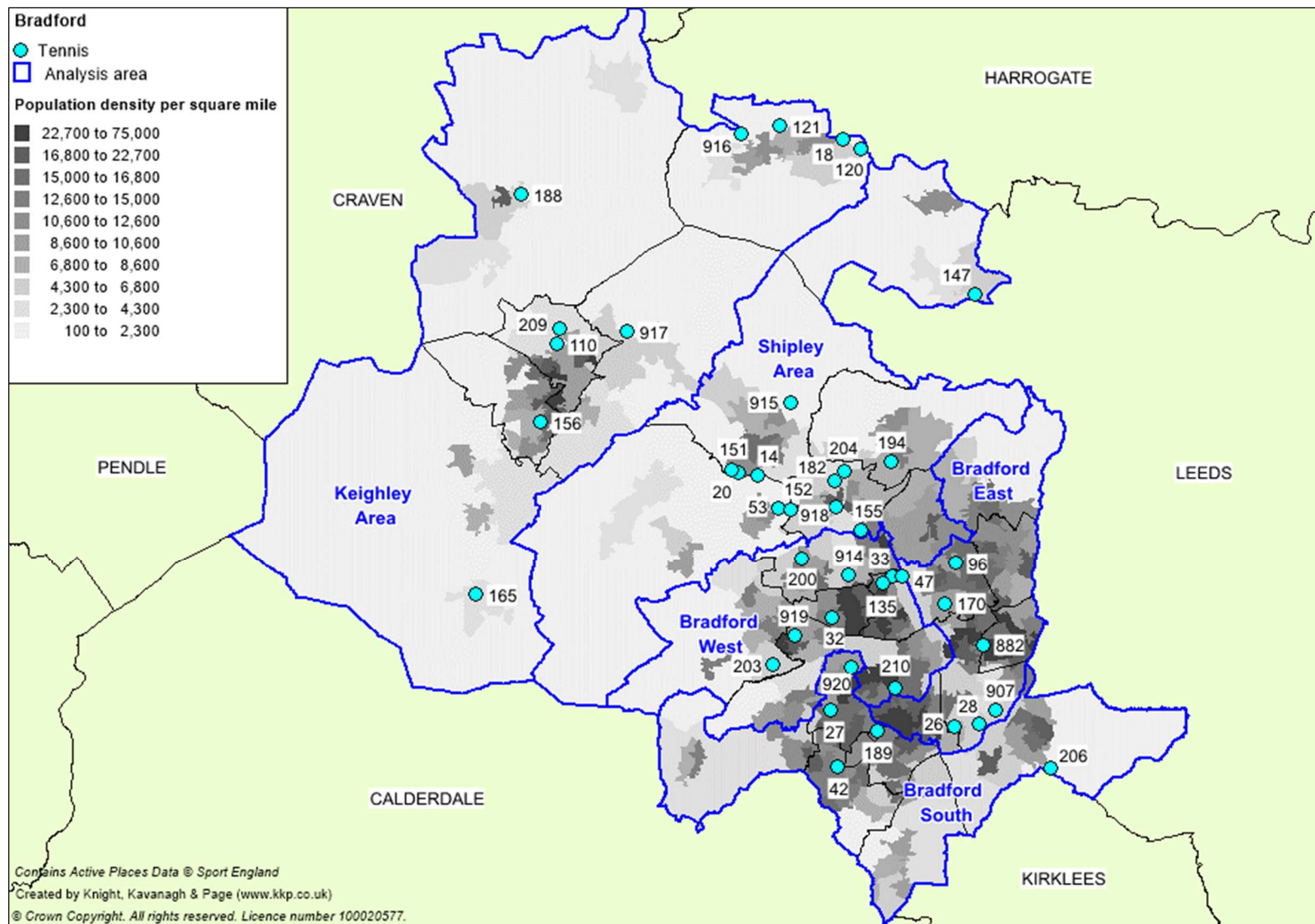
#### **Indoor courts**

It should also be noted that there are permanent indoor courts at Heaton Tennis & Squash Club (Bradford West) and Ilkley Lawn Tennis & Squash Club (Keighley), however, these are not included within the scope of the audit and consequently do not feature in the supply information below. Heaton Tennis & Squash Club hosts three indoor courts, whereas, Ilkley Lawn Tennis & Squash Club has five indoor courts.



# BRADFORD DISTRICT PLAYING PITCH STRATEGY ASSESSMENT REPORT

Figure 9.1: Map showing tennis courts in Bradford District



## BRADFORD DISTRICT PLAYING PITCH STRATEGY ASSESSMENT REPORT

Table 9.2: Summary of tennis court provision in Bradford

Site ID	Site name	Analysis area	Management	Community use?	Number of courts	Floodlit?	Court type	Court quality <sup>32</sup>
14	Beckfoot and Hazelbeck School	Shipley	Education	Yes	5	No	Macadam	Standard
18	Ben Rhydding Sports Club (Ben Rhydding TC)	Keighley	Sports Club	Yes	5	No	Grass	Good
20	Bingley Congregational Cricket Club (Beckfoot & Bingley TC)	Shipley	Sports Club	Yes	4	No	Clay (Shale)	Standard
26	Bowling Park	Bradford East	Council	Yes	2	No	Macadam	Poor
27	Brackenhill Park	Bradford South	Council	Yes	2	No	Macadam	Poor
28	Bradford Academy	Bradford South	Education	Yes	3	Yes	Macadam	Standard
32	Bradford Girls Grammar	Bradford West	Education	No	6	No	Macadam	Good
33	Bradford Grammar School	Bradford West	Education	Yes	9	No	Macadam	Good
42	Buttershaw Business & Enterprise College	Bradford South	Education	Yes	4	No	Macadam	Standard
47	Oasis Academy Lister Park	Bradford West	Education	Yes	1	No	Macadam	Standard
53	Cottingley Manor Recreation Ground	Shipley	Council	Yes	2	No	Tarmac	Poor
96	Hanson School	Bradford East	Education	Yes	4	No	Macadam	Standard
110	Holy Family Catholic School	Keighley	Education	Yes	3	No	Tarmac	Poor
120	Ilkley Grammar School	Keighley	Education	Yes	5	No	Macadam	Good
121	Ilkley Lido	Keighley	Council	Yes	4	No	Macadam	Poor
135	Lister Park	Bradford West	Council	Yes	2	No	Macadam	Poor
147	Menston Park	Shipley	Council	Yes	2	No	Macadam	Poor
151	Myrtle Park	Shipley	Council	Yes	2	No	Macadam	Poor
152	Samuel Lister Academy	Shipley	Education	Yes	2	No	Macadam	Poor
155	Northcliffe Park	Shipley	Council	Yes	8	No	Macadam	Poor
156	Beckfoot Oakbank School	Keighley	Education	Yes	2	No	Macadam	Standard
165	Oxenhope CC	Keighley	Sports Club	Yes	1	No	Macadam	Poor

<sup>32</sup> Determined by non-technical site assessment and user feedback

## BRADFORD DISTRICT PLAYING PITCH STRATEGY ASSESSMENT REPORT

Site ID	Site name	Analysis area	Management	Community use?	Number of courts	Floodlit?	Court type	Court quality <sup>32</sup>
170	Peel Park	Bradford East	Council	Yes	1	No	Macadam	Poor
182	Salts (Saltaire) Sports Association (Salts TC)	Shipley	Sports Club	Yes	2	No	Macadam	Good
					2	Yes		
188	Silsden Park	Keighley	Council	Yes	2	No	Macadam	Poor
189	Southfield Vocational Centre	Bradford South	Education	Yes	6	No	Macadam	Standard
194	Temple Rhydding Bowling Green	Shipley	Council	Yes	2	No	Macadam	Poor
200	The Zara Sports Centre (Belle Vue Girls Field)	Bradford West	Education	Yes	4	Yes	Macadam	Standard
203	Thornton Recreation Centre/Thornton Grammar	Bradford West	Education	No	4	Yes	Artificial	Standard
204	Titus Salt School	Shipley	Education	Yes	6	No	Macadam	Standard
206	Tong Sports Centre	Bradford South	Education	Yes	3	No	Macadam	Good
209	University Academy Keighley	Keighley	Education	Yes	4	Yes	Macadam	Standard
210	University of Bradford (Undercliffe TC)	Bradford West	Education	Yes	4	Yes	Artificial	Good
882	Karmand Cricket Ground	Bradford East	Community Organisation	Yes	2	No	Macadam	Poor
907	Bradford Forster Academy	Bradford South	Education	Yes	3	No	Macadam	Standard
914	Heaton Tennis & Squash Club (Heaton TC)	Bradford West	Sports Club	Yes	2	Yes	Macadam	Standard
					4	No	Acrylic	
915	Eldwick Tennis Club (Eldwick TC)	Shipley	Sports Club	Yes	2	No	Macadam	Standard
916	Ilkley Lawn Tennis & Squash Club	Keighley	Sports Club	Yes	14	No	Grass	Good
					3	Yes	Artificial	Good
					3		Acrylic	
917	Riddlesden Tennis Club	Keighley	Sports Club	Yes	3	No	Macadam	Good
918	St Peter's Church (St Peter's TC)	Shipley	Sports Club	Yes	3	No	Macadam	Poor
919	Dixons Allerton Academy	Bradford West	Education	Yes	3	No	Macadam	Standard
920	Dixons Kings Academy	Bradford South	Education	No	4	Yes	Macadam	Good

# BRADFORD PLAYING PITCH STRATEGY ASSESSMENT REPORT

## ***Future developments***

Carlton Bolling College previously hosted eight macadam tennis courts, however, these have recently been lost as part of the wider rebuild of the school. These are to be replaced with three new tennis courts and four dedicated multi use games areas.

Bradford Grammar School aspires to establish four indoor courts on site. A planning application has been submitted and approved (18/00104/MAF), however, at this stage the availability of the courts for community use is unknown.

## ***Disused provision***

There are three disused tennis courts in Bradford District, which were previously marked, maintained and available for community use. One tarmac court was located at Cottingley Manor Recreation Ground and sat alongside two other courts.

Two, macadam, floodlit courts were previously available at Haworth Tennis Club, which were maintained by the Club prior to it folding.

## ***Quality***

Of provision that is available for community use, most courts (57 or 38%) are rated as standard quality. This is followed by 53 courts (35%) rated as good quality and 40 courts (27%) rated as poor quality. There are no good quality courts located in the Bradford East Analysis Area.

*Table 9.3: Quality of community available courts by analysis area*

<b>Analysis area</b>	<b>Good</b>	<b>Standard</b>	<b>Poor</b>
Bradford East	-	4	5
Bradford South	3	16	2
Bradford West	13	14	2
Keighley	33	6	10
Shipley	4	17	21
<b>Total</b>	<b>53</b>	<b>57</b>	<b>40</b>

The courts assessed as good quality are located at the following sites:

- ◀ Ben Rhydding Sports Club
- ◀ Bradford Grammar School
- ◀ Ilkley Grammar School
- ◀ Salts (Saltaire) Sports Association
- ◀ Tong Sports Centre
- ◀ University of Bradford
- ◀ Ilkley Lawn Tennis & Squash Club
- ◀ Riddlesden Tennis Club

The LTA recommends that the need to refurbish tennis courts is based typically on its current quality. Good quality courts typically need resurfacing in eight (plus) years, standard quality courts between four and seven years and poor quality courts within the next three years.

## BRADFORD PLAYING PITCH STRATEGY ASSESSMENT REPORT

---

Beckfoot & Bingley TC report previously applied for funding to resurface the courts and provide floodlighting at Bingley Congregational Cricket Club in 2016, however, this was unsuccessful.

All remaining clubs, which responded to consultation requests, did not report any issue in regard to their court quality.

Poor quality courts in Bradford are assessed as such due to reduced grip underfoot, loose gravel and evidence of litter, glass and moss. The maintenance of such courts is also considered to be basic and infrequent, as opposed to club maintained courts which tend to receive more specialised and dedicated work.

It should be noted that all courts which are unavailable for community use, across Bradford, are located at school sites. Many of the courts unavailable for community use are poor quality with schools reporting they are often unsafe and only used as recreational spaces for curricular and extracurricular purposes. The quality of the courts in turn gives schools a perceived notion they will have no external demand and therefore schools limit any potential community access. This is further compounded as the majority of educational stakeholders indicate they cannot improve court quality and explore growing community accessibility due to financial constraints.

A potential solution for this issue is to explore using technology such as gate accessing systems (Clubspark) accompanied with online booking systems. Installation of these technologies would create a seamless customer experience whilst enabling the promotion of the courts. In addition, this would allow for usage to be tracked whilst generating revenue to contribute to a sinking fund for refurbishments.

### ***Transforming British Tennis Together (TBTT)***

In 2017 the LTA introduced its largest funding initiative, Transforming British Tennis Together, to make courts across the country more usable and accessible to everyone in the next ten years. It has committed £125 million to improve community facilities and plans to unlock a further £125 million through match funding. The funding will focus on addressing identified barriers to play such as bad light or inclement weather through floodlighting and covers. Access systems and online booking (linked to Clubspark) will address outdated and unclear customer journeys to court. Investment from the TBTT will transform facilities by working with clubs, parks, community venues and education sites.

### ***Ownership/management***

Ownership/management of tennis courts in Bradford District is fairly evenly split between education sites (71 courts or 47%) and sports clubs or community organisations (54 courts or 36%). The least amount of provision (17%) is owned/managed by the Council.

*Table 9.4: Courts available for community use by ownership/management*

<b>Sports club courts</b>	<b>Council courts</b>	<b>Education courts</b>
54	25	71

# BRADFORD PLAYING PITCH STRATEGY ASSESSMENT REPORT

---

## ***Security of tenure***

No clubs that responded to consultation express concerns in regards to security of tenure. In principle, all clubs are happy with the agreements currently in place, whether that is through ownership, an annual rental agreement or a long-term lease arrangement.

## ***Floodlighting***

Floodlit courts enable use throughout the year and are identified by the LTA as being particularly key for club development. There are 25 floodlit courts in Bradford, as found at the following sites:

- ◀ Bradford Academy
- ◀ Salts (Saltaire) Sports Association
- ◀ The Zara Sports Centre
- ◀ University Academy Keighley
- ◀ University of Bradford
- ◀ Heaton Tennis & Squash Club
- ◀ Ilkley Lawn Tennis & Squash Club

As previously mentioned, Beckfoot & Bingley TC report applying for funding to resurface the courts and provide floodlighting at Bingley Congregational Cricket Club in 2016, however, it was unsuccessful.

## ***Court type***

The majority of community available courts across Bradford have a macadam surface (72%). The estimated lifespan of a macadam court is ten years, depending on levels of use and maintenance levels. To ensure courts can continue to be used beyond this time frame, it is recommended that a sinking fund is put into place for eventual refurbishment. The LTA reports that this should cost £1,200 a year per macadam court (which includes on-going maintenance costs). In comparison it indicates an approximate sinking fund of £1,800 needed to refurbish an artificial court surface or one floodlit macadam court.

The remaining courts are either grass (19 courts or 13%), clay (four courts or 2%), artificial grass (seven courts or 5%), acrylic (seven courts or 5%); or tarmac (five courts or 3%). In regard to artificial provision, the surface type generally allows for greater levels of access, especially during inclement weather spells, as well as requiring less frequent maintenance. Nevertheless, the cost of resurfacing the courts is more expensive despite the lifespan being similar.

## ***Ancillary provision***

The only club through consultation to report plans to improve ancillary facilities is Salts TC. The Club indicates plans to redecorate its clubhouse facilities at Salts Sports Association (Saltaire) as it is need of modernisation. All remaining clubs indicate the facilities they access at their home sites as being either standard or good quality.



# BRADFORD PLAYING PITCH STRATEGY ASSESSMENT REPORT

For non-club courts, the ancillary provision is generally considered to be problematic. Some offer changing facilities but are of a poor quality, whilst other sites either do not provide changing facilities or provide them too far away from courts to be used. Most often, the facilities service football and cricket pitch users and therefore are not readily available or suited to tennis court users. Insight from the LTA indicates good quality ancillary facilities such as toilets, changing rooms and cafes encourage players to visit community available provision and stay for extended periods of time. Therefore, a potential way to increase usage of such provision would be to invest and sustain suitable ancillary amenities.

## 9.3: Demand

### *Competitive tennis*

There are nine tennis clubs in Bradford which collectively account for 2,298 members, as shown in the table below.

*Table 9.5: Summary of club membership*

Name of club	Number of members		Total
	Seniors	Juniors	
Beckfoot & Bingley TC	45	3	48
Ben Rhydding TC	20	-	20
Eldwick TC	73	21	94
Heaton TC	500	200	700
Ilkley TC	-	-	1,275
Riddlesden TC	65	15	80
Salts TC	117	38	155
St Peters TC	40	6	46
Undercliffe TC	20	-	20
<b>Total</b>			<b>2,438</b>

It should be noted that Undercliffe TC is reported to be in danger of folding. This would result in some unmet demand; however, it is considered that the majority of demand will become members of other tennis clubs in the District.

Membership at Ilkley Lawn Tennis & Squash Club is capped at a total of 2,500 from both tennis and gym members; impacting the number of members that Ilkley TC can have. However, as part of the LTA funding for the venue, the courts on site do support coaching from other local clubs, although none of these clubs are based in Bradford District.

Membership data for Eldwick TC and St Peter's TC was provided by the LTA.

### **Bradford District Tennis Association**

Bradford District Tennis Association, more widely known as Bradford Parks Tennis League; is a club based league structure which teams in and around Bradford District participate. The League consists of four senior men's divisions; three senior ladies' divisions and two junior divisions (U18 and U15). Clubs may enter teams in to various divisions; with matches played on a home and away basis.



# BRADFORD PLAYING PITCH STRATEGY ASSESSMENT REPORT

The League provides consistently competitive fixtures for all participants in addition to any cup or friendly fixtures arranged by individual clubs. As the name suggests, the League originally had teams located at local authority sites; with teams entered by informal clubs. A decrease in casual participation, linked to the reduction in court quality, meant that teams based at local authority sites ceased to be entered in to the League.

## ***Latent demand***

Sport England's Market Segmentation Tool enables an analysis of 'the percentage of adults that would like to participate in tennis within Bradford but are not currently doing so. The tool identifies latent demand of 8,933 people, 1,065 (11.9%) of which are within the segment 'Leanne – supportive singles'.

Latent demand across Bradford is actually higher than current levels of active participation. This suggests that there is a large body of players that would like to play if a number of barriers were addressed. LTA insight suggests that 18% of the five million players that pick up a racket nationally each year would play more often if key barriers such as poor promotion of opportunities to get on court, unclear booking journeys (especially those that are 'off line') and low quality facilities were addressed. Therefore, there is a clear opportunity to work with the Council to address these barriers amongst council operated sites, whilst also bettering understanding of court usage at these sites

Notwithstanding the above, none of the tennis clubs in Bradford that responded to consultation requests report that they are at capacity, with all clubs willing to accept new members. As such, it is considered that anyone within the District that would like to start participating could do so at the clubs and courts already in existence.

## ***Future demand***

Only three clubs in Bradford indicate plans to increase membership, equating to an additional 45 junior and 28 senior members. Ilkley TC report operating close to capacity and it is therefore not actively seeking to actively increase participation levels instead it indicates plans to grow organically.

*Table 9.6: Potential future demand identified by clubs*

<b>Club</b>	<b>Senior future demand</b>	<b>Junior future demand</b>	<b>Total future demand</b>
Ben Rhydding TC	16	-	<b>16</b>
Heaton TC	20	30	<b>50</b>
Salts TC	8	15	<b>23</b>
<b>Total</b>	<b>28</b>	<b>45</b>	<b>73</b>

It is important to note that club aspirational future demand cannot account for specific targeted development work within certain areas or focused towards certain groups, such as NGB initiatives such as Parks tennis, Tennis for Kids, Tennis for Free or the Great British Tennis Weekend. These programmes can be implemented throughout Bradford in order to access the substantial amounts of identified latent demand.

# BRADFORD PLAYING PITCH STRATEGY ASSESSMENT REPORT

---

## ***Tennis for Kids***<sup>33</sup>

Tennis for Kids is a six week coaching offer for children that have never played tennis before and is identified as a priority by the LTA. For £25, kids get six weeks coaching by an LTA Accredited coach, along with a free racket, pack of balls and personalised t-shirt so that they can continue playing. To date nearly 25,000 kids have participated in the Tennis for Kids programme this year.

Both Heaton TC and Salts TC are planned to deliver the programme, including some activity at park sites if suitable, with Northcliffe Park and Lister Park both potential sites.

## ***Tennis for Free***<sup>34</sup>

Tennis for Free is a community sports charity that work in partnership with the LTA. The charity delivers free, fully inclusive weekly coaching sessions for all ages and abilities in local communities across the UK, especially those in low income areas. Tennis for Free offer a package for local authorities and court operators that includes financial support for local LTA Accredited coaches to deliver the sessions, tennis equipment for attendees and coaches and promotional support. Sessions are typically delivered across three courts, although the charity have recently launched 'Tennis for Free Lite', to unlock the large number of two court community venues that could benefit from the offer. Through its offer it aims to:

- ◀ Reinvigorate under-used public facilities
- ◀ Make tennis a sport for all
- ◀ Make tennis more financially accessible in the UK
- ◀ Improve the physical and mental wellbeing of local communities through tennis.

## ***Great British Tennis Weekend***<sup>35</sup>

The Great British Tennis Weekend (GBTW) is an LTA initiative which all registered venues can access. Clubs have the ability to sign up to host a GBTW open day, which are free of charge, and create a relaxed and welcoming environment for those new to tennis to participate. This in turn can potentially lead to the clubs attracting new members.

The LTA hosts two dedicated GBTWs a year which are the UK's biggest public tennis event. Venues are able to run additional events outside these dates and will benefit from their events being promoted on the national LTA campaign website. All clubs running a GBTW Open Day are asked to promote a follow on offer to all attendees, such as a reduced rate introductory membership or a number of free coaching sessions, to encourage people to continue playing after the event.

## ***Parks Tennis Leagues***

Parks Tennis Leagues are less formal in comparison to established club play, offering greater flexibility and an opportunity for all abilities to engage in competition at local venues. They are run by local tennis leagues which affiliate to the LTA and are available to all aged 18 years and above, with admin and support based online. Players are organised into mixed sex leagues of eight based on similar ability levels, with matches arranged between the two players at whatever time and park court is agreed. The flexibility of play is conducive to use of park sites which are typically more easily available.

---

<sup>33</sup> <https://clubspark.lta.org.uk/tennisforkids>

<sup>34</sup> <https://www.tennisforfree.com/index.php>

<sup>35</sup> [www.lta.org.uk/gbtw](http://www.lta.org.uk/gbtw).

# BRADFORD PLAYING PITCH STRATEGY ASSESSMENT REPORT

---

There is capacity to develop a Park Tennis Leagues within Bradford; however, this would need to coincide with the development of an online booking system to ensure players can reserve their courts to ensure fixtures can regularly occur.

## **Serves**

SERVES is a community-based programme designed by the Tennis Foundation to tackle some of the issues faced by people in disadvantaged communities, such as high levels of unemployment, poor health prospects, physical inactivity and low self-esteem. It does this by bringing tennis into the heart of these communities, giving young people the chance to develop valuable life skills, both on and off the tennis court, which in turn builds their confidence, health and employment prospects. After a successful three year pilot, the programme is now being scaled up across the Country.

At present there are five live SERVES sites, namely Girlington Community Centre, Grange Interlink, Shapla Sports Initiative, Sunnah Sports Academy Trust and Khidmat Centre. A sixth centre, Zara Sports Centre & Collective Vision, was due to be a venue but this is currently considered inactive. All active sites in Bradford District are supported by two partners Sporting Equals and 20:20 Foundation, led by Starr Zaman.

The programme is specifically targeting sessions to be delivered in a range of settings including faith centres, community centres and youth centres. Sessions commenced in April 2018, in the District, and up to June 2018 had delivered 95 sessions, providing 131 hours of community tennis to 1310 participants. The majority of participants have been aged between eight and 12 years old; and of Asian ethnicity.

## **Informal tennis**

It is considered that all courts in Bradford that are not accessed by clubs have spare capacity for a growth in demand, although this is difficult to quantify as use is not recorded at every site due to many being open access. The venue management software Clubspark, developed by Sportslabs in partnership with the LTA, could be explored at education and park times in order to track court usage.

### *LTA Clubspark*

The LTA has recently developed a venue management system called Clubspark in order to improve the customer journey for people wanting to get on court at a club, community and education sites.

Instead of providing open access, an online booking system (Clubspark) allows members and pay and play users (where relevant) access through the use of a fob or access code system via electronic gates. Not only does this deter misuse use of courts but it also allows genuine tennis participation to be more effectively tracked and monitored, thus providing data on how well and how often courts are being accessed and used. This online booking system sends an automated email as evidence as part of a self-policing system for managing court bookings.

Nationally, the LTA reports that over 2,000 hours of court time were booked in 2016 by a database of over 2,000 people held on Clubspark. Another advantage of securing access is to make tennis courts revenue generating rather than open access, with the income generation forming a sinking fund for the repair and eventual resurfacing of the courts at each site, thus making courts more sustainable in the long-term.

# BRADFORD PLAYING PITCH STRATEGY ASSESSMENT REPORT

## 9.4: Supply and demand analysis

The LTA suggests that a non-floodlit hard court can accommodate 40 members whereas a floodlit hard court can accommodate 60 members. For air domed courts, membership of 100 is considered applicable and permanent indoor courts can accommodate 200 members. It should be noted that the abovementioned figures relate to LTA viability guidelines for clubs and are not the maximum capacity. The figure relates to what most clubs, based on the level of provision, would find sustainable.

Using these figures, the table below analyses whether or not courts currently in use by clubs are sufficient to meet both current and future demand. Club membership, where known and club home site capacity is summarised in the table below.

*Table 9.7: Summary of supply and demand*

Site ID	Club name (site)	Analysis area	Current demand (members)	Future demand (members)	Recommended site capacity (members)	Capacity rating (members)
914	Heaton TC (Heaton Tennis & Squash Club)	Bradford West	700	50	880	130
210	Undercliffe TC (University of Bradford)	Bradford West	20	-	240	220
916	Ilkley TC (Ilkley Lawn Tennis & Squash Club)	Keighley	1,275	-	1,360	85
917	Riddlesden TC	Keighley	80	-	120	40
182	Salts TC (Salts Sports Association Saltaire)	Shipley	155	23	200	22
915	Eldwick TC	Shipley	94	-	80	14
918	St Peters TC (St Peter's Church)	Shipley	46	-	120	74

As grass and clay courts are only available for 12 weeks of the year they are not included in the above analysis. This means that the clay/shale courts Bingley Congregational Cricket Club; and grass courts at Ben Rhydding Sports Club and Ilkley Lawn Tennis & Squash Club have not been included. This being said the clubs which access these sites (Beckfoot & Bingley TC, Ben Rhydding TC and Ilkley TC) report provision is suitable for their current and future levels of demand.

Capacity analysis of club sites shows that there is sufficient capacity to accommodate current and future demand at all but one of club home venue. There is a shortfall of capacity at Eldwick Tennis Club; but this does not equate to either a shortfall in the Shipley Analysis Area or in Bradford District as a whole.

Notably, no clubs are based in either the Bradford East or Bradford South analysis areas which may be where much of the District's latent demand is located.

# BRADFORD PLAYING PITCH STRATEGY ASSESSMENT REPORT

## 9.5: Conclusion

There is a sufficient supply of courts at most club sites across Bradford; however, there is a need for further exploration in regard to the two sites where clubs have not been included in the supply and demand analysis due to court type (Beckfoot & Bingley TC and Ben Rhydding TC). In addition, there is a need to assist clubs with any development plans regarding court quality and ancillary facilities, particularly Undercliffe TC which may be at risk of folding in the near future. Installing floodlights on one court at Eldwick Tennis Club would be sufficient to eliminate the shortfall at this site.

Club courts which are unavailable for pay and play could consider allowing casual use to maximise spare capacity and generate additional income.

All remaining publicly available non-club courts are deemed to have spare capacity. When this is accompanied by the substantial amount of expressed latent demand there is a clear need to actualise further usage of these courts. Therefore, the focus should be on improving court quality as well as providing a smoother booking system for potential users which can be achieved through programmes such as Clubspark. LTA initiatives such as Tennis for Kids, Tennis for Free and the Great British Tennis Weekend can also be used by the three councils at these sites to encourage the increase of tennis participation both competitively and recreationally.

### Tennis summary

- ◀ **There is currently sufficient supply of tennis courts in Bradford District to meet current and future club demand expressed.**
- ◀ **However, most Council managed courts in the District are of poor quality which is likely to result in the high levels of latent demand expressed.**
- ◀ **There is a need for further exploration regarding two sites where clubs have not been included in the supply and demand analysis due to court type (Beckfoot & Bingley TC and Ben Rhydding TC).**
- ◀ There is a total of 164 tennis courts identified in Bradford located across 42 sites including sports clubs, councils and schools. Of these, 150 courts (91%) are categorised as being available for community use across 39 sites.
- ◀ The majority of courts available for community use are located in the Keighley Analysis Area hosting 49 courts (33%), in contrast the Bradford East Analysis Area has just nine courts (6%) available for community use.
- ◀ In addition, Heaton Tennis & Squash Club hosts three indoor courts, whereas, Ilkley Lawn Tennis & Squash Club has five two indoor courts.
- ◀ Of provision that is available for community use, most courts (57 or 38%) are rated as standard quality. This is followed by 53 courts (35%) rated as good quality and 40 courts (27%) are rated as poor quality.
- ◀ Management across the District sees most provision (47%) located at education sites this is followed by sports clubs or community organisations with 36% or 54 courts. The least amount of provision (17%) is based at council sites.
- ◀ Salts TC indicate plans to redecorate its clubhouse facilities at Salts (Saltaire) Sports Association as it is need of modernisation.
- ◀ There are nine tennis clubs in Bradford which collectively account for 2,438 members.
- ◀ Only three clubs in Bradford indicate plans to increase membership, equating to an additional 45 junior and 28 senior members.
- ◀ Latent demand across Bradford is higher than current levels of active participation with Sport England's Market Segmentation Tool identifying latent demand of 8,933 people, 1,065 (11.9%) of which are within the segment 'Leanne – supportive singles'.

# BRADFORD PLAYING PITCH STRATEGY ASSESSMENT REPORT

---

## PART 11: ATHLETICS

### 10.1: Introduction

Athletics is administered across the United Kingdom by UK Athletics (UKA), including responsibility for developing and implementing the rules and regulations of the sport, anti-doping protocol, health and safety, facilities and welfare, training and coach education and permitting and licensing.

Locally, the sport is currently governed through England Athletics (EA) and many of the functions EA delivers to support clubs locally is through the Club Support Manager (CSM) network. The role of the CSM is to work strategically to provide high-quality support and guidance to a number of affiliated clubs and groups in the area. This work is to support clubs in building long-term sustainable structures and high-quality environments for current and new members and the wider local community.

There are 12 CSMs, each responsible for a large geographical area that contains around 150 clubs. The CSM for Bradford covers the regions of West Yorkshire and South Yorkshire.

#### ***Consultation***

There are four clubs in Bradford District offering track & field competition, whilst a further eight clubs offer participants formal running opportunities. Two of the track and field clubs were met with face to face whilst a third completed an online survey; in addition, four of the running clubs completed and returned the survey; resulting in a response rate of 58%.

### 10.2: Supply

There are currently two 400m athletics tracks in Bradford; the Horsfall Stadium (Bradford South Analysis Area) and one at University Academy Keighley (Keighley Analysis Area). In addition, there is a four lane 120m synthetic track at Beckfoot and Hazelbeck School, which is accessed by Bingley Harriers & AC.

The track facility at Horsfall Stadium, used by Bradford Airedale AC, is a six lane, 400m track and is fully floodlit. As well as track disciplines the site accommodates an adult football pitch on the infield. The establishment of a new spectator stand and shop on the site has rendered the site unable to accommodate throwing events, whilst the jumping provision is considered unsafe by the Club.

The site is rented by Airedale AC on an annual basis, whilst Bradford Park Avenue FC also rents from the Council.

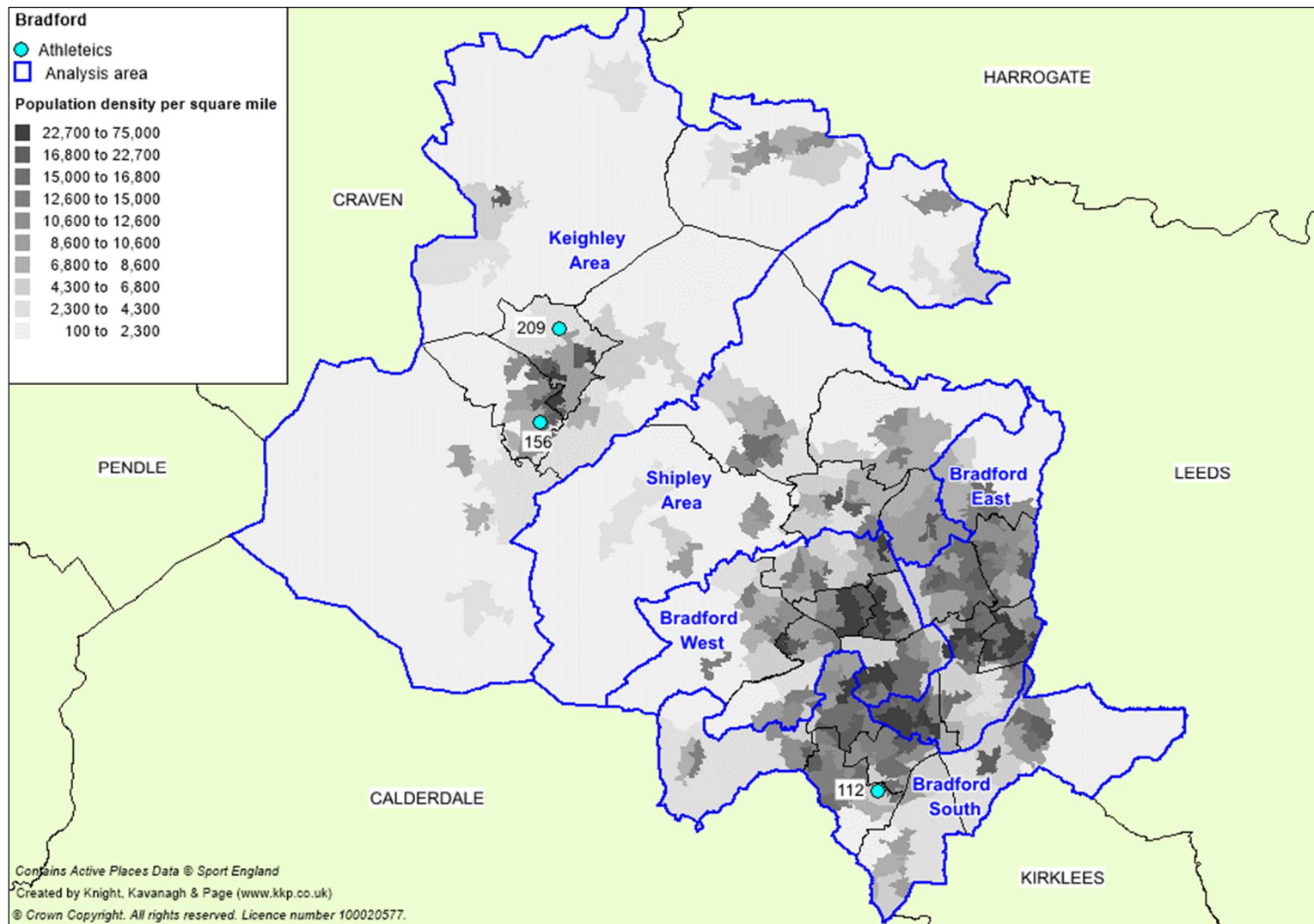
The track does not hold full UKA certification (able to host competition at all permit levels in all events) but could hold a part UKA certification (able to host competition at all permit levels but with some event exceptions), provided that the quality of the track was improved and that field events could safely take place on site. Improvements to ancillary provision would also be required.

The track at University Academy Keighley is an eight lane 400m synthetic track which has part UKA certification. The infield of the track is a full size 3G pitch meaning that the site is unable to accommodate throwing events. Ancillary provision on site is limited to those located inside the school building; and are unavailable for the majority of external lets.



# BRADFORD PLAYING PITCH STRATEGY ASSESSMENT REPORT

Figure 10.1: Map showing athletics facilities in Bradford District





# BRADFORD PLAYING PITCH STRATEGY ASSESSMENT REPORT

---

## ***Quality***

The track at Horsfall Stadium is considered poor quality, requiring resurfacing along with an improved maintenance programme. The track is reported to have deteriorated over recent years with significant impact from motor vehicles driving on the track to clear snow of the football pitch or for car parking. The track is considered to be slippery throughout the winter months, anecdotally resulting in numerous injuries; this has resulted in Airedale AC's link with the University of Bradford ceasing.

Issues have arisen with grass cuttings from the football pitch and fallen foliage from overhanging trees is frequently left to decompose on the track, resulting in significant moss growth.

The area used for jumping events is significantly damaged, due to the site having been subject to industrial vehicles used to remove snow from the football pitch and surrounding areas resulting in the synthetic surface being torn and ripped. The poor quality of this area has meant that Airedale AC no longer offers training for jumping events at the site over safety concerns.

The track at University Academy Keighley is considered good quality, although the presence of the 3G pitch on the infield, along with a low surrounding fence of said pitch, means that the track and pitch cannot be used concurrently.

The facility at Beckfoot and Hazelbeck School is considered standard quality, requiring improved maintenance. A lack of floodlighting on the site, due to planning restrictions, means that the facility is only accessed during the summer months when daylight hours allow evening use.

## ***Informal facilities***

In addition to the two formal synthetic tracks provided in Bradford District, there are also a number of tracks marked on school playing fields. These are commonly marked on grass pitches throughout the summer term, enabling schools to offer students track and field sessions.

## ***Ancillary provision***

Ancillary provision at Horsfall Stadium is poor quality requiring significant modernisation. Airedale AC reports that the ancillary provision is basic and as a result is infrequently used by the Club. The facilities do not provide disabled facilities which has caused issues for some members.

Car parking provision on site is limited and shared with Bradford Park Avenue FC, with the football club also having significant ancillary facilities on site.

As mentioned previously, ancillary facilities at University Academy Keighley are located within the school buildings and are limited to changing provision only. These facilities are not usually available for external lets but can be hired at an additional cost. There is no clubhouse facility on site.

Bingley Harriers & AC accesses ancillary provision at Bradford & Bingley Sports & Social Club where it is a residing member. The site provides changing provision and social space from which the Club can host events to raise funds.

# BRADFORD PLAYING PITCH STRATEGY ASSESSMENT REPORT

---

## ***Ownership/management***

All track sites are rented by clubs, with Horsfall Stadium owned by the Council and leased to Bradford Park Avenue Community FC. The football club manages bookings for the site, but the Council retains responsibility for maintaining the track. It is understood that a service level agreement is in the process of being agreed between the Football Club and Airedale AC; for the latter to retain its access to the site.

Tracks at University Academy Keighley and Beckfoot and Hazelbeck School are owned and managed by respective Academy trusts.

## **10.3: Demand**

Bradford has four track and field athletics clubs; Airedale AC, Bingley Harriers & AC, Keighley & Craven AC and Ilkley Harriers AC. In addition, there are eight prominent running clubs based within the District and numerous events held such as Parkrun and the Bradford City Runs.

### ***Airedale Athletics Club***

Airedale AC currently has 44 members, of which 22 are juniors. The Club competes in regular events and is primarily based at Horsfall Stadium. Club sessions take place on Tuesday and Thursday evenings, whilst a Sunday morning session is also available for members to attend.

As Horsfall Stadium track is not certified for competition the Club is displaced outside of the District, to Calderdale. The Club reports that it previously has a link with University of Bradford, providing some coaching for student athletes; however, the poor quality of the track meant that university participation ceased. It works cooperatively with Queensbury Runners and Leeds & Bradford Triathlon Club, both of which, also occasionally access the track facility, to provide coaching and opportunities to less frequent track and field athletes. There is not a waiting list to join the Club.

### ***Bingley Harriers & Athletics Club***

There are 450 members of Bingley Harriers & Athletics Club, the majority of which, are senior men. The Club also reports that there are additional junior participants, however, the Club does not require juniors to become formal members until they take part in formal competitions. There has been a slight decline in membership although attendance at junior sessions has increased.

The Club reports that sourcing a sufficient number of coaches and volunteers for session can be an issue, but aspires to continue to grow participation levels further and is in the process of establishing satellite clubs based at local secondary schools to feed in to the junior section.

As previously mentioned, the Club is based at Beckfoot and Hazelbeck School for training, accessing a shorter 120m track. This is not considered ideal but given the site's proximity to its home venue (Bradford & Bingley Sports & Social Club). It is reported that the Club would prefer to have a formal, synthetic track facility at Bradford & Bingley Sports & Social Club provided it could fit on the site; but is aware that the costs of creating this facility type may be prohibitive.

# BRADFORD PLAYING PITCH STRATEGY ASSESSMENT REPORT

---

## ***Ilkley Harriers Athletics Club***

Ilkley Harriers AC offers its 724 members opportunities to take part in track and fields, cross country, road running; and hill and fell running. Given the size of the Club the senior and junior sections operate with relative independence, whilst maintaining a pathway for junior athletes to continue to participate in adulthood.

The senior section of the Club is based at Ilkley Grammar School Playing Fields, adjacent to Ben Rhydding Sports Club, which is used as a meeting point. Membership of the senior club has remained the same over recent years whilst the junior section has increased its membership from 344 members in 2014 to 404 junior members this year (2018).

The junior section of the Club is also based at Ilkley Grammar School playing fields, but also uses indoor facilities at the main school site and at Ghyll Royd School. It is predicted that club membership will continue to grow, in both sections, in the coming years.

## ***Keighley & Craven Athletics Club***

Keighley & Craven AC offers its 396 members opportunities to take part in a variety of running formats including track & field. The Club is primarily based at University Academy Keighley, renting the track from the Academy Trust on an annual basis.

Club sessions take place at the School site on Tuesday and Thursday evenings from 6.30 to 7.30pm. Sessions are open to senior and junior members, as well as to prospective athletes wishing to take part. The Club does not have a waiting list.

## ***Running Clubs***

In addition to the above clubs offering track and field the following running clubs also operate in Bradford District, providing participants with the opportunities to try road running, cross country running, hill and fell running, race walking, triathlons and trail running<sup>36</sup>.

- ◀ Baildon Runners – CC, RR, H&F
- ◀ Eccleshill Road Runners – CC, RR, H&F
- ◀ Idle AC – CC, RR, H&F
- ◀ Leeds & Bradford Triathlon Club – CC, RR
- ◀ One in a Million AC – CC, RR
- ◀ Queensbury Running Club – CC, RR
- ◀ Saltaire Striders – CC, RR
- ◀ Wharfedale Harriers – CC, RR, H&R

---

<sup>36</sup> CC = Cross Country, RR = Road Running, H&F = Hill & Fell, RW = Race Walking, TR = Trail Running

# BRADFORD PLAYING PITCH STRATEGY ASSESSMENT REPORT

---

## ***Parkrun***

Parkrun is a series of weekly five kilometre (k) runs held on Saturday mornings in areas of parks and open space across 850 locations in 12 countries including the UK. They are open to all, free, and are safe and easy to take part in. Parkrun events are all ability runs open to all aged 14 years and older, whilst there are shorter 2k Junior Parkrun events available on Sunday mornings for runners aged four to fourteen years old. In order to take part, runners must first register online in order to receive a printed barcode which gives them access to all Parkrun events.

Parkrun actively promotes local clubs as part of its weekly events in order to advertise them to runners who may potentially be interested in joining a club, whilst approximately 10% of current Parkrun participants are already associated to running clubs. It is common for local clubs to also support Parkrun events through volunteering.

At present, there are two adult Parkrun events in Bradford, located at Horton Park and Lister Park. There are also Parkrun events in neighbouring local authorities which may service some Bradford demand, in Skipton (Craven), Oakwell Hall (Kirklees) and Brighouse (Calderdale).

There is a Junior Parkrun event at Roberts Park, which has taken place 123 times by a total of 1,521 runners. Alternative Junior Parkrun events based in neighbouring local authorities, potential servicing Bradford demand, are located in Brighouse (Calderdale) and Bramley (Leeds).

## ***Couch to 5k***

Couch to 5k is a national health initiative promoted by the National Health Service (NHS) to encourage absolute beginners get into running as part of establishing and maintaining an active and healthy lifestyle including regular exercise.

The plan consists of three runs per week and a day of rest in between, with a different schedule for each of the nine weeks to completion. It starts with a mix of running and walking, to gradually build up fitness and stamina, in order to create realistic expectations and a sense of achievability to encourage participants to stick with it. The end goal of the plan is for the participant to be able to run 5k.

Through the Couch to 5k plan the NHS particularly promotes the health benefits of running and regular exercise which underpin the initiative, such as improved heart and lung health, weight loss and possible increases in bone density which can help protect against bone diseases such as osteoporosis. This also includes mental benefits of running through goal setting and challenge setting, which can help boost confidence and self-belief. Furthermore, running regularly has been linked to combating depression.

It is believed that an increase in people running through the Couch to 5k plan may increase interest and possibly have a knock-on effect leading to increased demand at running groups and clubs as people may wish to continue develop their running further.

# BRADFORD PLAYING PITCH STRATEGY ASSESSMENT REPORT

---

## ***RunTogether***

RunTogether is an official England Athletics recreational running project which aims to get the whole nation running. The role of RunTogether is to provide enjoyable, supportive and inclusive running opportunities across England in the form of set routes, running groups and access to programmes such as Find a Guide and Mental Health Ambassadors. The closest RunTogether group to Bradford is Farsley Flyers, based at Farsley Celtic AFC (Leeds).

## ***Bradford City Runs***

Bradford City Runs is Bradford's Annual Festival of Running, with participants able choose which distance to run 5K, 10K or a half marathon; there is also a special Kid's Mile Run. All races are timed and held on closed, traffic free roads in the City centre.

The event is organised by the Council in conjunction with local clubs; and is supported by local schools and professional sports clubs.

## ***Future demand***

England Athletics reports that there is generally a current growth being experienced in relation to athletics and running.

In addition to future demand expressed by Bingley Harriers & AC and Ilkley Harriers AC, it is to be expected that the popularity of the Parkrun events and Bradford City Run events, as well as demand for RunTogether groups, will increase in the future following national trends.

Sport England's Market Segmentation Tool<sup>37</sup> enables an analysis of 'the percentage of adults that would like to participate in athletics within Bradford but are not currently doing so'. The tool identifies demand of 10,688 people, of which the largest amount, 1,438 (13.5%), within the segment is 'Leanne – supportive singles.

## **10.4: Supply and demand analysis**

It is considered that in order for athletics track to be sustainable, a club membership of 200 is required; however, a number of other factors should also be considered. The shorter track facility at Beckfoot and Hazelbeck School is operating above this threshold with 450 members, indicating that this should be protected as it represents not only a well-used facility for track and field athletics but also has a variety of other users including for cycling and football.

Although membership of Airedale AC does not meet the threshold to make the track at Horsfall Stadium sustainable, the size of Bradford District and other track facilities being based in the Keighley Analysis Area mean that the track should be protected given its value to the wider community in the south of the District. Improvements should be made to the track quality to encourage use, whilst user clubs should be provided with formal, long term, community use agreements to provide security of tenure.

In addition to the tracks, focus should be placed on sustaining and increasing the popularity of the wider running market and multi-discipline running clubs (Baildon Runners, Eccleshill Road Runners, Idle AC, Leeds & Triathlon Club, One in a Million, Queensbury Running Club, Saltaire Striders, Wharfedale Harriers), including driving participation in running events taking place within Bradford as well as the growth of initiatives such as RunTogether groups.

---

<sup>37</sup> See Appendix 2

# BRADFORD PLAYING PITCH STRATEGY ASSESSMENT REPORT

---

## Athletics summary

- ◀ **Key priority for formal athletics facilities should be to secure long-term tenure and management responsibility for Bradford athletics clubs through formal agreement, thus giving the Club confidence to invest in improving facilities and track quality onsite.**
- ◀ **In addition, a requirement to resurface the track at Horsfall Stadium should be addressed in the shorter term to enable the track to continue to service demand in the south of the District.**
- ◀ There are currently two 400m athletics tracks in Bradford; at Horsfall Stadium and University Academy Keighley. In addition, there is a shorter 1210m track at Beckfoot and Hazelbeck School.
- ◀ The Horsfall Stadium Athletics Track is rated as poor quality; conversely, the tracks at the University Academy Keighley and Beckfoot and Hazelbeck School are rated as standard quality.
- ◀ Bradford four athletics clubs offering participants track and field; plus an additional eight running clubs providing opportunities to take part in a variety of running event types.
- ◀ Airedale AC indicates the track at Horsfall Stadium needs resurfacing due to the decreasing quality.
- ◀ There are two Parkrun events, plus a Junior Parkrun event in Bradford District, with some based in neighbouring local authorities also servicing Bradford demand.



# BRADFORD PLAYING PITCH STRATEGY ASSESSMENT REPORT

---

## APPENDIX 1: SPORTING CONTEXT

The following section outlines a series of national, regional and local policies pertaining to the study and which will have an important influence on the Strategy.

A number of NGB strategies are approaching or beyond their indicated lifespans but should be considered incumbent and applicable until publication of superseding strategies. Notably, the RFU is to publish its new facilities strategy later in 2018, whilst the RFL is also producing an emerging new facilities strategy.

### National context

The provision of high quality and accessible community outdoor sports facilities at a local level is a key requirement for achieving the targets set out by the Government and Sport England. It is vital that this strategy is cognisant of and works towards these targets in addition to local priorities and plans.

#### ***Sport England: Towards an Active Nation (2016-2021)***

Sport England has recently released its new five year strategy 'Towards an Active Nation'. The aim is to target the 28% of people who do less than 30 minutes of exercise each week and will focus on the least active groups; typically women, the disabled and people from lower socio-economic backgrounds.

Sport England will invest up to £30m on a plan to increase the number of volunteers in grassroots sport. Emphasis will be on working with a larger range of partners with less money being directed towards National Governing Bodies.

The Strategy will help deliver against the five health, social and economic outcomes set out in the Government's Sporting Future strategy.

- ◀ Physical Wellbeing
- ◀ Mental Wellbeing
- ◀ Individual Development
- ◀ Social & Community Development
- ◀ Economic Development

#### ***National Planning Policy Framework***

The National Planning Policy Framework (NPPF) sets out planning policies for England. It details how these changes are expected to be applied to the planning system. It also provides a framework for local people and their Councils to produce distinct local and neighbourhood plans, reflecting the needs and priorities of local communities.

The NPPF states the purpose of the planning system is to contribute to the achievement of sustainable development. It identifies that the planning system needs to focus on three themes of sustainable development: economic, social and environmental. A presumption in favour of sustainable development is a key aspect for any plan-making and decision-taking processes. In relation to plan-making the NPPF sets out that Local Plans should meet objectively assessed needs.

## BRADFORD PLAYING PITCH STRATEGY ASSESSMENT REPORT

---

The 'promoting healthy communities' theme identifies that planning policies should be based on robust and up-to-date assessments of the needs for open space, sports and recreation facilities and opportunities for new provision. Specific needs and quantitative or qualitative deficiencies or surpluses in local areas should also be identified. This information should be used to inform what provision is required in an area.

As a prerequisite, the NPPF states existing open space, sports and recreation buildings and land, including playing fields, should not be built on unless:

- ◀ An assessment has been undertaken, which has clearly shown that the open space, buildings or land is surplus to requirements.
- ◀ The loss resulting from the proposed development would be replaced by equivalent or better provision in terms of quantity and quality in a suitable location.
- ◀ The development is for alternative sports and recreational provision, the needs for which clearly outweigh the loss.

In order for planning policies to be 'sound' local authorities are required to carry out a robust assessment of need for open space, sport and recreation facilities.

### ***The FA National Football Facilities Strategy (2018-28)***

The Football Association's (FA) National Football Facilities Strategy (NFFS) provides a strategic framework that sets out key priorities and targets for the national game (i.e., football) over a ten-year period. The Strategy is presently in draft and is due for publication in 2018.

The Strategy sets out shared aims and objectives it aims to deliver on in conjunction with The Premier League, Sport England and the Government, to be delivered with support of the Football Foundation.

These stakeholders have clearly identified the aspirations for football to contribute directly to nationally important social and health priorities. Alongside this, the strategy is clear that traditional, affiliated football remains an important priority and a core component of the game, whilst recognising and supporting the more informal environments used for the community and recreational game.

Its vision is: *"Within 10 years we aim to deliver great football facilities, wherever they are needed"*

£1.3 billion has been spent by football and Government since 2000 to enhance existing football facilities and build new ones. However, more is needed if football and Government's shared objectives for participation, individual well-being and community cohesion are to be achieved. Nationally, direct investment will be increased – initially to £69 million per annum from football and Government (a 15% increase on recent years).

The NFFS investment priorities can be broadly grouped into six areas, recognising the need to grow the game, support existing players and better understand the different football environments:

- ◀ **Improve 20,000 Natural Turf pitches**, with a focus on addressing drop off due to a poor playing experience;

# BRADFORD PLAYING PITCH STRATEGY ASSESSMENT REPORT

---

- ◀ **Deliver 1,000 3G AGP 'equivalents'** (mix of full size and small sided provision, including MUGAs - small sided facilities are likely to have a key role in smaller / rural communities and encouraging multi-sport offers), enhancing the quality of playing experience and supporting a sustainable approach to grass roots provision;
- ◀ **Deliver 1,000 changing pavilions/clubhouses**, linked to multi-pitch or hub sites, supporting growth (particularly in women and girls football), sustainability and providing a facility infrastructure to underpin investment in coaching, officials and football development;  
**Support access to flexible indoor spaces**, including equipment and court markings, to support growth in futsal, walking football and to support the education and skills outcomes, exploiting opportunities for football to positively impact on personal and social outcomes for young people in particular;
- ◀ **Refurbish existing stock to maintain current provision**, recognising the need to address historic under-investment and issues with refurbishment of existing facilities;
- ◀ **Support testing of technology and innovation**, building on customer insight to deliver hubs for innovation, testing and development of the game.

## *Local Football Facility Plans*

To support in delivery of the NFFS, The FA has commissioned a national project. Over the next two years to 2020, a Local Football Facility Plan (LFFP) will be produced for every local authority across England. Each plan will be unique to its area as well as being diverse in its representation, including currently underrepresented communities.

Identifying strategic priorities for football facilities across the formal, recreational and informal game, LFFPs will establish a ten-year vision for football facilities that aims to transform the playing pitch stock in a sustainable way. They will identify key projects to be delivered and act as an investment portfolio for projects that require funding. As such, around 90% of all will be identified via LFFPs. LFFPs will guide the allocation of 90% of national football investment (The FA, Premier League and DCMS) and forge stronger partnerships with local stakeholders to develop key sites. This, together with local match-funding will deliver over one billion pounds of investment into football facilities over the next 10-years.

It is important to recognise that a LFFP is an investment portfolio of priority projects for potential investment - it is not a detailed supply and demand analysis of all pitch provision in a local area. Therefore, it cannot be used as a replacement for a Playing Pitch Strategy (PPS) and it will not be accepted as an evidence base for site change of use or disposal.

A LFFP will; however, build on available/existing local evidence and strategic plans and may adopt relevant actions from a PPS and/or complement these with additional investment priorities.

## ***The FA: National Game Strategy (2018-2021)***

The FA launched its new National Game Strategy in July 2018 which aims to inspire a life-long journey in football for all. To achieve this, the strategy will focus on five key aspects of the game:

- ◀ A high quality introduction to football
- ◀ Developing clubs and leagues
- ◀ Embrace all formats of football and engage all participants
- ◀ Recruit, develop and support the workforce
- ◀ Develop sustainable facilities

# BRADFORD PLAYING PITCH STRATEGY ASSESSMENT REPORT

---

Through these five pillars, The FA's objectives are to:

- ◀ Increase the number of male affiliated and recreational players by 10%.
- ◀ Double the number of female affiliated and recreational players via a growth of 75%.
- ◀ Increase the number of disability affiliated and recreational players by 30%.
- ◀ Ensure affiliated Futsal is available across the country in order to increase the number of Futsal affiliated and recreational players.

The sustainable football facilities should provide support to an agreed portfolio of priority projects that meet National Football Facility Strategy (NFFS) investment priorities.

## **England and Wales Cricket Board (ECB) Cricket Unleashed 5 Year Plan (2016-2021)**

The England and Wales Cricket Board unveiled a new strategic five-year plan in 2016 (available at <http://www.cricketunleashed.com>). Its success will be measured by the number of people who play, follow or support the whole game.

The plan sets out five important headline elements and each of their key focuses, these are:

- ◀ **More Play** – make the game more accessible and inspire the next generation of players, coaches, officials and volunteers. Focus on:
  - ◀ *Clubs and leagues*
  - ◀ *Kids*
  - ◀ *Communities*
  - ◀ *Casual*
- ◀ **Great Teams** – deliver winning teams who inspire and excite through on-field performance and off-field behaviour. Focus on:
  - ◀ *Pathway*
  - ◀ *Support*
  - ◀ *Elite Teams*
  - ◀ *England Teams*
- ◀ **Inspired Fans** – put the fan at the heart of our game to improve and personalise the cricket experience for all. Focus on:
  - ◀ *Fan focus*
  - ◀ *New audiences*
  - ◀ *Global stage*
  - ◀ *Broadcast and digital*
- ◀ **Good Governance and Social Responsibility** – make decisions in the best interests of the game and use the power of cricket to make a positive difference. Focus on:
  - ◀ *Integrity*
  - ◀ *Community programmes*
  - ◀ *Our environments*
  - ◀ *One plan*
- ◀ **Strong Finance and Operations** – increase the game's revenues, invest our resources wisely and administer responsibly to secure the growth of the game. Focus on:
  - ◀ *People*
  - ◀ *Revenue and reach*
  - ◀ *Insight*
  - ◀ *Operations*

# BRADFORD PLAYING PITCH STRATEGY ASSESSMENT REPORT

---

## ***The Rugby Football Union Strategic Plan (2017-2021)***

The RFU has released its new strategic vision for rugby in England. The strategy is based on four main elements which are; Protect, Engage, Grow and Win. It covers all elements of rugby union ranging from elite rugby to grassroots, although the general relevancy to the PPS is centred around growing the game.

The RFU exists to promote and develop rugby union in England and ensure the long-term sustainability of clubs by growing player numbers and retaining them across all age groups. Responding to wider market influences, work will continue on developing new ways to take part in all forms of the game, without comprising the sports traditions.

This will ensure a lasting legacy from elite success by attracting new players and encouraging current male and female adult players to play.

The four key aims to ensure long term sustainability are to:

- ◀ Improve player transition from age grade to adult 15-a-side rugby
- ◀ Expand places to play through Artificial Grass Pitches (AGPs)
- ◀ Engage new communities in rugby
- ◀ Create a community 7's offering

## ***The Rugby Football League Facility Strategy***

The RFL's Facilities Strategy was published in 2011. The following themes have been prioritised:

- ◀ Clean, Dry, Safe & Playable
- ◀ Sustainable clubs
- ◀ Environmental Sustainability
- ◀ Geographical Spread
- ◀ Non-club Facilities

The RFL Facilities Trust website [www.rflfacilitiestrust.co.uk](http://www.rflfacilitiestrust.co.uk) provides further information on:

- ◀ The RFL Community Facility Strategy
- ◀ Clean, Dry, Safe and Playable Programme
- ◀ Pitch Size Guidance
- ◀ The RFL Performance Standard for Artificial Grass Pitches
- ◀ Club guidance on the Annual Preparation and Maintenance of the Rugby League Pitch

Further to the 2011 Strategy detail on the following specific programmes of particular relevance to pitches and facility planning are listed below and can be found via the trust link (see above):

- ◀ The RFL Pitch Improvement Programme 2013 – 2017
- ◀ Clean, Dry and Safe programmes 2013 – 2017

# BRADFORD PLAYING PITCH STRATEGY ASSESSMENT REPORT

---

## ***Rugby League World Cup ‘Inspired by 2021’ Legacy Programme***

The Rugby League World Cup 2021 will develop a £10 million legacy programme with funds driven into local clubs and community projects. The government investment, delivered by Sport England, is part of RLWC 2021’s ambitious plan to grow the sport and make it more visible, engaging and welcoming to current and potential participants.

The funding will be split into large transformational community projects, such as changing room improvements and new artificial grass pitches with the remaining funding used for smaller scale initiatives such as supplying new kit and equipment to promote club and community development. The investment will focus on the following four key areas:

- ◀ Creating welcoming environments
- ◀ Encouraging participation growth
- ◀ Building community engagement
- ◀ Cultivating further investment

## ***England Hockey Strategy***

England Hockey’s Facilities Strategy can be found [here](#).

**Vision:** For every hockey club in England to have appropriate and sustainable facilities that provide excellent experiences for players.

**Mission:** More, Better, Happier Players with access to appropriate and sustainable facilities

The 3 main objectives of the facilities strategy are:

### **1. PROTECT: To conserve the existing hockey provision**

- There are currently over 800 pitches that are used by hockey clubs (club, school, universities) across the country. It is important to retain the current provision where appropriate to ensure that hockey is maintained across the country.

### **2. IMPROVE: To improve the existing facilities stock (physically and administratively)**

- The current facilities stock is ageing and there needs to be strategic investment into refurbishing the pitches and ancillary facilities. England Hockey works to provide more support for clubs to obtain better agreements with facilities providers & education around owning an asset.

### **3. DEVELOP: To strategically build new hockey facilities where there is an identified need and ability to deliver and maintain. This might include consolidating hockey provision in a local area where appropriate.**

England Hockey has identified key areas across the country where there is a lack of suitable hockey provision and there is a need for additional pitches, suitable for hockey. There is an identified demand for multi pitches in the right places to consolidate hockey and allow clubs to have all of their provision catered for at one site.



# BRADFORD PLAYING PITCH STRATEGY ASSESSMENT REPORT

---

## Club participation

Our club market is well structured and clubs are required to affiliate to England Hockey to play in community leagues. As a result, relatively few occasional teams lie outside our affiliation structure. Schools and Universities are the other two areas where significant hockey is played.

Hockey is clearly benefiting from a double Olympic legacy. After Great Britain's women won bronze in front of a home crowd in London in 2012 the numbers of young girls playing the sport doubled and a historic gold in Rio 2016 saw more than 10,000 players promptly joining clubs. These triumphs have inspired the nation to get active and play hockey.

Thanks to the outstanding work of the network of clubs across the country, England Hockey has seen unprecedented growth at both ends of the age range. There has been an 80% increase in the number of boys and girls in clubs, as well as a 54% increase in players over the age of 46.

Hockey clubs have reaped the rewards of the improved profile of the sport, focussing on a link with schools to provide excellent opportunities for young players. Programmes such as Quick sticks – a small-sided version of hockey for 7-11 year olds – in Primary Schools have been hugely successful in allowing new players to take part in the sport from an early age.

The growth in the sport since the eve of London 2012 has been seen across the country, examples being a 110% increase in under 16s club participation in London, and a 111% growth in the North West in the same age bracket.

## *British Tennis Strategy 2019*

The new LTA Strategy includes seven strategies relating to three objectives which are built around the following vision and mission:

**Vision:** tennis opened up

**Mission:** to grow tennis by making it relevant, accessible, welcoming and enjoyable

### Objectives

- ◀ Increase the number of fans on our database from [623,602] to [1,000,000] by 2023.
- ◀ More people playing more often;
  - ◀ Increase the number of adults playing tennis each year from [7.7% (4,018,600)] of the population to [8.5% (4,420,460)], and the frequency of adults playing tennis twice a month from [1.9% (858,700)] of the population to [2.2% (1,000,000)] by 2023.
  - ◀ The number of children playing tennis from [x] to [y] by 2023 (to be finalised December 2018 on publication of Sport England's new Child Participation Survey).
- ◀ Enable 5 new players to break into the top 100 by 2023 and inspire the tennis audience.

### Strategies

1. Visibility -Broaden relevance and increase visibility of tennis all year round to build engagement and participation with fans and players.
2. Innovation - Innovate in the delivery of tennis to widen its appeal.
3. Investment - Support community facilities and schools to increase the opportunities to play
4. Accessibility - Make the customer journey to playing tennis easier and more accessible for anyone
5. Engagement - Engage and collaborate with everyone involved in delivering tennis in Britain, particularly coaches and volunteers to attract and maintain more people in the game.

## BRADFORD PLAYING PITCH STRATEGY ASSESSMENT REPORT

---

6. Performance - Create a pathway for British champions that nurtures a diverse team of players, people and leaders.
7. Leadership - Lead tennis in Britain to the highest standard so it is a safe, welcoming, well-run sport.

### ***England Athletics Strategic Plan – Athletics & Running: for everyone, forever – 2017 and beyond***

This plan sets out England Athletics' mission, vision and strategic priorities that will direct how they work as an organisation during the coming years: what they do and how they will do it.

**Vision:** Make athletics and running the most inclusive and popular sport in England, led by a network of progressive clubs and organisations and supported by a sustainable, respected and trusted governing body.

For England Athletics to achieve this vision, they will focus on three values:

- Pride – taking pride in their work and demonstrating to athletes that they recognise the importance of their role in bettering athletics.
- Integrity – demonstrate integrity to earn respect and to build effective partnerships.
- Inclusivity – promote inclusivity in all their actions.

**Mission:** To grow opportunities for everyone to experience athletics and running, to enable them to reach their full potential.

In order to achieve their mission, England Athletics will have three strategic priorities.

1. To expand the capacity of the sport by supporting and developing its volunteers and other workforce. The target is to achieve a 6% increase every year of licensed leaders, coaches and officials.
2. To sustain and increase participation and performance levels in our sport. To achieve this, England Athletics' current targets are to increase the number of club registered athletes from (149,000 to 172,000), engage 135,000 people through the RunTogether programme and to increase athlete performance levels across all events and disciplines by 1% every year.
3. To influence participation in the wider athletics market. Their target here is to increase the number of regular athletes or runners by at least one million.

# BRADFORD PLAYING PITCH STRATEGY ASSESSMENT REPORT

---

## ***England Athletics Facility Strategy (2018 – 2025)***

The purpose of this document is to set out our long term vision for athletics facilities in England. Facilities form a vital component of the overall England Athletics strategy.

The development, protection and enhancement of facilities will support our strategic plan and help England Athletics contribute to the delivery of the Department for Culture, Media and Sport's Sporting Futures: A New Strategy for Sport and Sport England's strategy Towards an Active Nation. Appropriate facilities help to attract and inspire new participants and provide the foundation and focus for a significant proportion of the England Athletics family.

The England Athletics Strategic Plan notes that the sport increasingly needs to become financially sustainable and that a business-like and innovative approach is a vital component of its future success. Facilities are fundamental, but they are also expensive to create and to maintain. The sport therefore faces a significant challenge to develop, improve and maintain facilities, most of which are currently operated and funded by third parties.

This strategy sets out a challenge to all those involved with the delivery of the sport to be innovative and business like in the operation and development of facilities at a time of financial challenge, as it aims "To create an innovative and inspiring network of sustainable athletic facilities, with the capacity to meet both current and future demand across England".

## ***British Crown Green Bowling Association***

There is no current facility guidance provided by British Crown Green Bowling Association responsible for crown green bowls in England.

<http://bcgba.org.uk/index.html>