

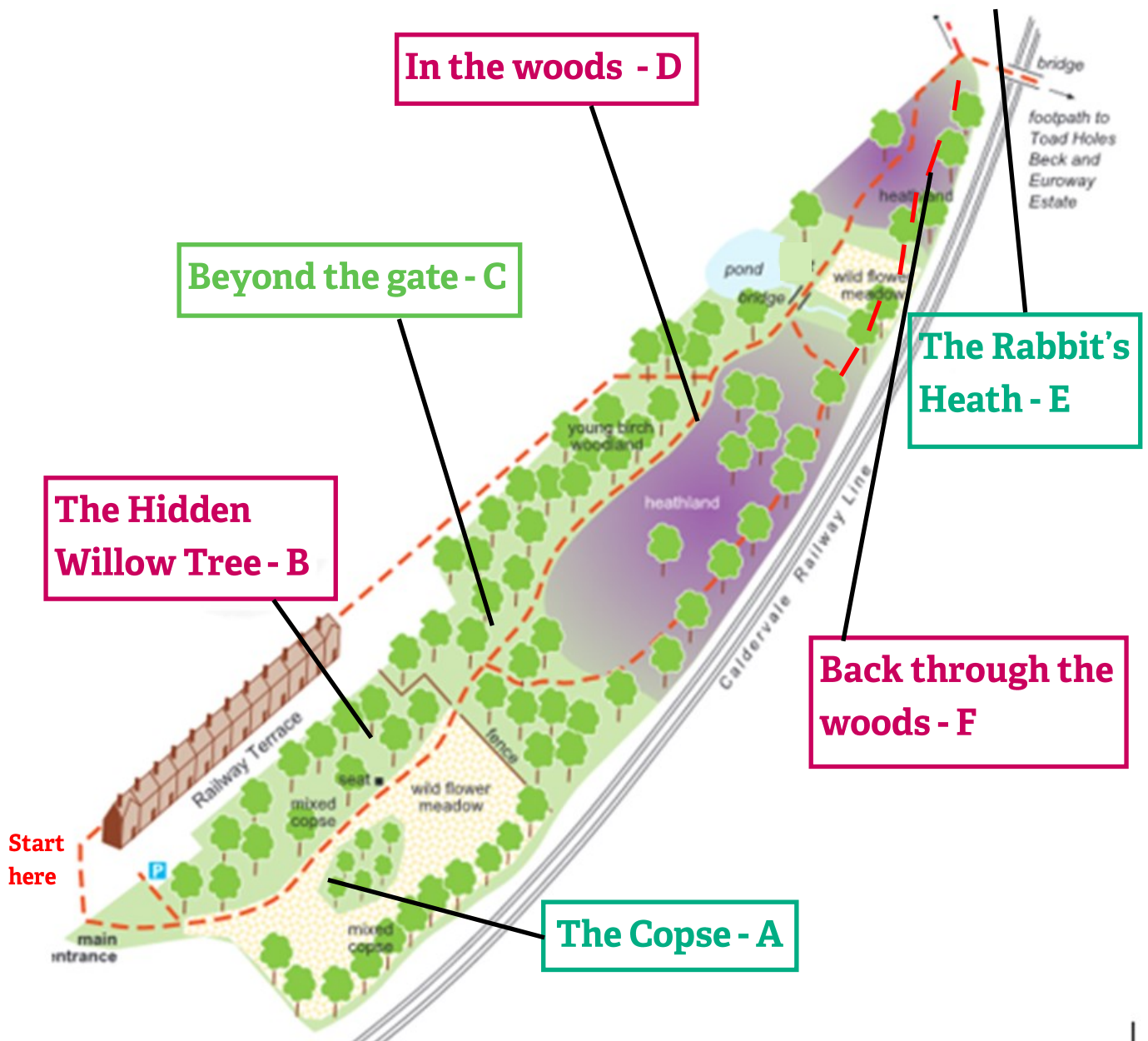
A fungus foray

Raw Nook nature reserve

Try this walk out yourselves and see if you can find the fungus that we found. Use the map and photos to follow the trail, Start the trail at Railway Terrace, off Cleckheaton Rd, BD12 0LT

Things you will need : some outdoor footwear, it is a bit muddy in places

Be Careful : some mushrooms can be poisonous so if you touch any then wash your hands before you eat to avoid an upset stomach



A fungus foray

Raw Nook nature reserve

Try this walk out yourselves and see if you can find the fungus that we found. Use the map and photos to follow the trail

Things you will need : some outdoor footwear, it is a bit muddy in places

Your eyes, fungus comes in all shapes and sizes, in trees, on the ground, on stumps and sticks so explore and keep looking!


The Copse - A

Duck down to enter the woodlands—it looks like you might not get in but there is a secret gap in the trees! (and an exit!)


There are hundreds of **fibrecaps** on the ground and some **whitesaddles** but also look for fungus on sticks : **oysterlings**, **lemon disco**, **twig parachutes**. If you are lucky you might see some bonnets (**common bonnets**, **angel's bonnets** and **burgandydrop bonnets**) as you get further in there is a great display of **clouded funnels** on the ground. And look out for the **deer shield** This copse is a mushroom paradise!



Fibrecaps



Whitesaddle




Oysterling




Lemon Disco



Twig Parachutes




Common Bonnet




Burgandydrop Bonnet




Angel's Bonnet



Clouded Funnel



Deer Shield




Deer Shield

A fungus foray

Raw Nook nature reserve

The Hidden Willow Tree - B

Behind the bench in the meadow you can go into a little wood and there you will find an old willow tree. Around its base and tucked in its branches are some **glistening inkcaps**. When young you can see sparkles on their caps in the sunlight!



Glistening Inkcaps

Beyond the gate - C

Go through the gate and as you look to your right you will see another old willow (it has a curtain of honeysuckle so come back in the summer to visit!) On the willow you will find lots of Angel's Bonnets and look up to see some blushing brackets on the overhead branches. Further exploration round here might mean you come across some poisonpie (not for eating!)

A stump ahead in the path is home to many fairy inkcaps and look for the artist's bracket and more glistening inkcaps on a silver birch stump. And if you peek through the brambles as you walk ahead along the path you will see little yellowing oysterlings growing on the old nettle stems.



Blushing Bracket



Angel's Bonnet



Fairy Inkcaps



Artist Bracket



Poisonpie



Yellowing Oysterlings

A fungus foray

Raw Nook nature reserve

In the woods - D

There is a lot of exploration to be done around here but keep an eye out for these funny looking fungus throughout the woods to your right : **Candlesnuff, pipe club and slenderclub!**



Candlesnuff



Slender Club



Pipe Club

The Rabbit's Heath - E

Once you reach the far end of the nature reserve you will get to a railway bridge. Don't cross over but explore the short grass and flourishing heather that is front of you. Here you can find some **waxcaps** hiding in the grass. There are yellow pipe fungus protruding from the grassland. And under the trees you may find some **fly agaric** mushrooms, a favourite of the fairies! Keep searching and keep an eye out for some **common puffballs**. This area is home to some grassland and heathland mushrooms that are not found anywhere else of the nature reserve.



Heath Waxcap



Meadow waxcap



Fly Agaric




Common Puffballs

Back through the woods - F

Come back into the nature reserve and take the path to your left down the big step. Along this path without having to stray too much we found some **Woolly Milkcaps** some **Ugly Milkcaps**, and some **Coconut Milkcaps**. A Milkcap is easily identified as it exudes a milky substance when cut or bruised. If you missed the **fly agarics** earlier then keep looking through the silver birches and also look out for **earthballs** along the woodland floor. Hope you enjoyed this foray!



Woolly Milkcap



Coconut Milkcap



Woolly Milkcap



Earthball