

Introduction

- 1.1 95 Saltaire residents were interviewed to gauge an indication of their views on a number of issues facing Saltaire. A copy of the questionnaire follows at the end of this section.
- 1.2 There were some non-compliant responses where more than one answer was given to a specific question. These instances have been identified and the calculations adjusted to provide an accurate percentage.

General information

Q1: How long have you lived in Saltaire?

- 1.3 Residents were asked how long they had lived in Saltaire. Out of the 95 people questioned, 11% had lived in Saltaire for 6 or less months; 15% had lived in Saltaire for 6-12 months, 19% had lived there for 1-3 years, 17% for 3-5 years and 39% for 5 or more years.

Q2: Are you an owner-occupier or tenant?

- 1.4 Of the 95 people questioned, 68 (72%) owned their own homes, while 27 (28%) rented, indicating a large proportion of home ownership in the area.

Q3: Including yourself, how many people aged 18 or over live in your household?

- 1.5 There were 94 responses when asked to provide an indication of the ages of the occupants of the houses questioned. Of those houses which had people aged 18 or over live in your household 47 had one person, 46 had two, 1 had three and there were none with 4 or more.

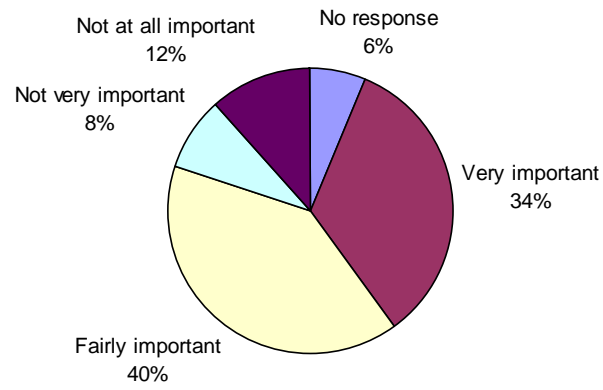
- Q4: And how many young people or children under 18 live in your household?

- 1.6 When asked to provide an indication of the number of young people or children under 18 there were 93 responses. Of these 68 had no young people or children under 18; 22 had one; 2 had two; and 1 had 4 or more. This indicates a fairly high number of houses without children living in them.

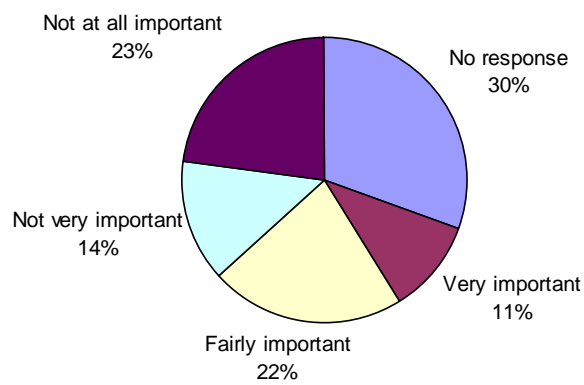
Q5: How important were each of the following in your decision to live here?

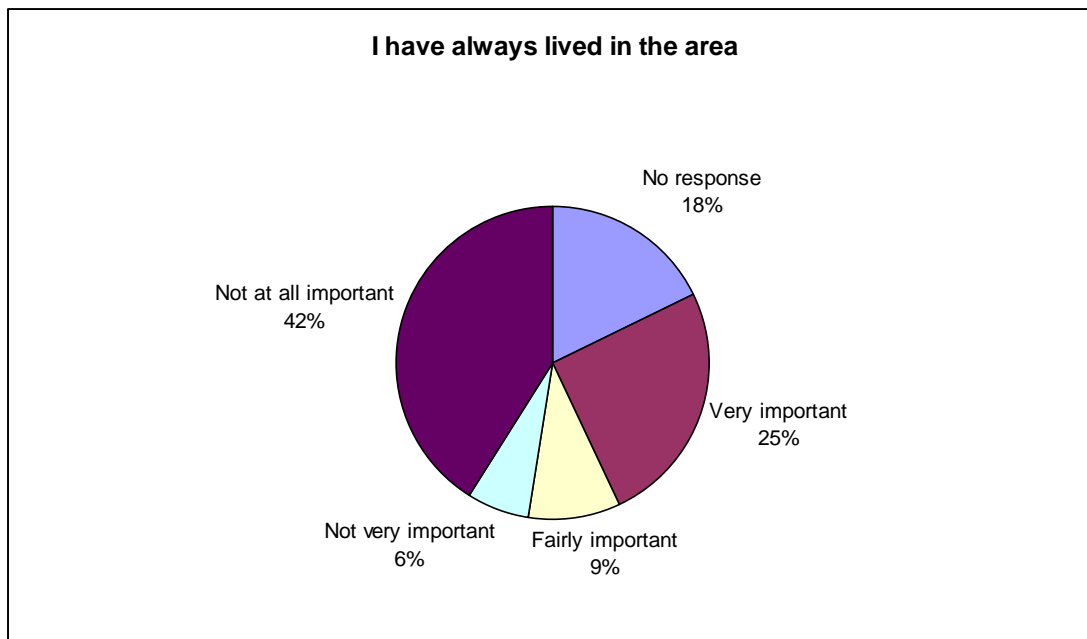
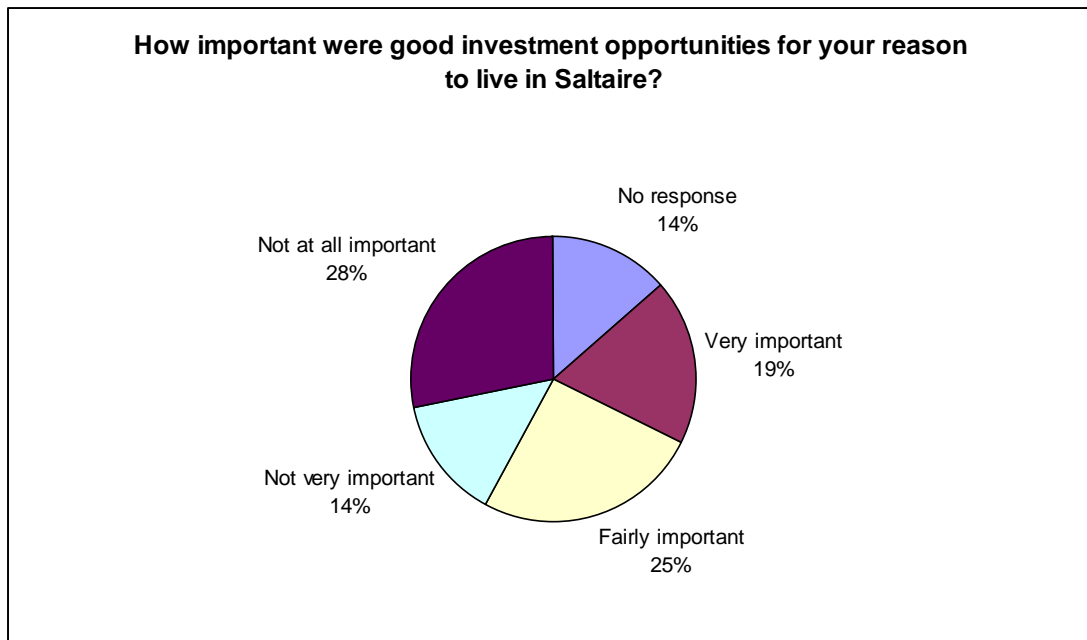
- Q5a: Character and history of the area - 40% of people felt that it was a fairly important aspect and 33 % thought it was very important. 6% of people didn't respond.
 - Q5b: World Heritage Site Status - 30% of people didn't respond to this question. There was a good mix of people who considered it a very important factor down to not being important at all.
 - Q5c: Good investment opportunity - Again, a mixture of responses ranging from this aspect being a very important factor down to not being important at all was received. The small majority of people (28%) felt that it wasn't important at all. 14% of people didn't respond.
 - Q5d: Have always lived in this area - 18% didn't respond. 25% felt that this was a very important factor and 41% of people didn't feel that it was important at all.
 - Q5e: Quality of the housing - 51% of people felt that this was a very important factor and 34% felt that it was quite an important factor. Only 5% of people didn't respond.
 - Q5f: Public transport - The large majority (58%) of people felt that this was a very important factor and a further 27% felt that it was quite important. Only 3% of people didn't respond.
 - Q5g: Local amenities - An overwhelming 92% of people felt that this was a very important or quite important factor.
 - Q5i: Quietness of area - 39% of people thought this was very important, and 41% thought this was fairly important. Only 12% thought that this was not very important or not important at all in their decision to live in Saltaire.
 - Q5g: Other - 13% of people sited other reasons that influenced their reasons to live in Saltaire.
- 1.7 Some interesting results were gained from this question overall. Whilst 34% of the 95 people asked said that the character and history of the area was a very important reason for their decision to live there, only 11% said the World Heritage Site status was very important.
- 1.8 Overall it appears that a good mix of cultural, amenity, good public transport and good quality of the area were the main reasons for people moving to Saltaire. The results have been summarised in pie charts below.

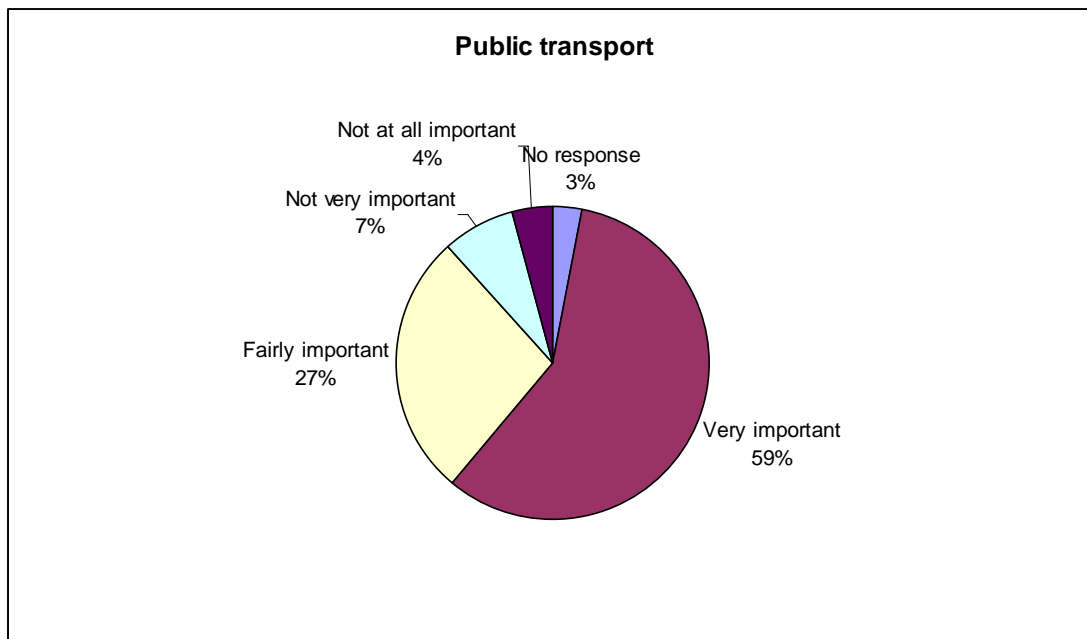
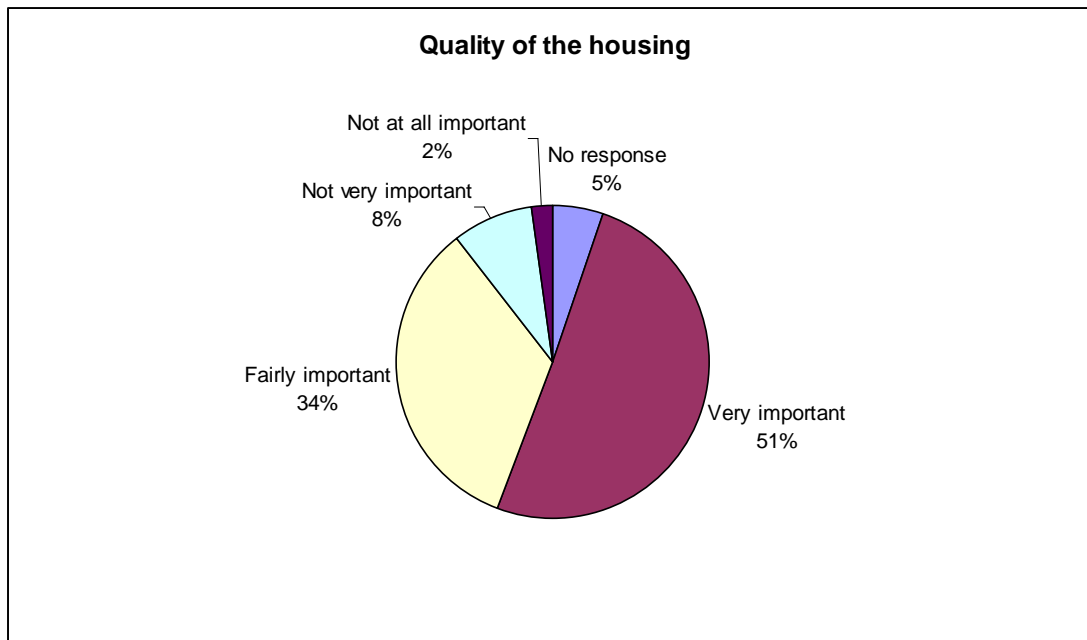
How important was the character and history of the area in your decision to move here?

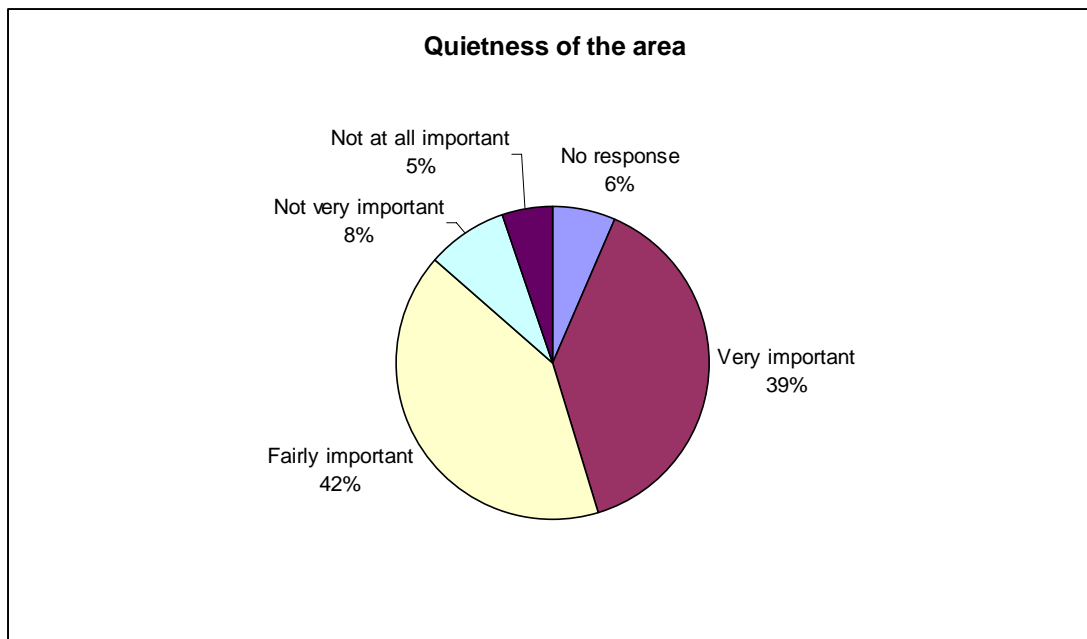
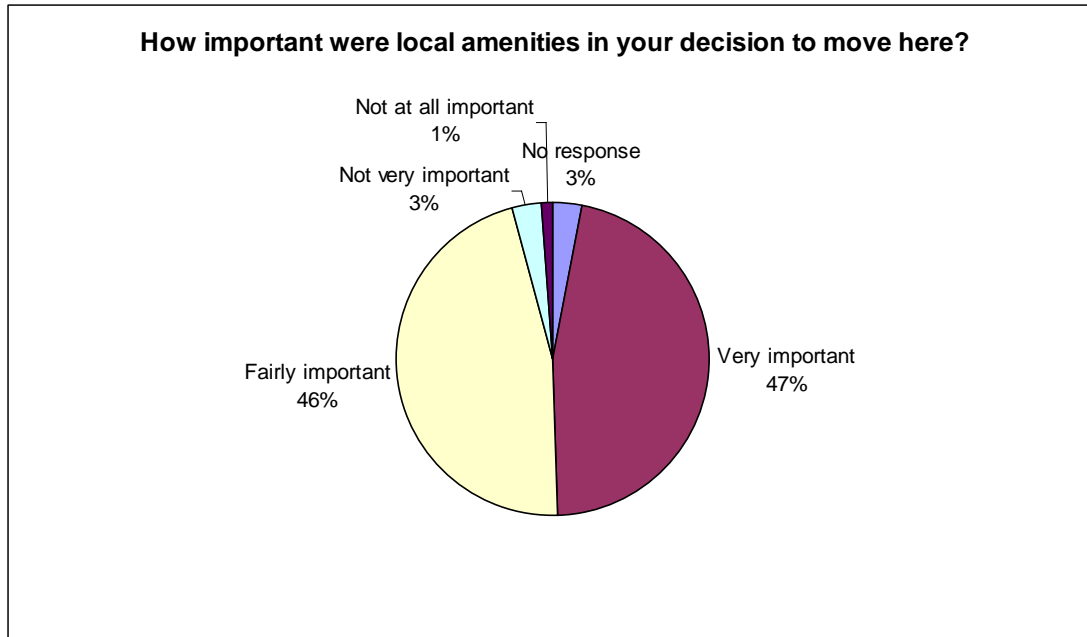


How important was the World Heritage Site status in your decision to move here?





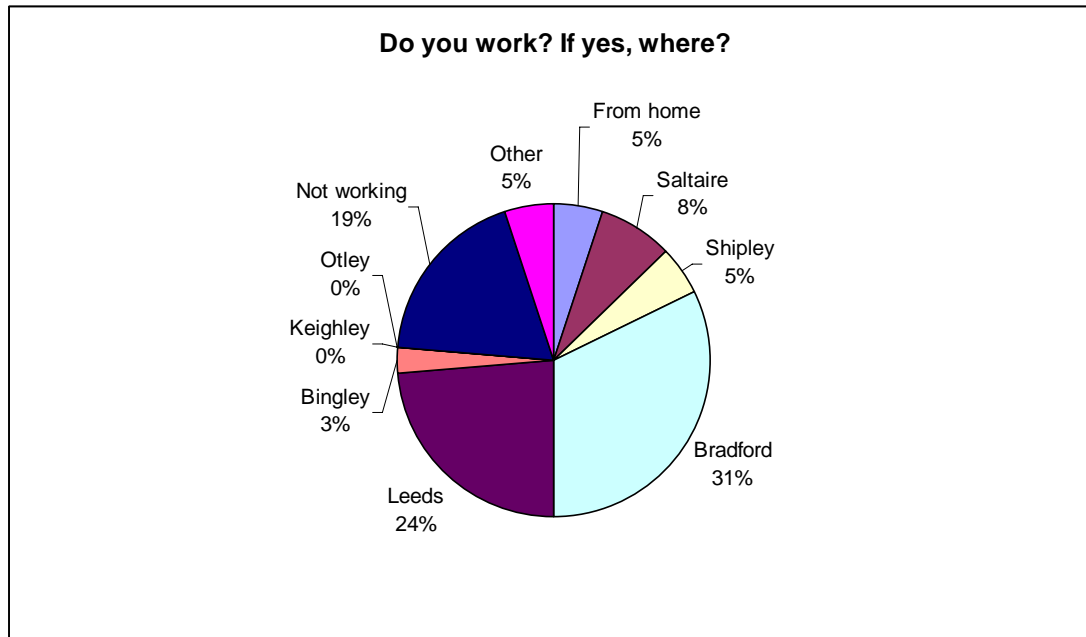




Q6: Do you work? If so where?

1.9 Residents were then asked if they worked, and if so where. In total there were 102 responses from the 95 people questioned as some of them worked in more than one place. The pie chart below shows the locations of where people worked.

- 1.10 The majority of those questioned worked in the larger towns in the area, Bradford and Leeds in particular, and a relatively high proportion (19%) did not work.



TRANSPORT AND PARKING

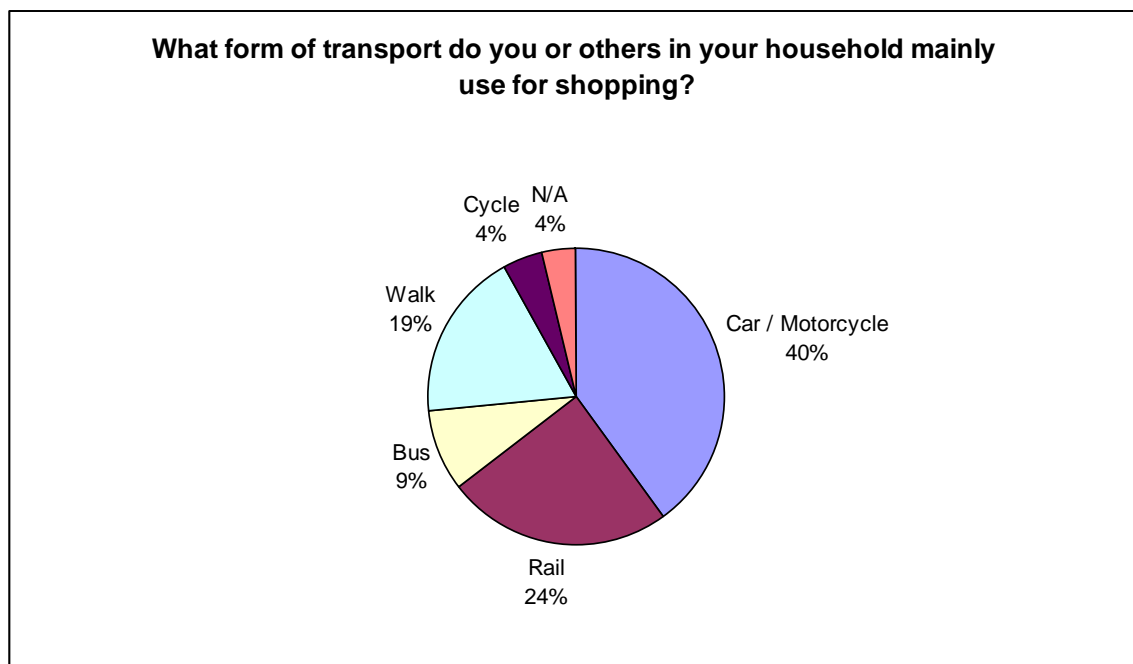
Q7: What form of transport for you or others in your household mainly use for each of the following?

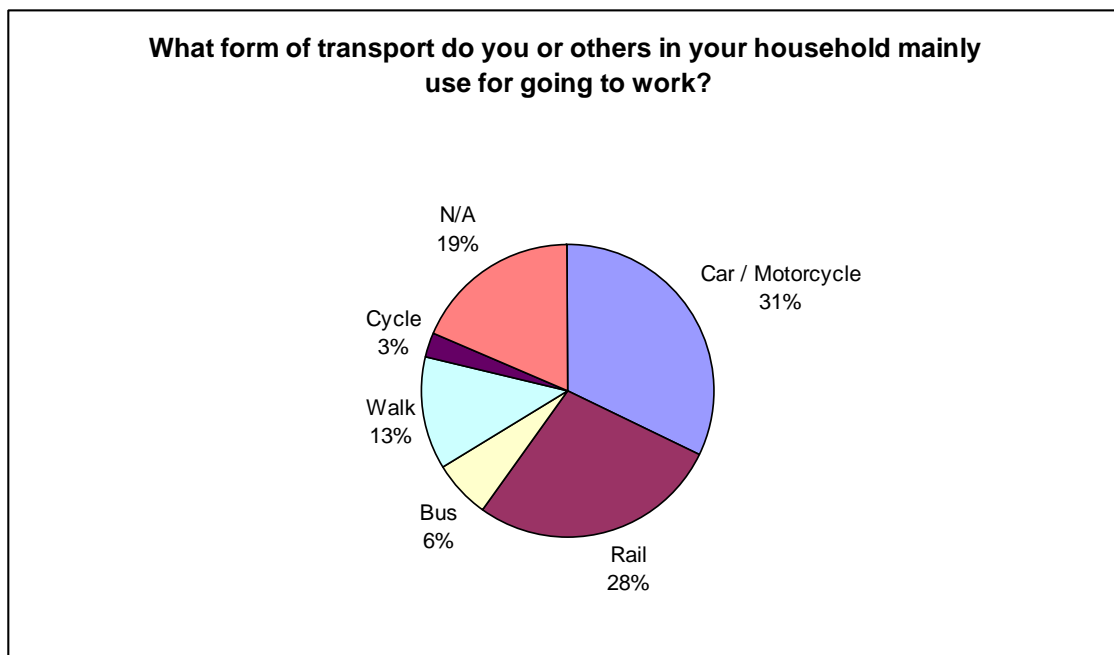
- Q7a: Going to work
- Q7b: Shopping
- Q7c: Leisure
- Q7d: Taking children to school
- Q7e: Which is your main form of transport

- 1.11 Of the 95 people questioned, many chose more than one method of transport for the same activity, meaning that the calculations had to be changed to consider this fact. As would be expected the large majority of people questioned used a car or motorcycle to get around, between 31% - 46%,

except for taking children to school where 11% said they used this method. This is due to the lower number of people with young children in the area.

- 1.12 The number of people using the Rail network for various activities was encouraging, ranging between 20% - 28% for most journeys. This shows that there is confidence in the train network in the area.
- 1.13 Bus use was slightly lower, ranging between 6% - 13% for most journeys. This may be because the rail network is the preferred mode of transport, or that there is not as much confidence in the bus network.
- 1.14 Examples of responses follow in the pie charts below.



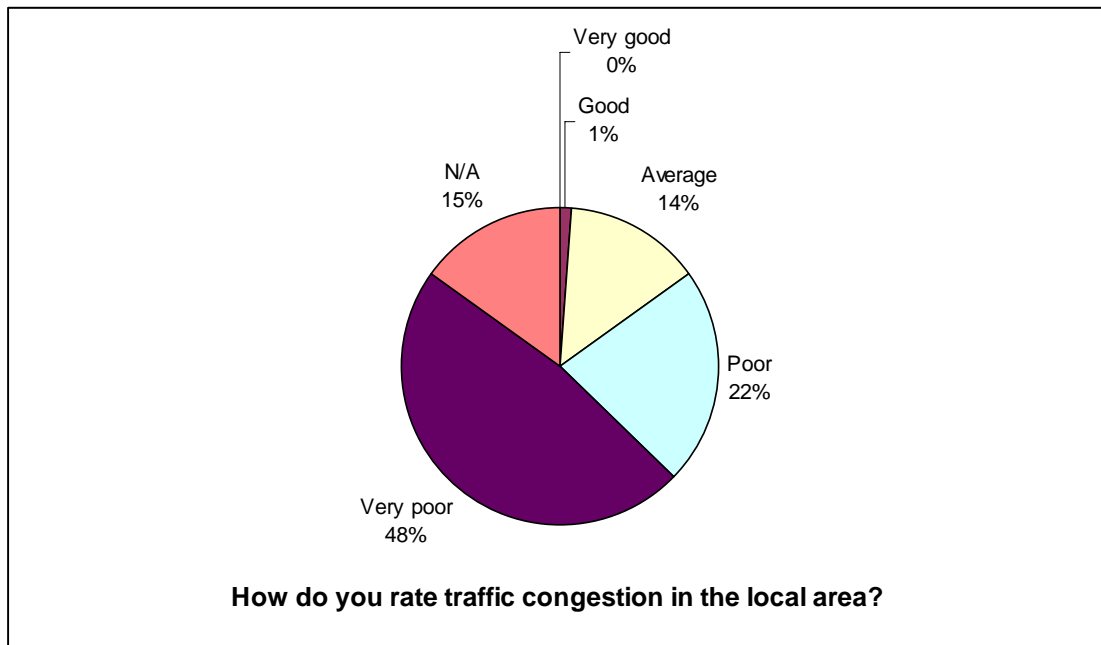


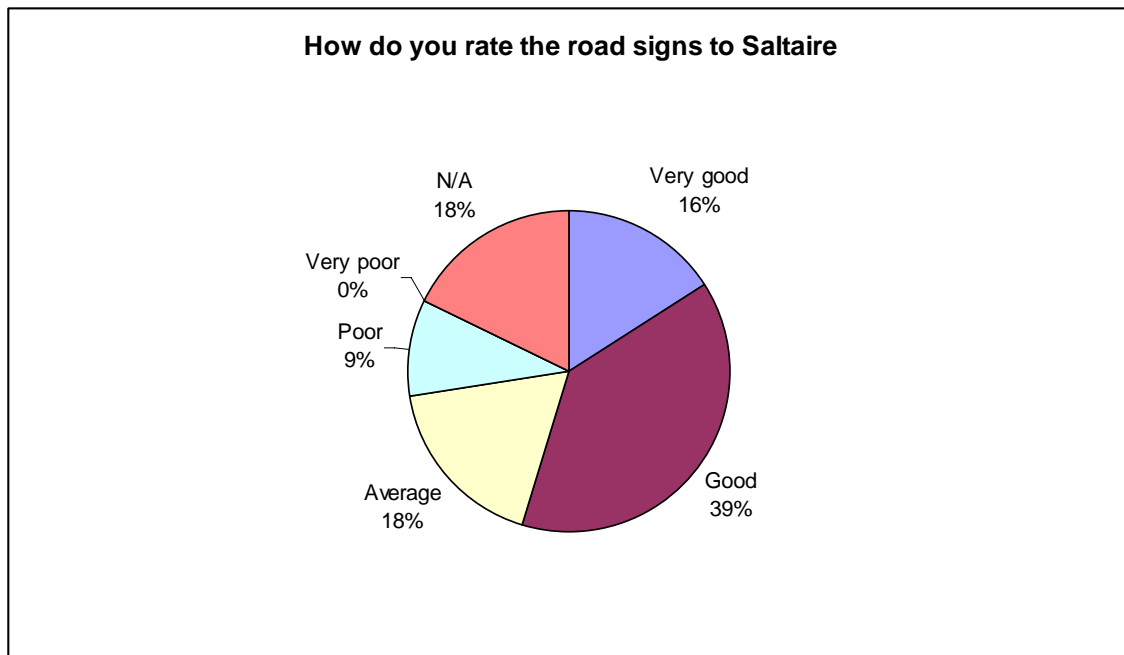
Q8: Please tell me how you rate each of the following. (Ranging from very good, good, average, poor or very poor)

- | | |
|------------|---|
| CARS: | Q8a: road signs to Saltaire |
| | Q8b: traffic congestion |
| | Q8c: availability of car parking in the local area. |
| COACH: | Q8d: the availability of parking and drop off locations. |
| LOCAL BUS: | Q8e: The quality of the service |
| | Q8f: The quality of the local bus vehicles. |
| RAIL: | Q8g: Quality of the local rail service |
| | Q8h: Quality of local rail carriages |
| FOOTPATHS: | Q8i: the quality of the paths to Saltaire. |
| CYCLEWAYS: | Q8j: the quality of the cycleways to Saltaire. |
| BOATS: | Q8k: quality of moorings |
| | Q8l: Availability of boat moorings |
| | Q8m: Facilities of boat mooring |

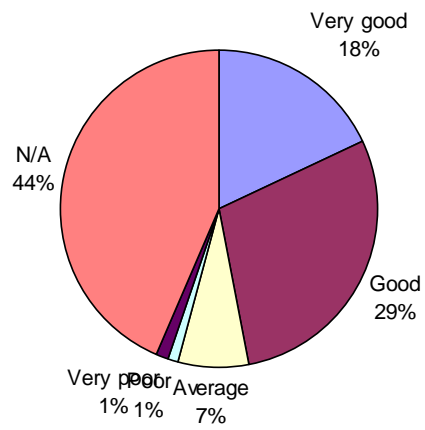
- 1.15 Concerns about traffic congestion were at the forefront of the responses, where 48% of the 95 people questioned said that it was a situation of some concern to them. There was also some concern about the lack of car parking facilities, where 22% said availability was poor and 15% said very poor.
- 1.16 Things were different concerning road signage to Saltaire. 39% stated they were good, and only 9% stated they were poor.

- 1.17 68% of people chose not to comment on the coach service, indicating that they had travelled to the site in other ways. Of those that did comment, 11% thought that it was good, and 12% thought it was average.
- 1.18 Confidence appeared to be high in the bus and rail services, although a large number of 'Not applicable' returns (43% for bus questions and between 12 and 16% for rail) suggests that these services are not as widely utilised, with the car being the preferred mode of transport in the area.
- 1.19 Footpaths were considered by the majority to be good (32%) or average (21%).
- 1.20 Cycleways were considered by the majority to be good (22%) or average (12%), although 53% chose the 'not applicable' response.
- 1.21 The following pie charts show people's responses, although the boat questions have been left out as there was a large number of 'Not applicable' responses (between 85 and 89% for questions 8k to 8m) due to the low number of people questioned who used boats.

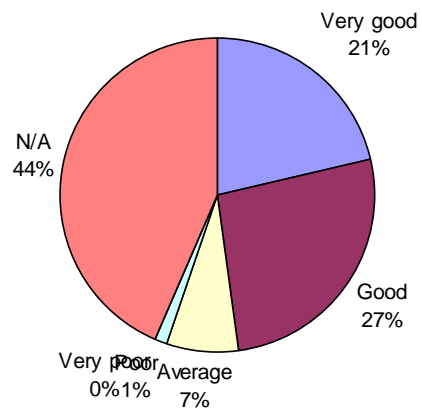


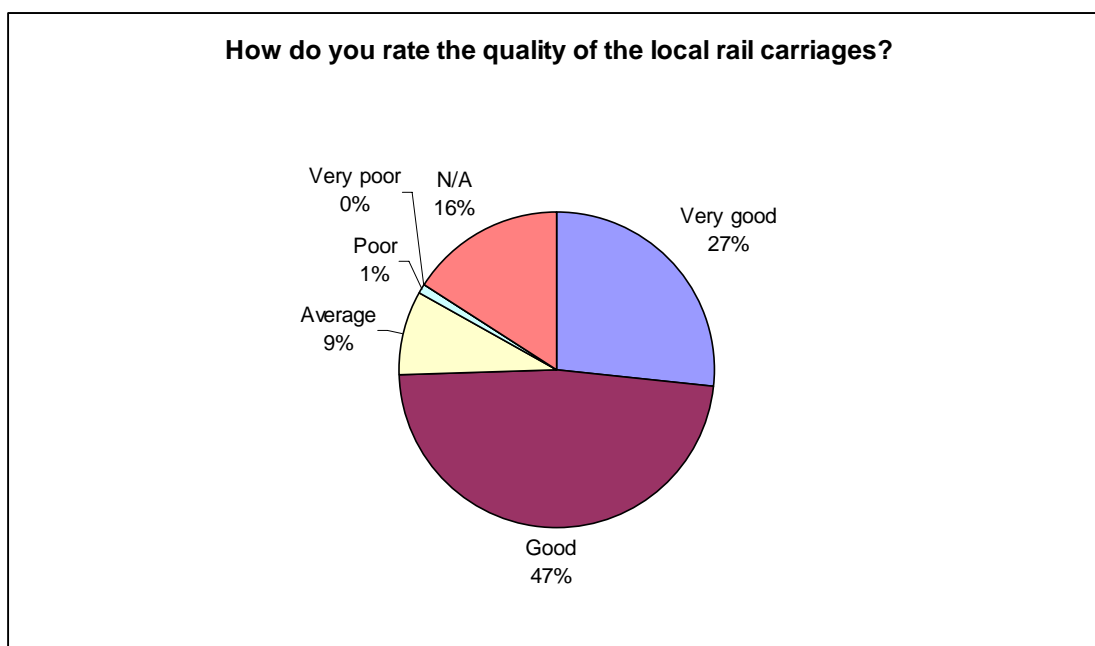
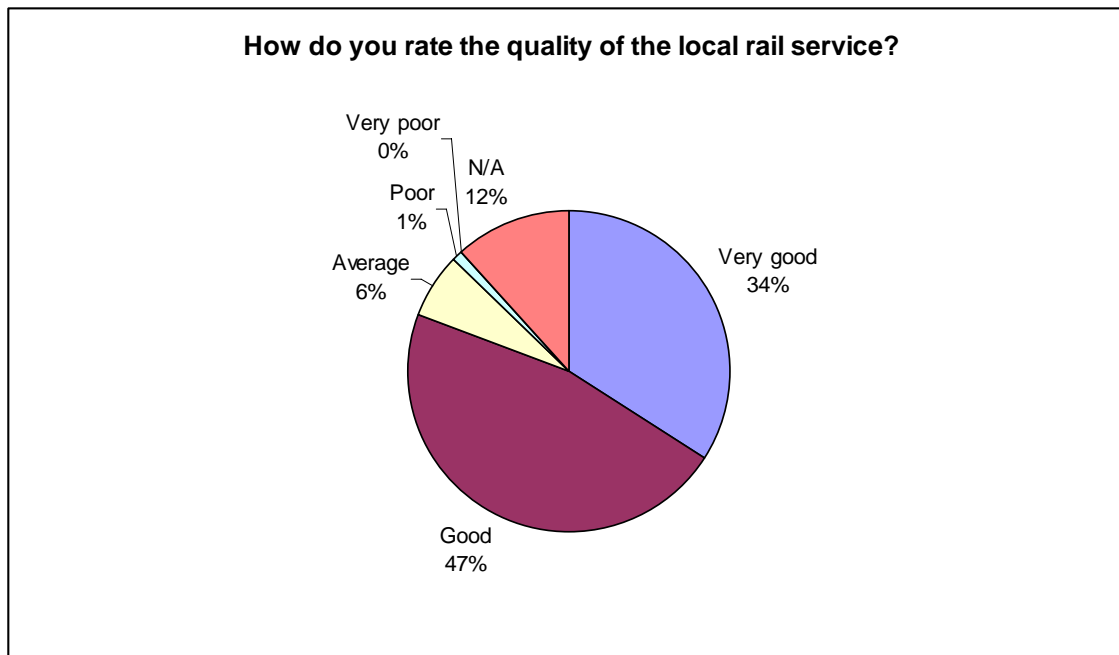


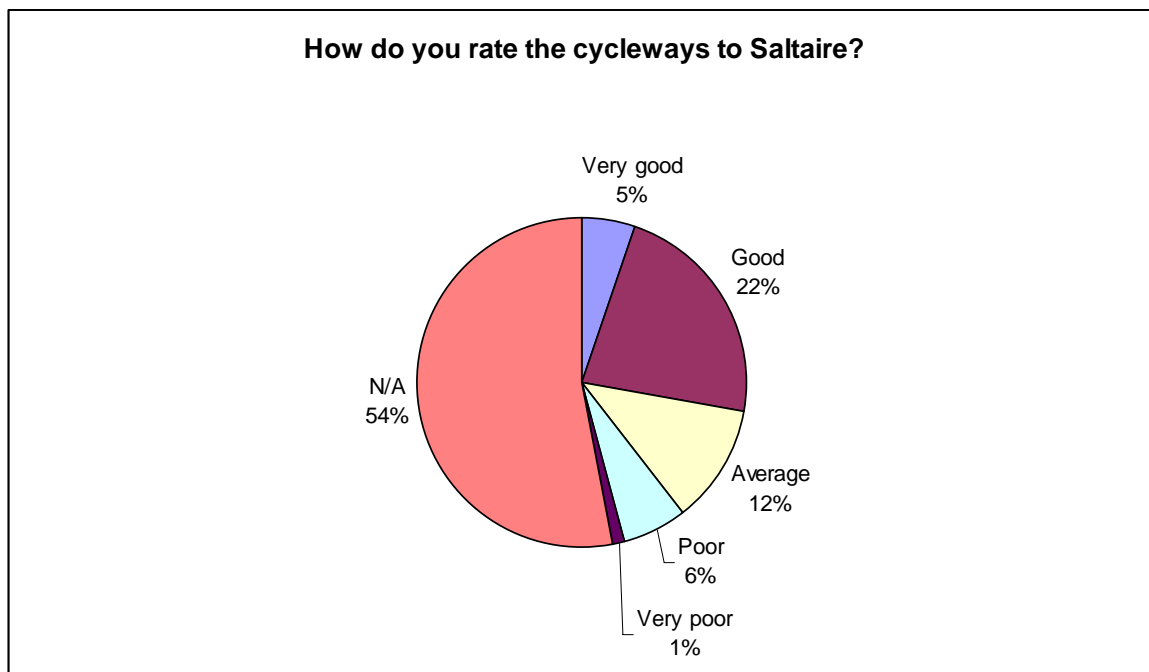
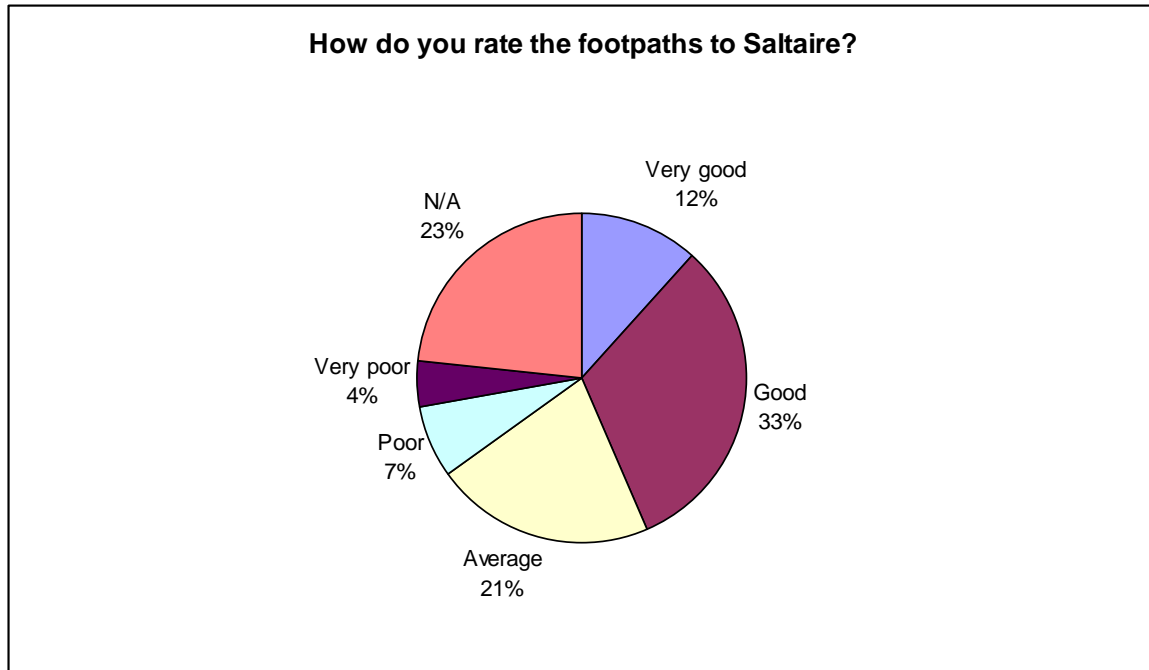
How do you rate the quality of the local bus service?



How do you rate the quality of the local bus vehicles?



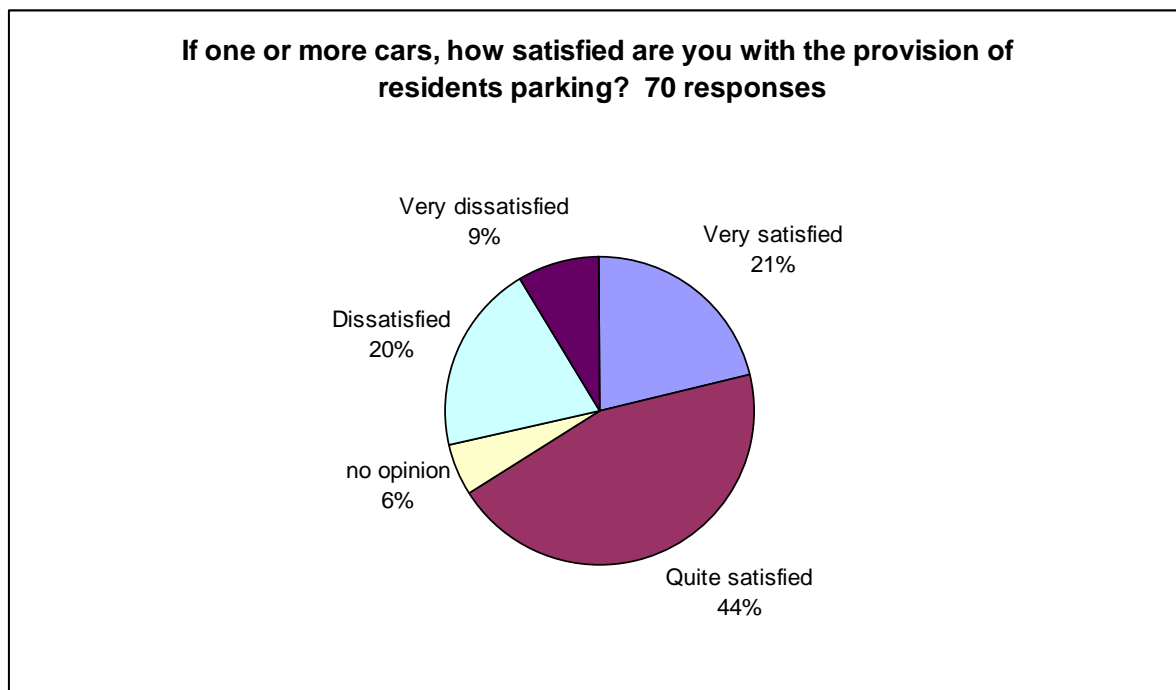




Q9: How many cars are there in your household? and Q10: If one or more cars, how satisfied are you with the provision of residents parking?

1.22 Of the 94 responses, 31 had no car, 51 had one car and 13 had two or more cars. This shows that there are a significant number of multiple car owners in the area, perhaps offering some insight into the responses towards the

questioning on problems with traffic congestion, although it appears that the majority were relatively satisfied with provisions for residents parking (see chart below).



Q11: If dissatisfied or very dissatisfied, why is that?

- 1.23 Although the majority of people felt satisfied, 29% felt dissatisfied or very dissatisfied and reasons included the inability to park outside your own house, too many cars in the village as often there were two cars per household which the site wasn't built for, school times are especially busy, visitors puts pressure on parking, shoppers allowed to park on street until 7pm which is quite late.

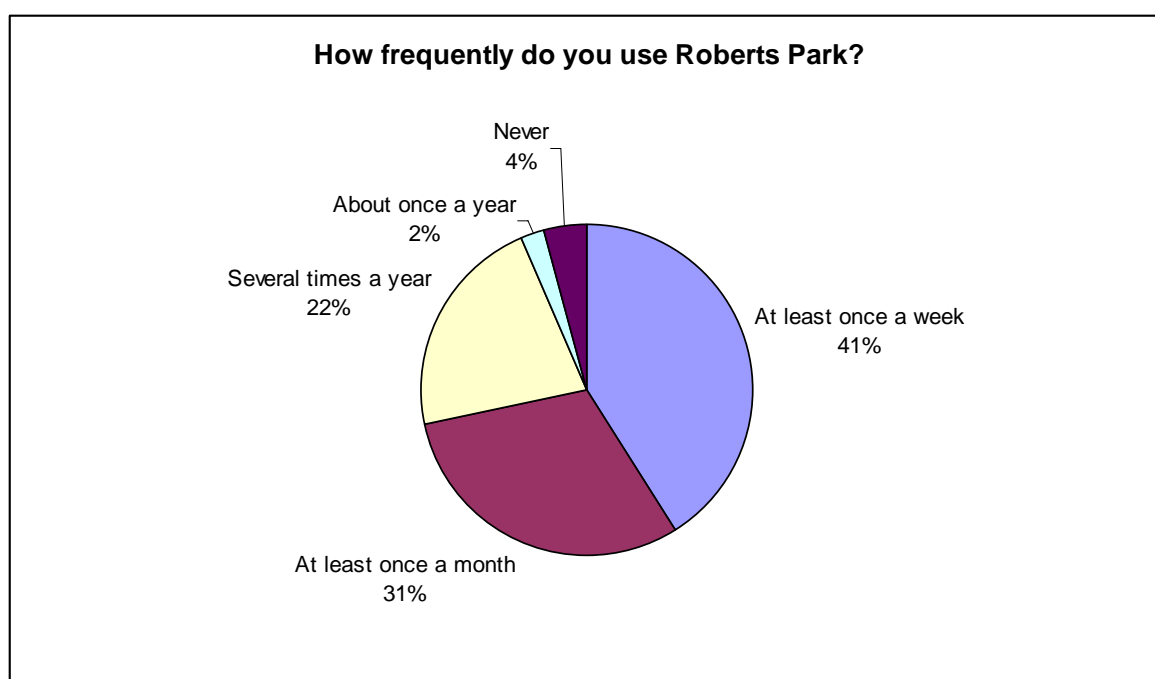
LOCAL AMENITIES AND FACILITIES

Q12: How frequently do you use each of the following?

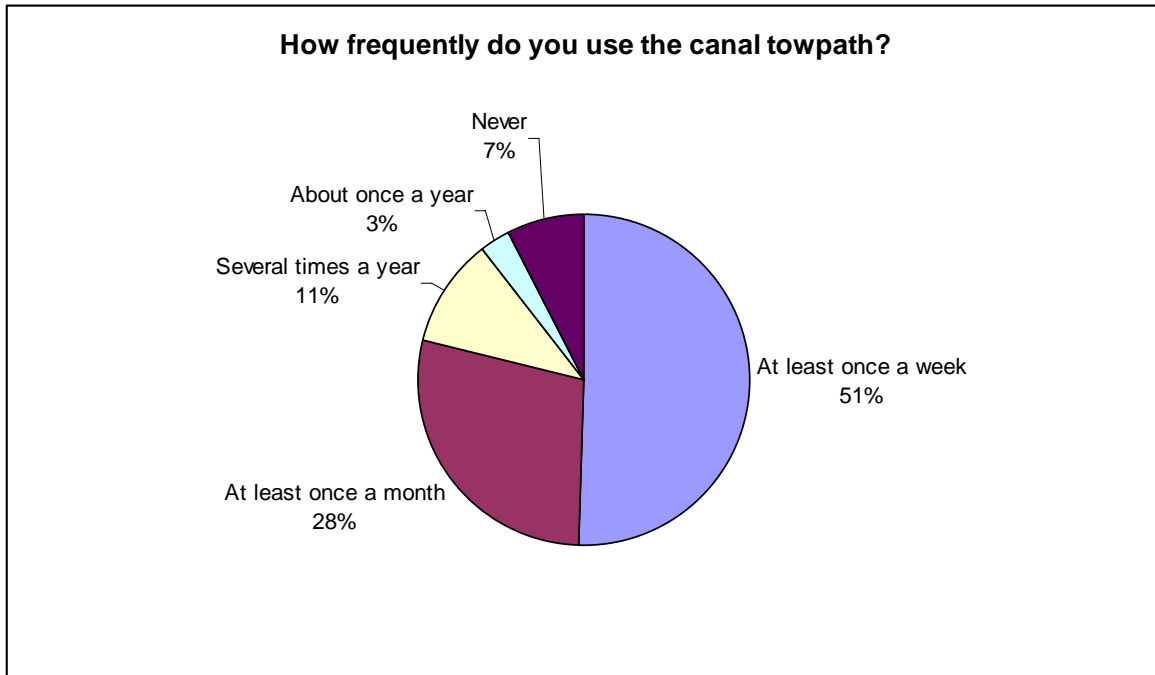
- Q12a: Roberts Park
- Q12b: Canal Towpath
- Q12c: Local shops
- Q12d: Salt's Mill

- Q12e: Victoria Hall
- Q12f: United Reform Church
- Q12g: Local restaurants and cafes
- Q12h: Other facilities

1.24 Residents were asked about the frequency they used a selection of local amenities. The results are summarised in pie charts below.



1.25 A large proportion of the 95 people asked use Roberts Park at least once a week showing that it is a well used amenity, and obviously of importance to the residents.



1.26 Again, the canal towpath is a popular local amenity, being used by 51% of the 95 people questioned at least once a week.



1.27 Local shops are also an important element of Saltaire, with 91% of the 95 people asked using them at least once a week.

- 1.28 An encouraging 46% of people visit Salt's Mill once a month, and 34% of people use the local restaurants and cafes once a month.
- 1.29 Disappointing however is the use of Victoria Hall and the United Reform Church, with 36% of people never using the Hall and 53% never using the church.
- 1.30 Other facilities (Q12h) which were not included were used once a week by 23% of people, but 41% of people never used any other facilities.

GENERAL QUALITY OF THE LOCAL AREA

Q13: What do you think about the general quality and condition of the local area?

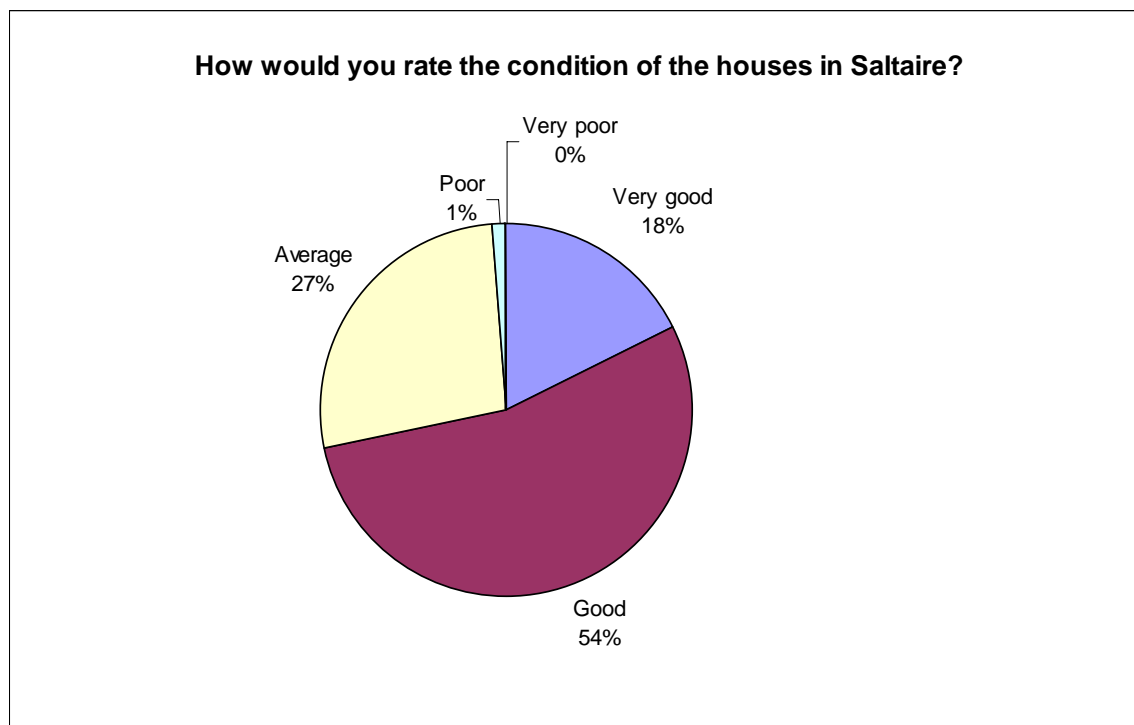
- 1.31 Residents were asked what they thought of the general quality and condition of the local area. The first question was a free text box to accommodate the varied impressions which it was hoped to collect.
- 1.32 A selection of responses follow below:
- Roberts' Park and bridge in need of improvement. Some houses in need of work. The tin fence alongside the canal is unsightly.
 - Rat running. Recycling facilities.
 - The general quality and condition of the area is good but I feel that with the high number of houses that have been 'bought to let' rather than live in by their owners, there has been some deterioration in the upkeep of these houses.
 - Pretty good.
 - Fair, very convenient for older people, shops, buses etc.
 - Very good interims of quietness, cleanliness, friendliness.
 - An exceptionally friendly, warm and enjoying environment. I consider myself very lucky to live in such an atmosphere.
 - Tatty - Change lamp posts get rid of tarmac. Especially as a WHS. Paths need repairing/replacing. Especially corner. Wheelie bins look a mess.

- 1.33 In general the responses were positive, although there appear to be some elements that are a cause for concern for some residents, including dog mess, anti-social behaviour, rubbish in the streets, and inappropriate additions to buildings which detract from the character of the area.
- 1.34 However, an over-riding impression is gained that the majority of the residents are happy and proud to live in Saltaire, there is certainly an indication for a fair amount of civic pride which perhaps indicates why the negatives which have been identified are of extra concern.

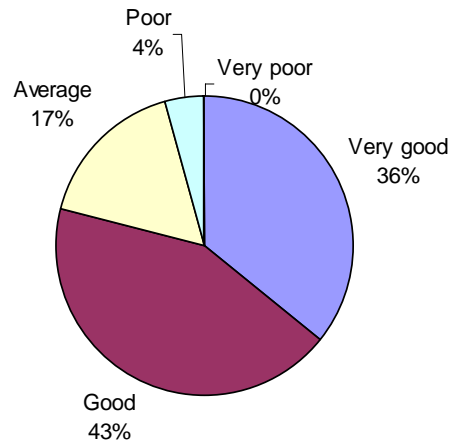
Q14: How would you rate the following? (ranging from the condition being very good, good, average, poor or very poor)

- Q14a: Houses in Saltaire
 - Q14b: Principal buildings like Victoria Hall and the Church
 - Q14c: Roads in Saltaire
 - Q14d: Pavements
 - Q14e: Roberts Park
 - Q14f: Public Places
 - Q14g: River Aire
 - Q14h : The canal
 - Q14i : Overall condition of Saltaire
- 1.35 Residents were then asked to rate the condition of different parts of Saltaire, including the houses, principal buildings, roads and pavements, Roberts Park and other open spaces, the River Aire and canal and the overall condition of the village, ranking them from very good to very poor.
- 1.36 Overall the results were positive, with 49% of the 95 residents questioned stating that the overall condition of the village was good, and the vast majority appeared satisfied that the other elements of the village were in good condition. However, when asked about the condition of the pavements 45% answered average and 21% answered poor indicating that there is some cause for concern here.

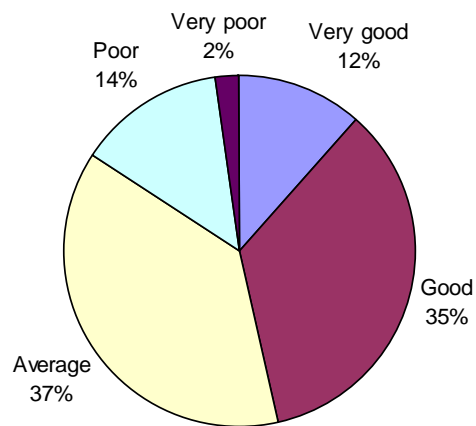
- 1.37 Particularly positive results were gained from the condition of the public spaces, the canal and River Aire. Again, the majority opinion of the condition of principal buildings were either very good (36%) or good (43%).
- 1.38 Opinions of the houses and the roads in Saltaire were that the majority of people thought they were in good or average condition.
- 1.39 The results of this question are summarised below.



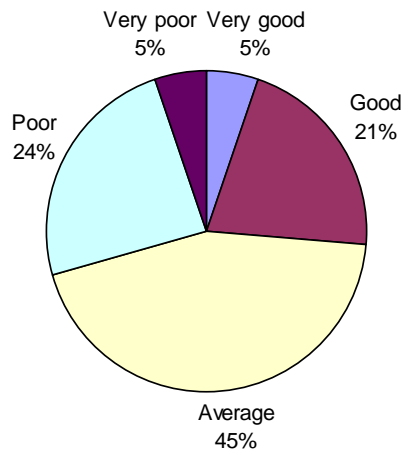
How would you rate the condition of principal buildings like Victoria Hall and the church?



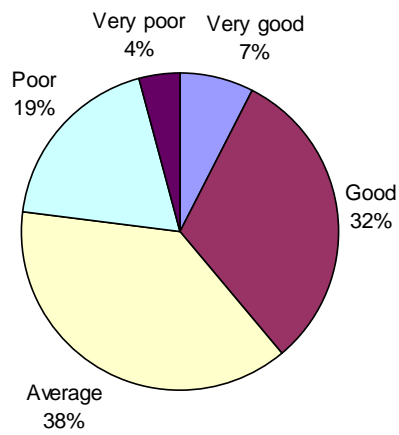
How would you rate the condition of the roads in Saltaire?



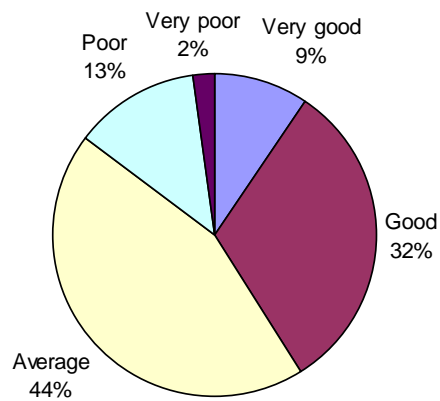
How would you rate the condition of the pavements?



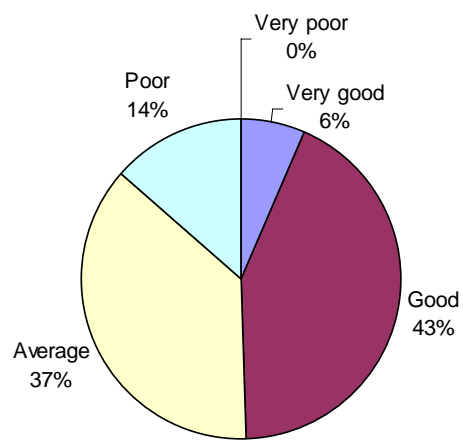
How would you rate the condition of Roberts Park?

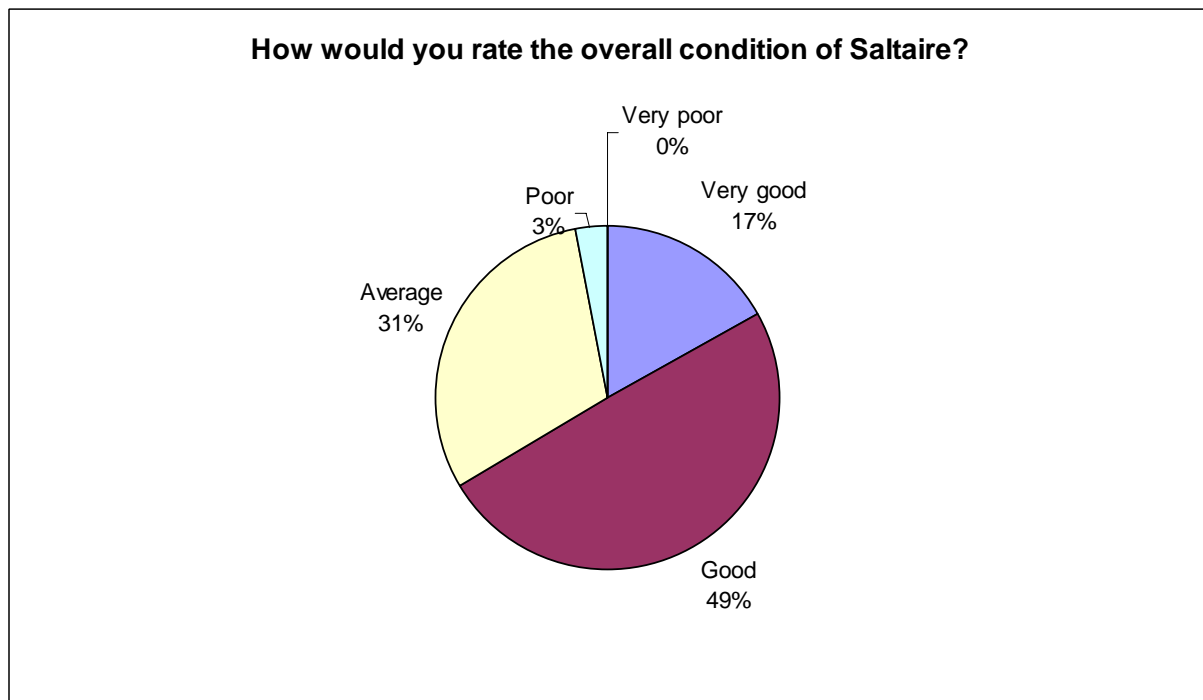
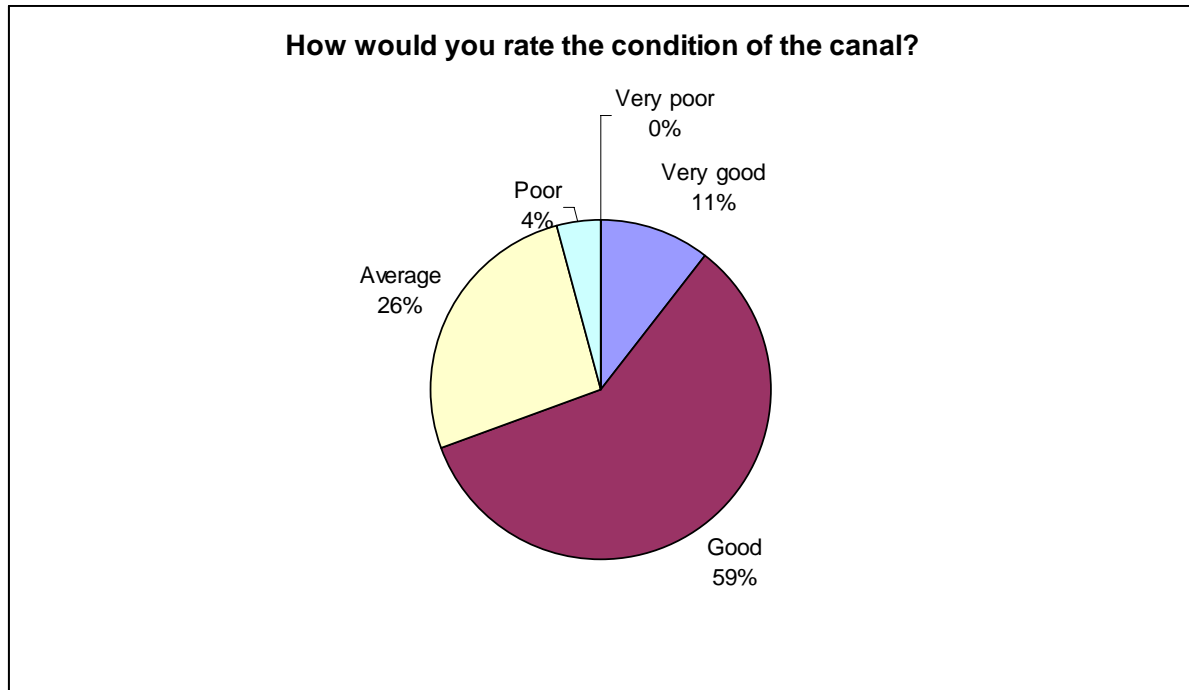


How would you rate the condition of the public spaces



How would you rate the condition of the River Aire?





QUALITY OF LIFE***Q15: How often do each of the following cause you a problem at home?***

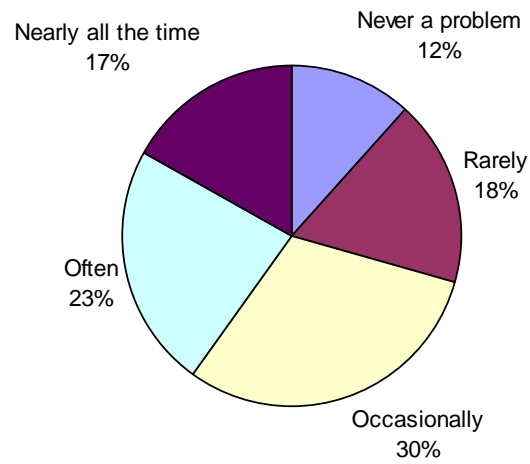
- Q15a: Traffic
- Q15b: Neighbours
- Q15c: Visitors
- Q15d: Students at local college
- Q15e: People in street
- Q15f: Local business activity
- Q15g: Entertainment events / venues

1.40 Residents were next asked what they thought might have an affect on their quality of life.

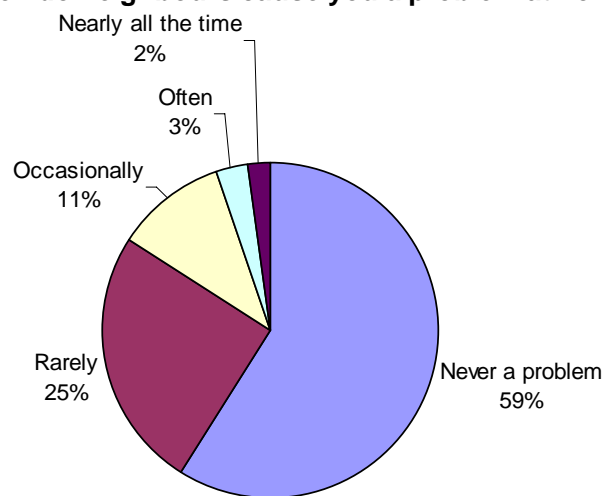
1.41 In general there did not appear to a great problem with any of the issues above, between 46% and 66% answered 'never a problem' to all the questions and apart from traffic between 19% and 25% thought that these issues were rarely a proble,.. However it does appear that traffic could be seen as a problem to the residents where 30% answered that it was sometimes a problem and 23% saying it was often a problem.

1.42 The results are summarised below.

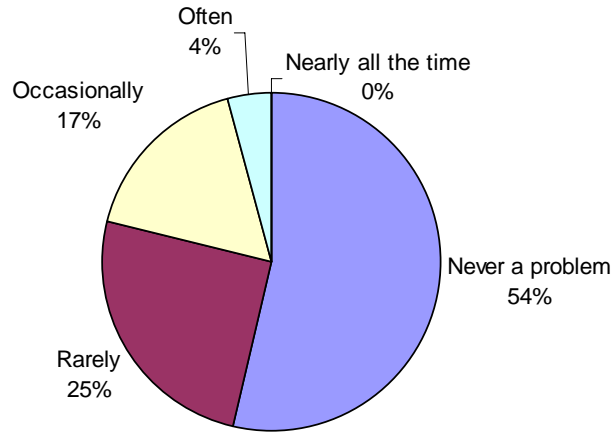
How often does traffic cause you a problem at home?



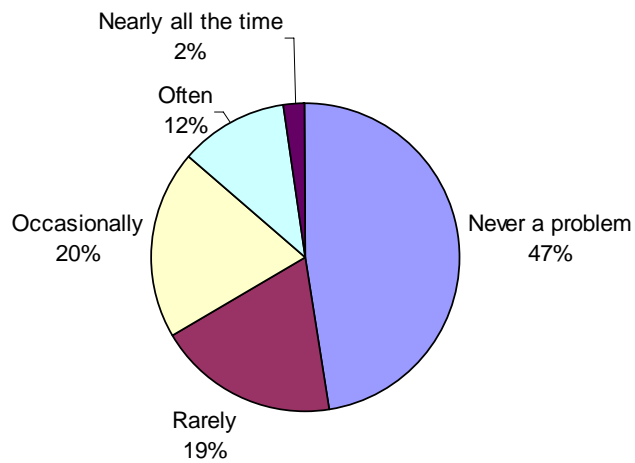
How often do neighbours cause you a problem at home?

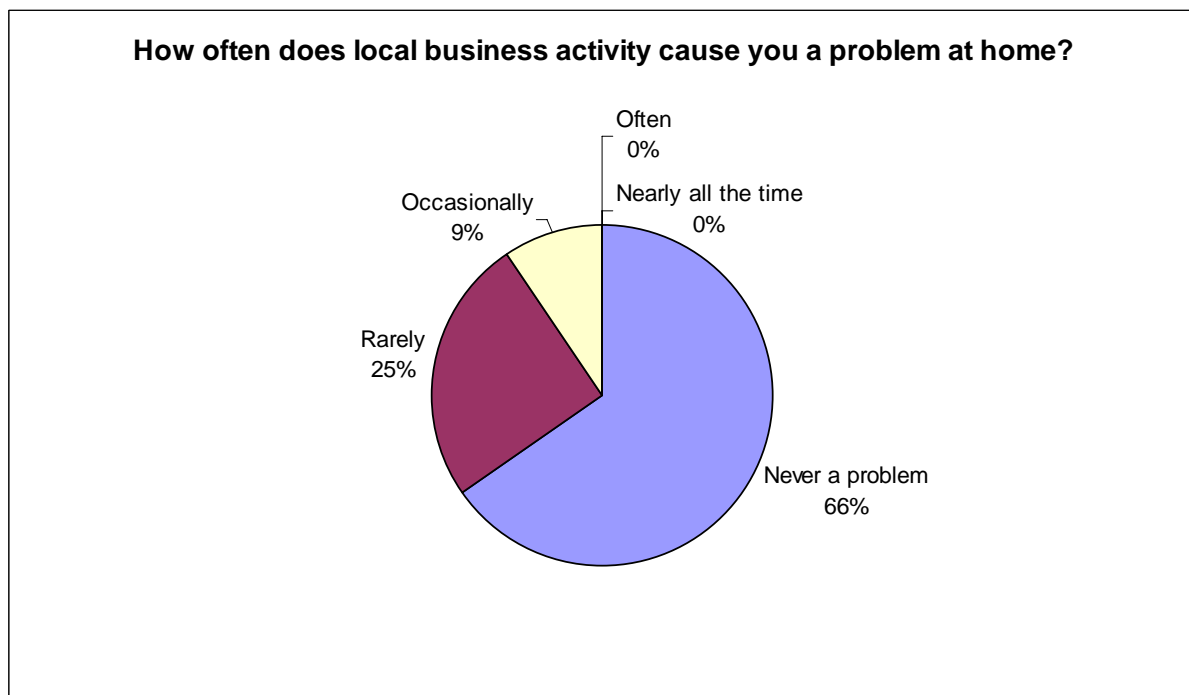
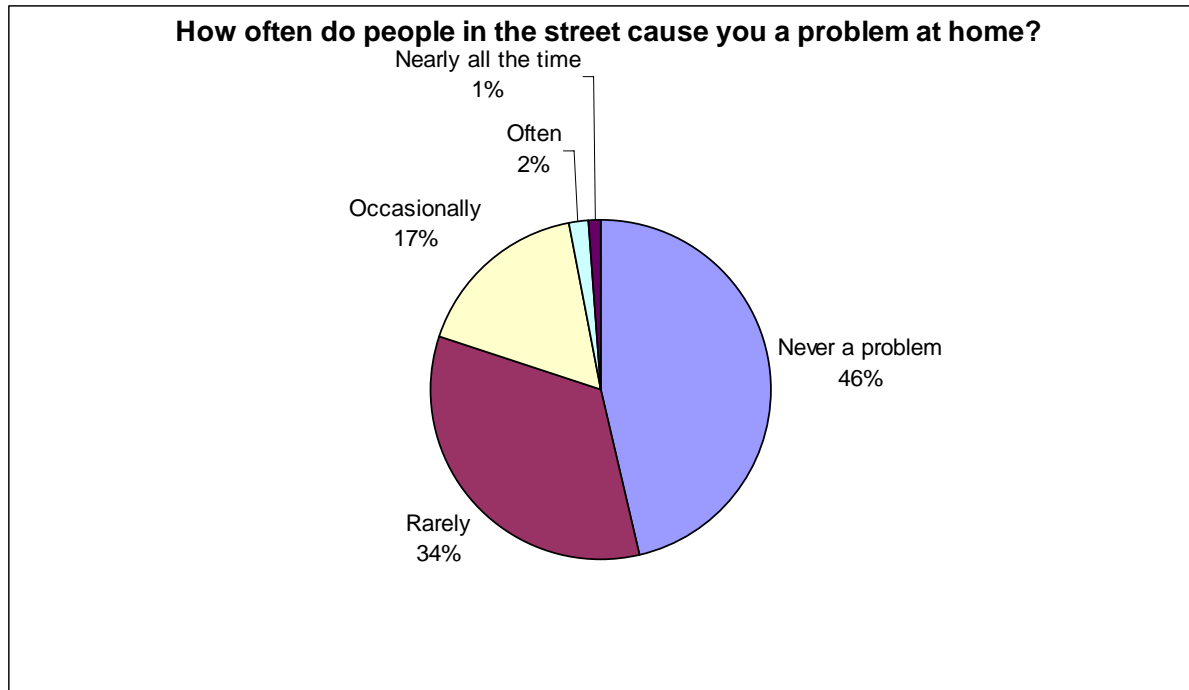


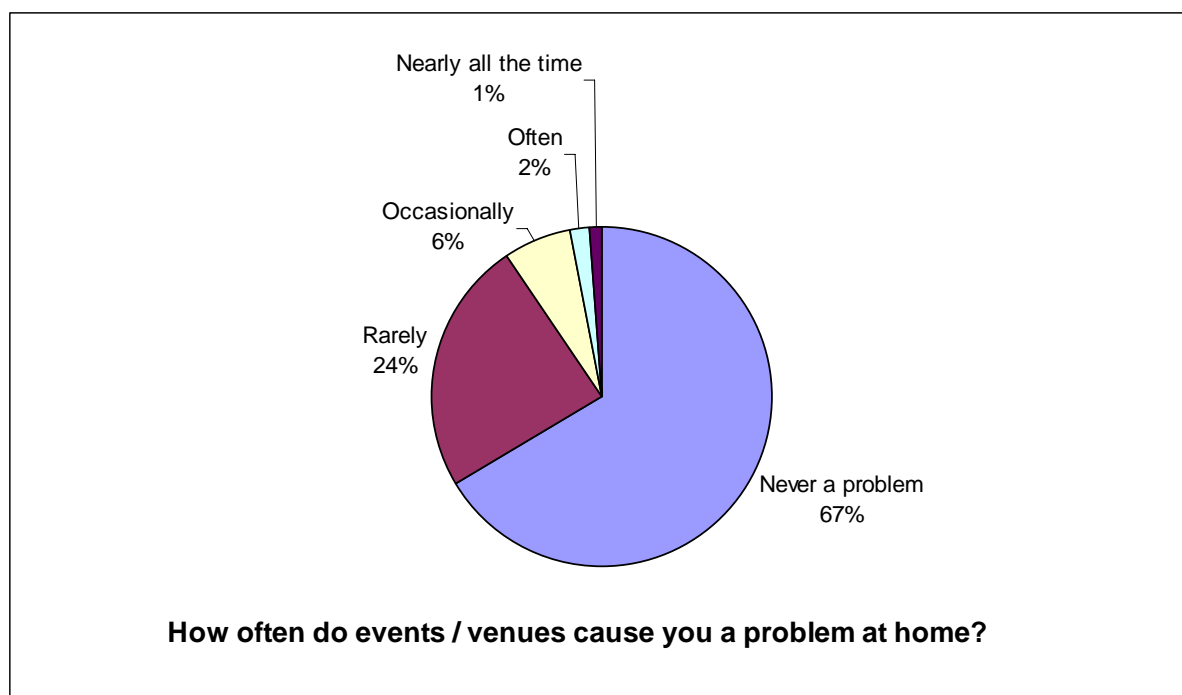
How often do visitors to Saltaire cause you a problem?



How often do students at the local college cause you a problem at home?







Q16: Ask for details about any problems experienced

1.43 Residents who felt that they experienced problems at home were asked for details of these problems. The following is a sample of these replies:

- Traffic on Saltaire Road & Bingley Road congestion.
- Visitors looking in windows. Tours occasionally intensive.
- People drive too fast through Village.
- Severe problems from traffic noise from Saltaire Road.
- Burglary.
- Due to type of housing / living on top of other people noise is a problem / privacy is a problem
- Traffic on Saltaire Road is an issue. There is an occasional noise problem from people during the early hours.

1.44 It was identified through this that traffic and some anti-social behaviour appears to be the main cause of problems at home to residents. However, it was also noted that the large tours can be seen as an invasion of privacy of some residents. Based on this, residents were next asked whether they

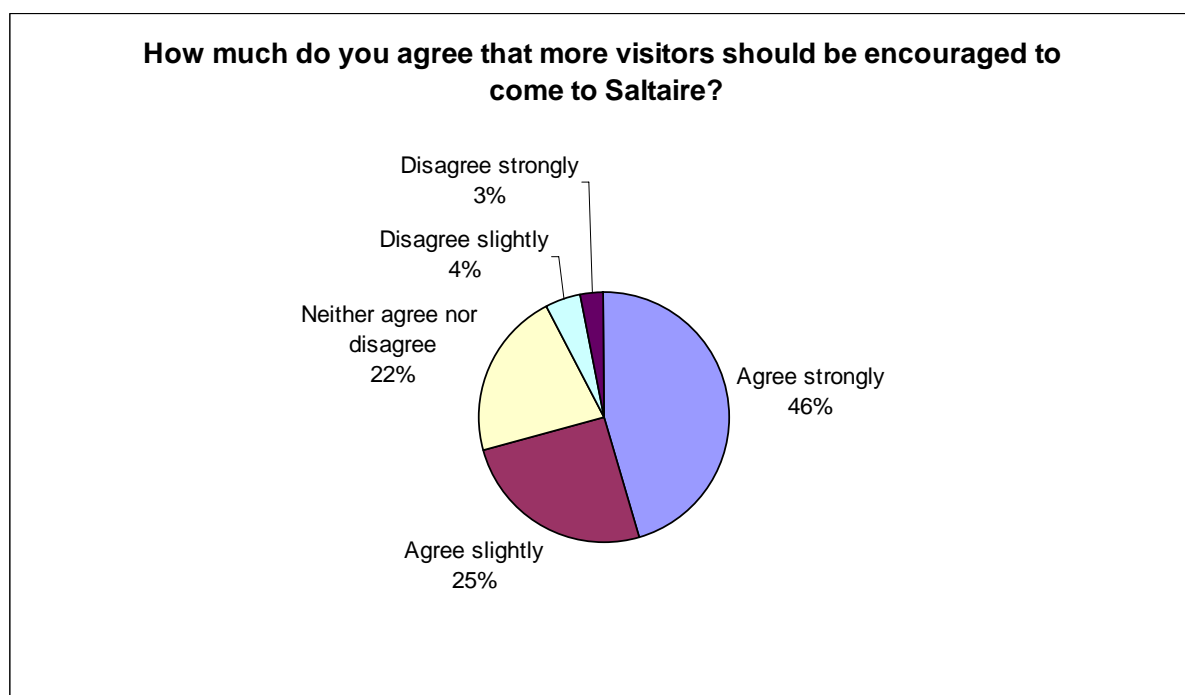
agreed that tourists, students and businesses should be encouraged to come to Saltaire.

Q17: How much do you agree or disagree with these statements about Saltaire? (Ranging from Agree Strongly, Agree Slightly, Neither Agree nor Disagree, Slightly Disagree, Strongly Disagree)

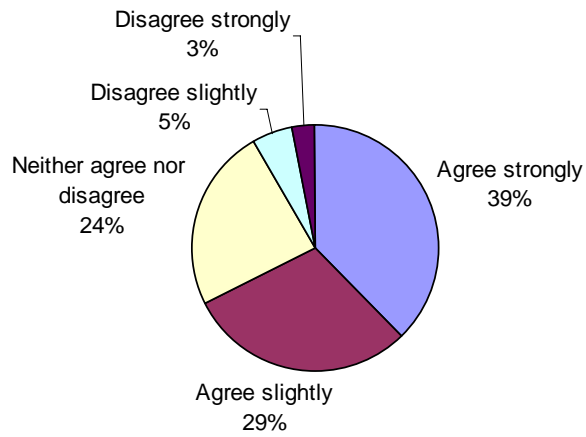
- Q17a: More visitors should be encouraged to come to Saltaire
- Q17b: More school parties should be encouraged to come to Saltaire
- Q17c: More businesses should be encouraged to come to Saltaire
- Q17d: Students should be encouraged to study in Saltaire

1.45 The majority of residents agreed strongly that people should be encouraged to come to Saltaire, to visit (Q17a & b), to study (Q17d) and for business relocation (Q17c). This shows that whilst problems have been identified with students, visitors and traffic, the residents do feel that Saltaire has a lot to offer to people as a place to live and work.

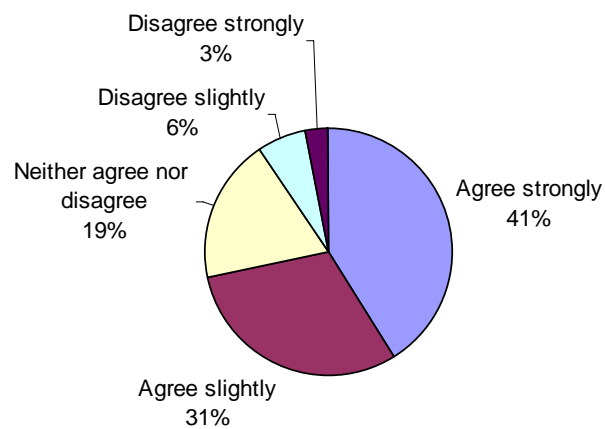
1.46 The following summarises the resident's responses:

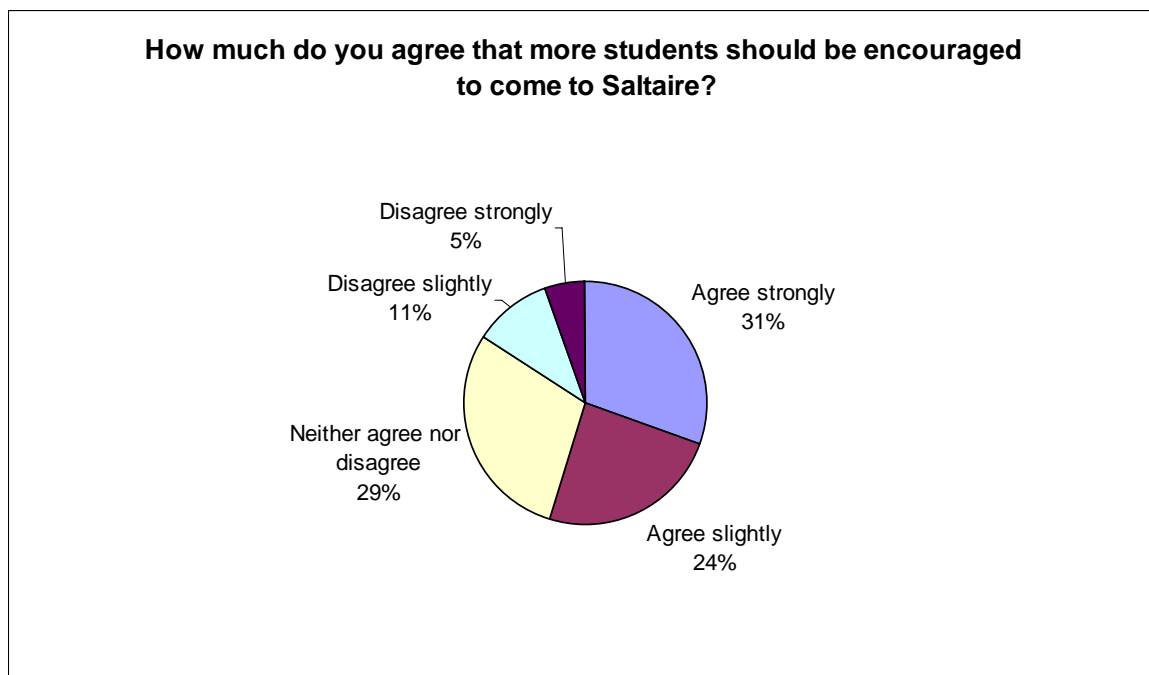


How much do you agree that more school parties should be encouraged to come to Saltaire?



How much do you agree that more businesses should be encouraged to come to Saltaire?





Q18: Thinking about being in your own home and also out on the streets in Saltaire, how safe would you say you feel?

- Q18a: In your home during the day?
- Q18b: In your home at night?
- Q18c: On the street during the day?
- Q18d: On the street at night?

1.47 Safety was the next issue raised. Residents were asked whether they felt secure in their homes and on the streets of Saltaire during the day and night. In general the results were encouraging. Of the 95 residents questioned 79 said they felt very safe at home during the day, and 61 said they felt very safe at home at night.

1.48 In general people felt safe on the streets during the day, with 66 residents saying they felt very safe and 27 saying they felt quite safe. At night this changed slightly with only 27 saying they felt very safe and 56 saying they felt quite safe. However a low number responded negatively, with only 8 saying they felt not very safe, and 4 saying they felt very unsafe.

Q19: If you feel unsafe, why?

1.49 The following is a selection of responses:

- Streets dark at night not much lighting.
- Kerb crawling at night Caroline Street - Cars pulling up stopping. Dalham (Ave/St) young people. Kids throwing egg at house.
- Heard talk of what has happened - no personal experience.
- Sometimes drunken people in the street. Experienced burglary (also my neighbours).
- Gangs sometimes gather in Roberts Park at night.
- Lighting in evening contributes to character but can be disconcerting.

Q20: Is there anything else that affects your life in Saltaire?

1.50 A selection of responses is set out below:

- House prices.
- Dog dirt - need doggy bins. Litter.
- Potential flooding.
- Speeding cars and traffic congestion.
- Gangs of kids.

FINAL QUESTIONS***Q21: Do you know that Saltaire is a World Heritage Site?***

1.51 Of the 95 people asked, all responded 'Yes'.

Q22: What does this mean to you?

1.52 They were then asked what this meant to them. A summary of their responses follow:

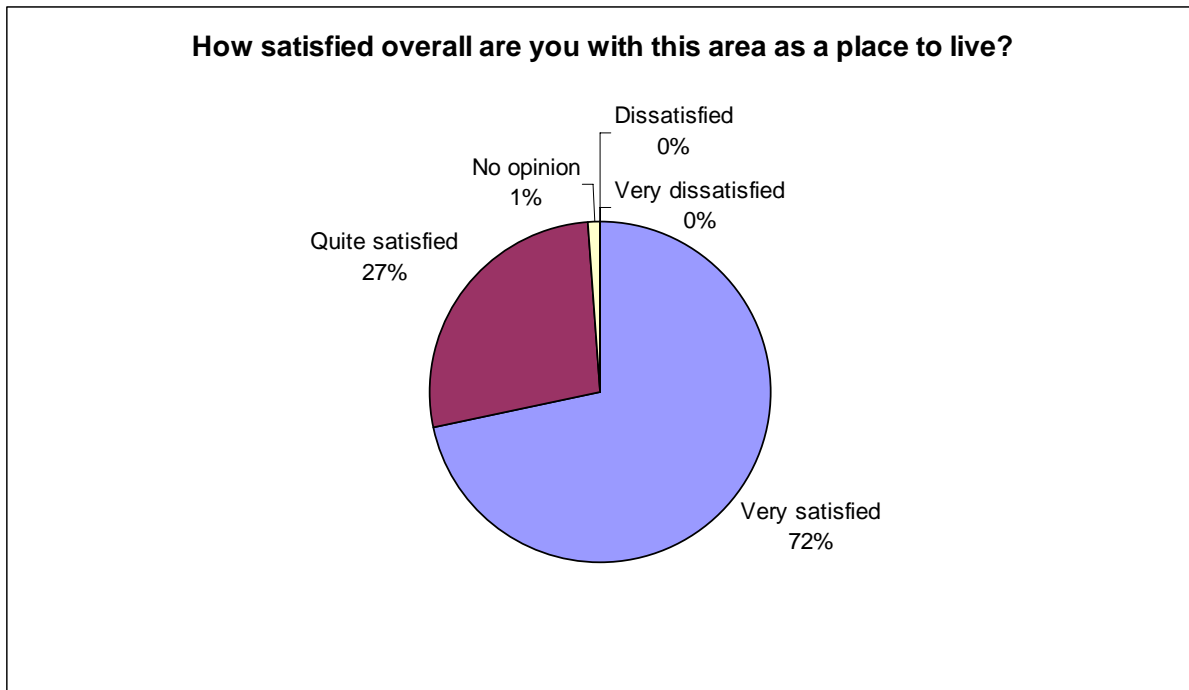
- Nice to live somewhere historic. Hope that the status means it is better looked after.

- Nice to know - pride.
- Well preserved, historic significance. I'm proud to live in a WHS.
- Important Tourist Centre. Talking point.
- Needs improvement by tourists encouraged. Proud to live here. Embarrassed by condition.
- Not a lot.

1.53 In general there was an indication that there was a sense of pride felt by residents that they lived in a World Heritage Site. However, there were a few responses stating that they didn't really care about the designation, and a few who were embarrassed about the condition of the village in places.

Q23: How satisfied overall are you with this area as a place to live?

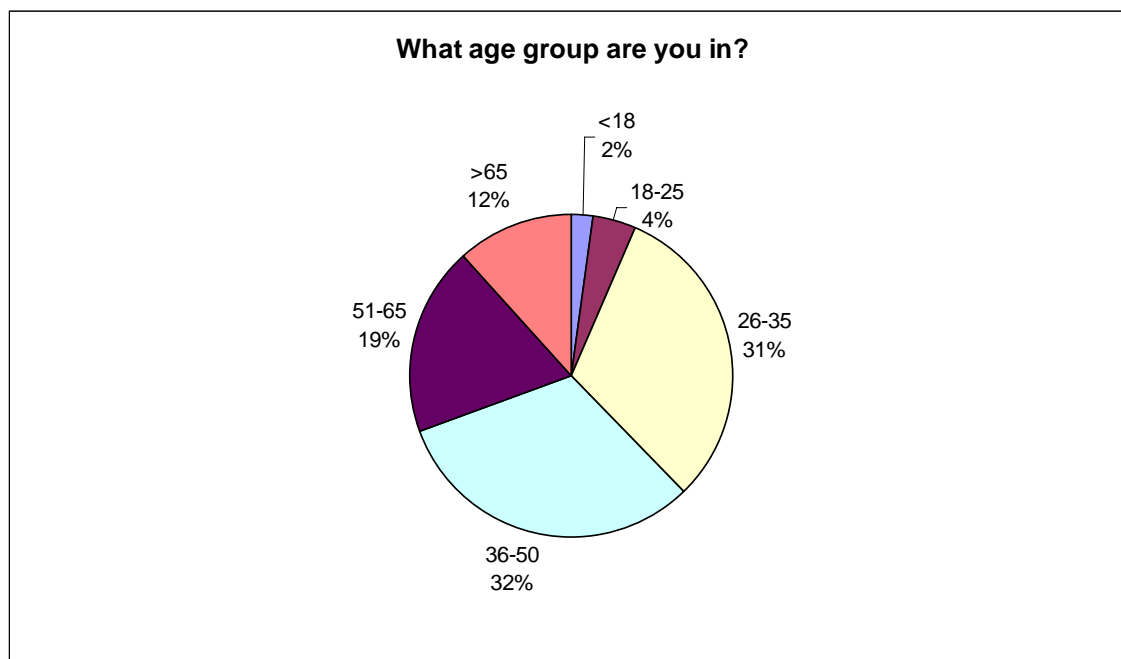
1.54 Overall satisfaction with Saltaire as a place to live prompted a very positive response, with 72% of the 95 residents asked stating that they were very satisfied and 27% saying they were quite satisfied.



AGE AND GENDER

Q24: Please can you tell me which of the age groups you are in?

- 1.55 The majority of those interviewed were in the 36-50 age range (32%), but this was closely followed by those in the 26 – 35 age range (31%).



Q25: Gender?

- 1.56 95 Residents were asked their gender, 36 were male and 55 were female. There were 4 non-compliant responses.

Q26: Date?

- 1.57 These were completed between the 10th and the 20th August 2005.

Q27: Time?

- 1.58 The questionnaires were all filled out in the afternoon or evening, though there were many questionnaires which didn't fill in a time, especially those questionnaires which were self completed by the interviewee.

Q28: Completion

- 1.59 Of the 95 people who took part in the questionnaires, 59 of these filled in their own questionnaires.